

A PROJECT OF THE  
PEORIA PARK DISTRICT  
PEORIA, ILLINOIS

**STORMWATER IMPROVEMENTS  
GRAND VIEW DRIVE @ ROOSEVELT RD  
PEORIA, ILLINOIS**



PROJECT # 24-021  
MARCH 18, 2025

PROJECT MANUAL

PACKAGE # \_\_\_\_\_

PROJECT MANUAL INCLUDING SPECIFICATIONS FOR:

**STORMWATER IMPROVEMENTS  
GRAND VIEW DRIVE @ ROOSEVELT RD  
PEORIA, ILLINOIS**

**ENGINEER:** MAURER-STUTZ  
3116 DRIES LN STE 100  
PEORIA, ILLINOIS 61604  
TELEPHONE: (309) 693-7615

---

**OWNER:** PLEASURE DRIVEWAY AND PARK DISTRICT OF PEORIA,  
PEORIA, ILLINOIS

**TRUSTEES:** ROBERT L. JOHNSON, SR., PRESIDENT  
TIMOTHY L. BERTSCHY  
STEVE MONTEZ  
LAURIE COVINGTON  
JOYCE HARANT  
REAGAN LESLIE HILL  
ALEX SIERRA

**PROJECT MANAGER:** TAMMY JOHNSON  
PLANNING, DESIGN & CONSTRUCTION DIVISION  
BRADLEY PARK EQUIPMENT SERVICE  
1314 N. PARK ROAD  
PEORIA, ILLINOIS 61604  
TELEPHONE: (309) 686-3386

**ADMINISTRATIVE STAFF:** EMILY CAHILL, EXECUTIVE DIRECTOR  
MATT FREEMAN, SUPERINTENDENT OF PARKS  
KARRIE ROSS, SUPERINTENDENT OF FINANCE  
AND ADMINISTRATIVE SERVICES  
BECKY FREDRICKSON, SUPERINTENDENT OF PLANNING,  
DESIGN AND CONSTRUCTION  
SHALESSE PIE, SUPERINTENDENT OF HUMAN  
RESOURCES  
SCOTT LOFTUS, SUPERINTENDENT OF RECREATION

\*\*\*\*\*

Address all communications regarding this work to the Project Manager listed above.

**ADVERTISEMENT FOR BIDS**

Sealed bids will be received by the Peoria Park District, Peoria, Illinois, hereinafter known as the Owner, for the following project:

STORMWATER IMPROVEMENTS  
GRAND VIEW DRIVE @ ROOSEVELT RD  
PEORIA, ILLINOIS

It is the intent of the Owner to receive Base Bids for the project listed above.

Sealed bids will be received until Tuesday, April 1, 2025 at 1:00 p.m. prevailing time, by the Owner, at the Peoria Park District Administrative Office, 1125 W. Lake Ave., Peoria, Illinois 61614. (The Board Room clock shall be the official time keeping device in respect to the bid submission deadline.)

An electronic file including Bid Documents is available at [www.peoriaparks-planning.org](http://www.peoriaparks-planning.org) at no charge. Bid Documents, including Plans, Specifications and Interpretations for this project may be obtained at the Planning, Design & Construction Department, Bradley Park Equipment Service, 1314 N. Park Road, Peoria, IL 61604. Telephone (309) 686-3386. A non-refundable plan deposit of \$250 will be charged for each printed set of Bid Documents.

A list of planholders can be obtained upon request. This information will be available up to twenty-four (24) hours prior to the scheduled bid opening time. **After that deadline, no information pertaining to the project will be given.**

A 10% Bid Bond is required, and is to be included with the Bid Proposal. The successful Bidder will be required to furnish a 100% Performance Bond and a 100% Labor and Materials Payment Bond within ten (10) days of formal Award of Contract.

The general prevailing rate of wage for the Peoria area shall be paid for each craft or type of worker needed to execute this contract or perform this work as required by the State of Illinois Department of Labor. Additionally, it is required that provisions of the Illinois Preference Act, the Illinois Drug Free Workplace Act, and the Substance Abuse Prevention on Public Works Act must be adhered to. Bidders are also advised that contract documents for this project include the non-discrimination, equal opportunity and affirmative action provisions in the Human Rights Act and rules and regulations of the Department of Human Rights. The Peoria Park District is an AA/EEO organization and encourages participation by minority and female-owned firms.

The Peoria Park District reserves the right to reject any or all bids, waive technical deficiencies, informalities or irregularities or rebid any project.

PLEASURE DRIVEWAY AND PARK DISTRICT  
OF PEORIA, ILLINOIS

BY: ROBERT L. JOHNSON, SR., President

BY: ALICIA WOODWORTH, Secretary

**TABLE OF CONTENTS**

TITLE PAGE(S)	1-2
INVITATION TO BID	3
TABLE OF CONTENTS	4
<b>BIDDING DOCUMENTS:</b>	
- SUPPLEMENTARY INSTRUCTIONS TO BIDDERS	5-9
- BID FORM(S)	10-12
- SUBCONTRACTORS LIST	13
- CERTIFICATION OF COMPLIANCE OF LISTED PROVISIONS AND LAWS	14
- W-9	15
- SEXUAL HARASSMENT POLICY STATEMENT	21
- SAMPLE ADDENDUM FORM	22
<b>CONTRACT DOCUMENTS:</b>	
- AGREEMENT BETWEEN OWNER AND CONTRACTOR	23-27
- PERFORMANCE BOND	28-29
- LABOR & MATERIALS PAYMENT BOND	30-31
- CONTRACTOR'S AFFIDAVIT	32
- LIEN WAIVER FORMS	33-36
- SUPPLEMENTAL GENERAL CONDITIONS	37-53
<b>PROJECT SPECIFICATIONS:</b>	
GENERAL REQUIREMENTS:	
DIVISION 010000: GENERAL REQUIREMENTS	54-65
<b>TECHNICAL SPECIFICATIONS:</b>	
SUPPLEMENTAL SPECIFICATIONS AND RECURRING SPECIAL PROVISIONS	55 PAGES
<b>EXHIBITS:</b>	
ATTACHMENT A - INSURANCE REQUIREMENTS	5 PAGES
ATTACHMENT B – SOLICITATION & HIRING FOR QUALIFYING CONSTRUCTION CONTRACTS POLICY & FORMS	20 PAGES
ATTACHMENT C – DIRECTORY OF MINORITY & WOMEN OWNED BUSINESS ENTERPRISES	6 PAGES
ATTACHMENT D – PREVAILING WAGES FOR PEORIA COUNTY – ILLINOIS DEPARTMENT OF LABOR	7 PAGES
<b>DRAWINGS:</b>	
1	COVER SHEET
2	INDEX OF SHEETS, HIGHWAY STANDARDS, GENERAL NOTES
3-4	SCHEDULE OF QUANTITIES
5	ALIGNMENTS, TIES, BENCHMARKS
6	REMOVAL AND EROSION CONTROL PLAN
7	DRAINAGE PLAN
8	GRADING PLAN
9	602006-D4 INLETS, TYPE G-1, SPECIAL
10	604001-D4 FRAME & GRATES FOR TYPE G-1 AND TYPE G-1, SPECIAL DRAINAGE STRUCTURES
11-41	ILLINOIS DEPARTMENT OF TRANSPORTATION HIGHWAY STANDARDS

END OF TABLE OF CONTENTS

# SUPPLEMENTARY INSTRUCTIONS TO BIDDERS

## 1. INSTRUCTIONS TO BIDDERS

- A. "Instructions to Bidders", AIA Document A701, 2018 Editions, published by the American Institute of Architects, including revisions adopted before date of this Project Manual, is hereby made part of these specifications with same force and effect as though set forth in full.
- B. The following modifies, changes, deletes from or adds to the **Instructions to Bidders** (AIA Document A701, 2018 Edition). Where any Article of the Instructions to Bidders is modified or any Paragraph, Subparagraph or Clause thereof is modified or deleted by these Supplementary Conditions, the unaltered provisions of that Article, Paragraph, Subparagraph or Clause shall remain in effect.
- C. Parenthesis ( ) indicates the appropriate section and Subparagraph of the Instructions to Bidders which each paragraph of the Supplementary Instructions to Bidders modifies or refers to.

## 2. PROJECT DESCRIPTION

- A. The Project description generally is as follows:
  - 1. **BASE BID:** This project includes the improvement of the storm sewer system along Grand View Drive south of Roosevelt Rd. The work consists of removing and replacing inlet structures and storm sewer pipe, placing a new manhole structure to connect to the existing outfall, embankment work, and other collateral work.
- B. **PRE-BID MEETING :**
  - 1. A pre-bid meeting will be held at the intersection of Grand View Drive and Roosevelt Rd on March 25, 2025 at 9:00 a.m.

## 3. CODES AND PERMITS

- A. **COSTS ASSOCIATED WITH REGULATORY COMPLIANCE.** All Work performed in connection with this Project shall be in compliance with the requirements of all applicable local, state, and federal laws, regulations, and rules, as well as the requirements of the Construction Documents. The Bid Price shall reflect all costs of compliance to those requirements, whether or not specifically stated in the Construction Documents or specific sections of the Project Manual.
- B. **PERMITS/FEEES.** Work shall not commence until all required building (and/or other) permits have been secured by the Contractor and copies of these permits submitted to the Owner's Representative. Cost of permits is to be included in the Bid Price.

## 4. BID GUARANTY

The bid must be accompanied by a Bid Guaranty which shall not be less than 10% of the amount of the Bid. At the option of the Bidder, the 10% Guaranty may be a Certified Check, Cashier's Check, or a Bid Bond. The Bid Bond shall be secured by a Guaranty or a Surety Company acceptable to the Owner. No bid will be considered unless it is accompanied by the required Guaranty. Funds must be made payable to the order of the Owner. Cash deposits will not be accepted. The Bid Guaranty shall ensure the execution of the Agreement and the furnishing of the Surety Bond or Bonds by the successful Bidder, all as required by the Contract Documents.

## 5. AWARD OF CONTRACT/REJECTION OF BIDS:

The Contracts will be awarded on the basis of Paragraph 5.3 of the Instructions to Bidders and Paragraph 16 of the Supplementary Instructions to Bidders. The Bidders to whom the awards are made will be notified at the earliest possible date. The Owner, however, reserves the right to reject any and all Bids, to accept any combination of base bids and alternates and to waive any technical deficiencies, informalities, or irregularities in Bids received whenever such rejection or waiver is in its interest.

No bid shall be withdrawn for a period of sixty (60) days after the opening of bids without the consent of the Owner. The failure of the Bidder to submit a Bid Bond, Certified Check or Cashier's Check in the full amount to cover all proposals bid upon shall be sufficient cause for rejection of his bid. The award will be made contingent upon submittal and evaluation of Contractor's Qualification Statement if requested, Bonds, Certificate of Insurance, Contractor Certifications, including Certification of Compliance of Listed Provisions and Laws, Peoria Park District Certificate of Equal Employment Opportunity Compliance for Contractors and Vendors, Workforce Profile, Company Ownership Certification, Minority/Women Owned Contact Sheet, Contractor/Subcontractor Workforce Plan, etc.

## 6. EXECUTION OF AGREEMENT:

Following the award and within ten (10) days after the prescribed forms are prepared and presented for signature by the Owner's Representative, the successful Bidder shall execute and return to the Owner's Representative the Agreement in the form included in the Contract Documents in such number of copies as the Owner may require. The Owner's Representative will provide Notice to Proceed after all bonds and any other required documents have been received by the Park District.

## 7. PERFORMANCE BOND/LABOR AND MATERIAL PAYMENT BOND & INSURANCE

- A. **BONDS REQUIRED.** Having satisfied all conditions of award as set forth elsewhere in these Documents, the successful Bidder shall, within ten (10) calendar days after award of contract, furnish Surety Bonds in penal sums, each not less than the amount of the Contract as awarded as security for the faithful performance of the Contract (Performance Bond), and for the payment (Labor and Materials Payment Bond) of all persons, firms or corporations to whom the Contractor may become legally indebted for labor, materials, tools, equipment or services employed or used by him in performing the work.

- B. FORM OF BONDS.** Such bonds shall be in the same form as the samples included in the Project Manual and shall bear the same date as or a date subsequent to that of the Agreement. The current Power of Attorney for the person who signs for any Surety Company shall be attached to such Bonds. Bonds shall be signed by a Guaranty or Surety Company acceptable to the Owner.
- C. COST OF PERFORMANCE BOND/LABOR AND MATERIAL PAYMENT BOND.** All costs for the Performance Bond/Labor and Material Payment Bond shall be included in the submitted Bid Price.
- D. INSURANCE.** Insurance requirements for this project are addressed both in the Supplementary General Conditions and in "Attachment A.6", in the "Exhibits" section of this Project Manual.
  - a) In respect to the property ("builders risk") insurance coverages referenced in the Supplementary General Conditions: the successful Bidder will be required to provide such coverages as the work of the Project will be accomplished by one general/prime contractor(s).
- E. TIME FRAMES.** The successful Bidder shall, within ten (10) days after award of contract by the Board of Trustees, submit Proof of Insurance coverages/Bonds in the form and amounts required to the Owner's Representative. Should the Bidder be unable to provide the required Proof of Insurance(s)/Bonds within the specified ten day period the Owner reserves the right, at its sole discretion, to withdraw its award of contract from that Bidder.

**8. DEFAULT**

- A.** The failure of the successful Bidders to execute the Agreement, supply the required Bonds or proof of required insurance coverage(s) within (ten) 10 days after award of contract, or within such extended period as the Owner may grant based upon reasons determined sufficient by the Owner, may constitute a default. In such case, award of contract will be transferred to the second lowest bidder.

**9. CONTRACTOR'S QUALIFICATION STATEMENT**

- A.** Contractor's Qualification Statement (AIA Document 305) shall be submitted by low bidder for evaluation prior to award of contract if so requested by the Owner or his representatives.

**10. LIST OF SUBCONTRACTORS/PRODUCT & EQUIPMENT SUBSTITUTIONS**

- A.** Each Bidder shall submit a "SUBCONTRACTORS LIST" proposed to be used in the execution of the Work. If there will be no subcontractors, the Bidder shall state "No Subcontractors" on this form. The completed form is due with the Bid Proposal.
  - 1) Identify the trade name, address, telephone number, and category of work of each subcontractor.
  - 2) Failure to submit the "Subcontractors List" with the Bid Proposal may result in the rejection of the Bid.
  - 3) Delete Subparagraphs (6.3.1.1) from AIA A701.
- B.** The Bidder, by submission of a signed bid form, agrees to install all products and equipment by brand name or names specified in the Technical Specifications sections of this Project Manual. "Or equal" substitutions will be allowed only if approved in writing prior to the bid opening and listed in the "Substitutions" section of the Bid Form.

**11. CONTRACT ADMINISTRATION FORMS/COSTS OF FORMS**

- A. REQUIRED FORMS.** The following AIA forms will be used (AIA forms will be supplied by the Owner if requested, and charged to the Contractor at cost) in the administration of the project:
  - 1) **AIA Document A310:** "Bid Bond", February 1970 edition
  - 2) **AIA Document A305:** "Contractor's Qualification Statement", 1986 edition
  - 3) **AIA Document G702:** "Application and Certificate of Payment", May 1992 edition
  - 4) **AIA Document G703:** "Continuation Sheet", May 1992 edition
- B. OTHER FORMS.** Other contract administration forms (to be provided by the Owner unless otherwise noted) required for use in the Project are:
  - 1) **Subcontractors List**
  - 2) **Contractor's Affidavit**
  - 3) **Performance Bond**
  - 4) **Labor and Material Payment Bond**
  - 5) **Lien Waiver Forms**
  - 6) **Certified Payroll Form**  
 Please Note: Illinois State Law has changed. As a Contractor on a public works project, Contractor must submit certified payroll directly to the Illinois Department of Labor. See details at <https://www2.illinois.gov/idol/laws-rules/conmed/pages/prevaling-wage-portal.aspx>

The first time submitting certified payroll to this site requires additional set-up time and specialized forms that must be used.

After submitting certified payroll directly to the Illinois Department of Labor, Contractor will receive a PDF proof of submittal. A copy of this PDF proof of submittal is required with pay applications to Owner.

- 7) **Insurance Forms: As required in Attachment A (at end of Project Manual) (will not be provided by Owner)**
- 8) **Agreement Between Owner and Contractor**

Examples of these forms are included in the Project Manual.

## **12. CONSTRUCTION TIME AND LIQUIDATED DAMAGES CLAUSE:**

**PROJECT COMPLETION.** The Agreement will include the following paragraph(s) or language substantially the same, regarding construction time and liquidated damages:

- 1) **LIQUIDATED DAMAGES:** Owner and Contractor recognize that time is of the essence of this Agreement and that Owner will suffer financial loss if the Work is not Substantially Complete within the time specified below, plus any extensions thereof allowed in accordance with Article 8 of the General Conditions. They also recognize the delays, expense and difficulties involved in proving in a legal or arbitration proceeding the actual loss suffered by Owner if the Work is not completed on time.
- 2) Accordingly, instead of requiring any such proof, Owner and Contractor agree that as Liquidated Damages for delay (but not as a penalty) Contractor shall pay Owner Two Hundred and Fifty Dollars (\$250.00) for each calendar day that expires after One Hundred Seventy-Three (173) calendar days from Notice of Award until Substantial Completion is attained. The work is tentatively scheduled to begin on April 10, 2025 and be at Substantial Completion by September 30, 2025.
- 3) After Substantial Completion, if Contractor shall neglect, refuse, or fail to complete the remaining Work necessary to achieve Final Completion within Fourteen (14) calendar days or any proper extension thereof granted by Owner, Contractor shall pay Owner Two Hundred and Fifty Dollars (\$250.00) for each day that expires after the time specified.
- 4) Owner and Contractor agree that the per day liquidated damage amounts set forth in subparagraphs "2" and "3" of this section constitute a reasonable forecast of the financial losses, actual costs and increased expenses the Owner may incur as a result of delayed Substantial or Final Completion of the Project.

## **13. PROJECT MANUAL/PLANS & SITE VISITATION**

- A. A set of Bid Documents may be examined, at no charge, at the office of the Owner's Representative.
- B. **PLAN DEPOSIT.** An electronic file including Bid Documents is available at [www.peoriaparks-planning.org](http://www.peoriaparks-planning.org) at no charge. A printed set of Bid Documents, including Plans, Specifications and Interpretations for this project may be obtained at the Planning, Design & Construction Department, Bradley Park Equipment Service, 1314 N. Park Road, Peoria, IL 61604. Telephone (309)686-3386. A non-refundable plan deposit of Two Hundred and Fifty Dollars (\$250.00) will be charged for each printed set of Bid Documents.
- C. **FAMILIARITY WITH BID DOCUMENTS & SITE VISITATION.** Bidders, by submission of their Bids, represent that they have visited the site to acquaint themselves with the local conditions in which the Work is to occur, and that they are familiar with all the requirements of the Project, as defined in the Project Manual and the Plan(s).

## **14. OTHER MODIFICATIONS TO AIA-701/OTHER CONDITIONS**

- A. Add the following sentence to (4.1.7): "Bidder shall submit two (2) completed copies of Bid Form and retain one (1) copy for his files."
- B. Delete (4.2.1)
- C. Delete Section (6.2) - "Owner's Financial Capability"
- D. In reference to (7.2.1), the Peoria Park District reserves the right of final approval of bonding companies. Replace the first Sentence with "The Bidder shall deliver the required bonds to the Owner not later than ten days following the date of execution of the Contract."
- E. Delete paragraph (7.1.3).

## **15. EQUAL EMPLOYMENT OPPORTUNITY/SEXUAL HARASSMENT**

- A. It is a goal of the Peoria Park District to encourage participation of minorities and women on Peoria Park District construction projects through contracts and workforce. Good Faith Effort must be made to encourage the use of minority and women owned businesses as sub-contractors and suppliers on the project.

On all bids \$50,000.00 and over, see requirements listed in **Attachment B "Solicitation and Hiring for Qualifying Construction Contracts & Forms"**.

On all bids less than \$50,000.00, complete and submit the following listed forms (provided in Attachment B) with the Bid. Failure to submit the forms may result in rejection of the bid.

1. "Peoria Park District Certificate of Equal Employment Opportunity Compliance for Contractors and Vendors" Form
2. "Workforce Profile" Form
3. "Company Ownership Certification" Form

**B.** Effective July 1, 1993, every party to a public contract and every party bidding on public contracts is required to have a written "**Sexual Harassment Policy**". The Sexual Harassment Policy must contain:

- 1) A definition of sexual harassment under state law;
- 2) A description of sexual harassment utilizing examples;
- 3) A formalized complaint procedure;
- 4) A statement of victim's rights;
- 5) Directions on how to contact the Illinois Department of Human Rights - **Illinois companies**. Out-of-State companies must include directions on how to contact the enforcement agency within their state. Companies that issue a standard policy for all business locations must prepare an addendum providing directions on how to contact the appropriate enforcement agency.
- 6) A recitation that there cannot be any retaliation against employees who elect to file charges.

Recommendation: Your "**Sexual Harassment Policy**" should be drafted in language easy to understand and any revisions should be reviewed by legal counsel. A copy of your policy should be posted in a prominent and accessible location to assure all employees will be notified of the company's position.

**In order to conduct business with the Peoria Park District, you must have a written "Sexual Harassment Policy" that conforms to the Act.**

**FAILURE TO DO SO WILL DISQUALIFY YOU AS AN ELIGIBLE VENDOR.**

#### **16. BID SUBMISSION**

- A. DATE, TIME & PLACE OF RECEIVING BIDS.** Bids will be received until the date and time listed in the "Advertisement for Bids", at which time they will be publicly opened, read aloud and recorded. The Bid Opening will be held at the place listed in the "Advertisement for Bids".
- B. REQUIRED ITEMS.** The following items must be included as part of the "BID":
- 1) Two (2) signed copies of the **BID FORM**. (Retain the third copy for your files.)
  - 2) The **SUBCONTRACTORS LIST**. (Submit form and state "No Subcontractors" on the form, if none will be used.)
  - 3) The **PEORIA PARK DISTRICT CERTIFICATE OF EQUAL EMPLOYMENT OPPORTUNITY COMPLIANCE FOR CONTRACTORS AND VENDORS** form.
  - 4) The **WORKFORCE PROFILE** form.
  - 5) The **COMPANY OWNERSHIP CERTIFICATION** form.
  - 6) The **CERTIFICATION OF COMPLIANCE OF THE LISTED PROVISIONS AND LAWS** form.
  - 7) Completed **W-9**.
  - 8) The **BID GUARANTY**.
  - 9) If the bid is over \$50,000.00, the **MINORITY/WOMEN OWNED CONTACT SHEET** form.
  - 10) If the bid is over \$50,000.00, the **CONTRACTOR/SUBCONTRACTOR WORKFORCE PLAN** form.
- C. BID SUBMISSION.** The "BID" shall be enclosed in envelopes (outer and inner), both of which shall be sealed and clearly labeled with the following information, in order to prevent premature opening of the bid:



- "PROPOSAL"
- NAME OF PROJECT
- NAME OF BIDDER
- DATE/TIME OF BID OPENING

END OF SUPPLEMENTARY INSTRUCTIONS TO BIDDERS

Bid From: \_\_\_\_\_

PROJECT NO. 24-021  
BID FOR: STORMWATER IMPROVEMENTS  
LOCATION: GRAND VIEW DRIVE @  
ROOSEVELT RD

**BID FORM**

BID TO: PEORIA PARK DISTRICT

UNDERSIGNED:

1. Acknowledges receipt of:
  - A. Project Manual and Drawings for:
 

STORMWATER IMPROVEMENTS  
GRAND VIEW DRIVE @ ROOSEVELT RD  
PEORIA, ILLINOIS
  - B. Addenda: No. \_\_\_\_\_ through No. \_\_\_\_\_
2. Has examined facility and the bid documents and shall be responsible for performing work specifically required of him by all parts of bidding documents including specifications for entire project, even though such work may be included as related requirements specified in other divisions or sections.
3. And agrees to enter into and execute Contract with Owner, if awarded on basis of this bid, and to:
  - A. Furnish Bonds and Insurance required by the Bidding & Contract Documents.
  - B. Accomplish work in accord with Contract.
  - C. Complete work within specified Contract time.
4. **CONTRACT TIME:** Contractor agrees to Substantially Complete ALL WORK as required by the Contract Documents per the Supplementary General Conditions and Supplementary Instructions to Bidders.
5. **BASE BIDS:**
  - A. Base Bid:
 

Bidder agrees to perform all building and site work, as set forth in the Project Manual and Drawings for the sum of:

\_\_\_\_\_ Dollars (\$ \_\_\_\_\_ . \_\_\_\_\_)
7. **UNIT PRICES:**
  - A. Bidders submitting prices for the Base Bid shall submit Unit Prices for adding or deleting work. Unit Prices shall include all costs, including but not limited to preparation, labor, equipment, and materials necessary for a complete installation.

<u>ITEM</u>	<u>UNIT</u>	<u>UNIT PRICE</u>
-------------	-------------	-------------------

Bid From: \_\_\_\_\_

PROJECT NO. 24-021  
BID FOR: STORMWATER IMPROVEMENTS  
LOCATION: GRAND VIEW DRIVE @  
ROOSEVELT RD

Fill Dirt	CY	\$ _____
4" Sidewalk	SF	\$ _____
Curb and Gutter, Type B-6.12	LF	\$ _____

8. **PROPOSED SUBSTITUTION LIST:**

Base Bid(s) and Alternates are understood to include only those product brands, items, and elements which are specified in the Bid Documents. The following is a list of substitute products, equipment or methods of construction which the Bidder proposes to furnish on this project, with difference in price being added or deducted from Base Bid(s).

Bidder understands that acceptance of any proposed substitution which has not been approved as an "equal" to the product brand, item, or element specified prior to bid opening is at Owner's option. Approval or rejection of any substitutions listed below will be indicated before executing Contract.

<u>ITEM</u>	<u>ADD</u>	<u>DEDUCT</u>
_____	\$ _____	\$ _____
_____	\$ _____	\$ _____
_____	\$ _____	\$ _____

9. **BIDDERS CHECKLIST:**

Did you visit the site?	Yes	No
Is Bid Security enclosed? (If applicable)	Yes	No
Is Peoria Park District Certificate of Equal Employment Opportunity Compliance for Contractors enclosed?	Yes	No
Is Workforce Profile enclosed?	Yes	No
Is Company Ownership Certification enclosed?	Yes	No
If the bid is \$50,000.00 or over, the Minority/Women Owned Contact Sheet enclosed?	Yes	No
If the bid is \$50,000.00 or over, the Contractor/Subcontractor Workforce Plan enclosed?	Yes	No
Is Subcontractors List enclosed?	Yes	No
Is Certification of Compliance of the Listed Provisions and Laws form enclosed?	Yes	No
Is a completed W-9 enclosed?	Yes	No

Bid From: \_\_\_\_\_

PROJECT NO. 24-021  
BID FOR: STORMWATER IMPROVEMENTS  
LOCATION: GRAND VIEW DRIVE @  
ROOSEVELT RD

10. **BIDDER INFORMATION:**

NAME OF BIDDER: \_\_\_\_\_

ADDRESS: \_\_\_\_\_

CITY, STATE, ZIP: \_\_\_\_\_

TELEPHONE NO.: \_\_\_\_\_

BY: \_\_\_\_\_  
(Signature of Authorized Official)

TITLE: \_\_\_\_\_

BIDDER'S SEAL

WITNESS: \_\_\_\_\_

END OF BID FORM

## SUBCONTRACTORS LIST

The following tabulation of Subcontractors shall be attached and made a condition of the Bid. The Bidder expressly understands and agrees to the following provisions:

- A. If awarded a Contract as a result of this Bid, the subcontractors used in the prosecution of the work will be those listed below.
- B. The following list includes all subcontractors, known at the time of the Bid, who will perform work on this project.
- C. The subcontractors listed below are financially responsible and are qualified to perform the work required.
- D. The subcontractors listed below comply with the requirements of the Contract Documents.
- E. Any substitutions in the subcontractors listed below shall be requested in writing by the Contractor and must be approved in writing by the Owner. No sub-subcontractors will be allowed unless specifically stated on the form. All pertinent financial, performance, insurance and other applicable information shall be submitted with the request for substitution(s). Owner shall respond to such requests within 14 calendar days following the submission of all necessary information to the full satisfaction of the Owner.
- F. Failure to submit the list of Subcontractors as stated herein shall constitute a material variation from the Invitation to Bid; and any such Bid may be rejected by the Owner.

Subcontractor Name	Telephone/Email	Area of Work	Minority/Women Owned Business (Yes/No)	Dollar Amount of Contract

BIDDER: \_\_\_\_\_

END OF SUBCONTRACTORS LIST

**CERTIFICATION OF COMPLIANCE  
OF THE LISTED PROVISIONS AND LAWS**

**1) Illinois Drug Free Workplace Act of 1991**

**2) The Substance Abuse Prevention on Public Works Act Public Act 95-0635:**

Prohibits the use of drugs and alcohol while performing work on a public works project.

The Contractor/Subcontractor has signed collective bargaining agreement for all of its employees that deal with the subject matter or the Contractor/Subcontractor has a prevention program that meets or exceeds the requirements of the Public Act for all employees not covered by a collective bargaining agreement.

**3) Safety Compliance:**

Contractor/Subcontractors will comply with any and all prevailing occupational safety and health standards. Such compliance may include a training component or require a written program of compliance.

**4) Illinois Criminal Code, Illinois Compiled Statutes 720 ILCS 5/33E-3 and 5/33E-4:**

Contractor/Subcontractor has not been barred from bidding on public contract as a result of bid rigging or bid rotating.

The undersigned representative of the Contractor/Vendor hereby certifies to comply with the laws and provisions listed above.

\_\_\_\_\_  
Contractor/Subcontractor

\_\_\_\_\_  
Name of Authorized Representative (type or print)

\_\_\_\_\_  
Signature of Authorized Representative

\_\_\_\_\_  
Date

# Request for Taxpayer Identification Number and Certification

Go to [www.irs.gov/FormW9](http://www.irs.gov/FormW9) for instructions and the latest information.

**Give form to the  
requester. Do not  
send to the IRS.**

**Before you begin.** For guidance related to the purpose of Form W-9, see *Purpose of Form*, below.

<b>Print or type. See Specific Instructions on page 3.</b>	<b>1</b>	Name of entity/individual. An entry is required. (For a sole proprietor or disregarded entity, enter the owner's name on line 1, and enter the business/disregarded entity's name on line 2.)		
	<b>2</b>	Business name/disregarded entity name, if different from above.		
	<b>3a</b>	Check the appropriate box for federal tax classification of the entity/individual whose name is entered on line 1. Check only <b>one</b> of the following seven boxes.  <input type="checkbox"/> Individual/sole proprietor <input type="checkbox"/> C corporation <input type="checkbox"/> S corporation <input type="checkbox"/> Partnership <input type="checkbox"/> Trust/estate  <input type="checkbox"/> LLC. Enter the tax classification (C = C corporation, S = S corporation, P = Partnership) _____ <b>Note:</b> Check the "LLC" box above and, in the entry space, enter the appropriate code (C, S, or P) for the tax classification of the LLC, unless it is a disregarded entity. A disregarded entity should instead check the appropriate box for the tax classification of its owner.  <input type="checkbox"/> Other (see instructions) _____	<b>4</b> Exemptions (codes apply only to certain entities, not individuals; see instructions on page 3):  Exempt payee code (if any) _____  Exemption from Foreign Account Tax Compliance Act (FATCA) reporting code (if any) _____  <i>(Applies to accounts maintained outside the United States.)</i>	
	<b>3b</b>	If on line 3a you checked "Partnership" or "Trust/estate," or checked "LLC" and entered "P" as its tax classification, and you are providing this form to a partnership, trust, or estate in which you have an ownership interest, check this box if you have any foreign partners, owners, or beneficiaries. See instructions _____ <input type="checkbox"/>		
	<b>5</b>	Address (number, street, and apt. or suite no.). See instructions.	Requester's name and address (optional)	
	<b>6</b>	City, state, and ZIP code		
	<b>7</b>	List account number(s) here (optional)		

## Part I Taxpayer Identification Number (TIN)

Enter your TIN in the appropriate box. The TIN provided must match the name given on line 1 to avoid backup withholding. For individuals, this is generally your social security number (SSN). However, for a resident alien, sole proprietor, or disregarded entity, see the instructions for Part I, later. For other entities, it is your employer identification number (EIN). If you do not have a number, see *How to get a TIN*, later.

<b>Social security number</b>									
				-					
<b>or</b>									
<b>Employer identification number</b>									

**Note:** If the account is in more than one name, see the instructions for line 1. See also *What Name and Number To Give the Requester* for guidelines on whose number to enter.

## Part II Certification

Under penalties of perjury, I certify that:

1. The number shown on this form is my correct taxpayer identification number (or I am waiting for a number to be issued to me); and
2. I am not subject to backup withholding because (a) I am exempt from backup withholding, or (b) I have not been notified by the Internal Revenue Service (IRS) that I am subject to backup withholding as a result of a failure to report all interest or dividends, or (c) the IRS has notified me that I am no longer subject to backup withholding; and
3. I am a U.S. citizen or other U.S. person (defined below); and
4. The FATCA code(s) entered on this form (if any) indicating that I am exempt from FATCA reporting is correct.

**Certification instructions.** You must cross out item 2 above if you have been notified by the IRS that you are currently subject to backup withholding because you have failed to report all interest and dividends on your tax return. For real estate transactions, item 2 does not apply. For mortgage interest paid, acquisition or abandonment of secured property, cancellation of debt, contributions to an individual retirement arrangement (IRA), and, generally, payments other than interest and dividends, you are not required to sign the certification, but you must provide your correct TIN. See the instructions for Part II, later.

<b>Sign Here</b>	Signature of U.S. person	Date
------------------	--------------------------	------

## General Instructions

Section references are to the Internal Revenue Code unless otherwise noted.

**Future developments.** For the latest information about developments related to Form W-9 and its instructions, such as legislation enacted after they were published, go to [www.irs.gov/FormW9](http://www.irs.gov/FormW9).

## What's New

Line 3a has been modified to clarify how a disregarded entity completes this line. An LLC that is a disregarded entity should check the appropriate box for the tax classification of its owner. Otherwise, it should check the "LLC" box and enter its appropriate tax classification.

New line 3b has been added to this form. A flow-through entity is required to complete this line to indicate that it has direct or indirect foreign partners, owners, or beneficiaries when it provides the Form W-9 to another flow-through entity in which it has an ownership interest. This change is intended to provide a flow-through entity with information regarding the status of its indirect foreign partners, owners, or beneficiaries, so that it can satisfy any applicable reporting requirements. For example, a partnership that has any indirect foreign partners may be required to complete Schedules K-2 and K-3. See the Partnership Instructions for Schedules K-2 and K-3 (Form 1065).

## Purpose of Form

An individual or entity (Form W-9 requester) who is required to file an information return with the IRS is giving you this form because they

must obtain your correct taxpayer identification number (TIN), which may be your social security number (SSN), individual taxpayer identification number (ITIN), adoption taxpayer identification number (ATIN), or employer identification number (EIN), to report on an information return the amount paid to you, or other amount reportable on an information return. Examples of information returns include, but are not limited to, the following.

- Form 1099-INT (interest earned or paid).
- Form 1099-DIV (dividends, including those from stocks or mutual funds).
- Form 1099-MISC (various types of income, prizes, awards, or gross proceeds).
- Form 1099-NEC (nonemployee compensation).
- Form 1099-B (stock or mutual fund sales and certain other transactions by brokers).
- Form 1099-S (proceeds from real estate transactions).
- Form 1099-K (merchant card and third-party network transactions).
- Form 1098 (home mortgage interest), 1098-E (student loan interest), and 1098-T (tuition).
- Form 1099-C (canceled debt).
- Form 1099-A (acquisition or abandonment of secured property).

Use Form W-9 only if you are a U.S. person (including a resident alien), to provide your correct TIN.

**Caution:** If you don't return Form W-9 to the requester with a TIN, you might be subject to backup withholding. See *What is backup withholding*, later.

**By signing the filled-out form**, you:

1. Certify that the TIN you are giving is correct (or you are waiting for a number to be issued);
2. Certify that you are not subject to backup withholding; or
3. Claim exemption from backup withholding if you are a U.S. exempt payee; and
4. Certify to your non-foreign status for purposes of withholding under chapter 3 or 4 of the Code (if applicable); and
5. Certify that FATCA code(s) entered on this form (if any) indicating that you are exempt from the FATCA reporting is correct. See *What Is FATCA Reporting*, later, for further information.

**Note:** If you are a U.S. person and a requester gives you a form other than Form W-9 to request your TIN, you must use the requester's form if it is substantially similar to this Form W-9.

**Definition of a U.S. person.** For federal tax purposes, you are considered a U.S. person if you are:

- An individual who is a U.S. citizen or U.S. resident alien;
- A partnership, corporation, company, or association created or organized in the United States or under the laws of the United States;
- An estate (other than a foreign estate); or
- A domestic trust (as defined in Regulations section 301.7701-7).

**Establishing U.S. status for purposes of chapter 3 and chapter 4 withholding.** Payments made to foreign persons, including certain distributions, allocations of income, or transfers of sales proceeds, may be subject to withholding under chapter 3 or chapter 4 of the Code (sections 1441–1474). Under those rules, if a Form W-9 or other certification of non-foreign status has not been received, a withholding agent, transferee, or partnership (payor) generally applies presumption rules that may require the payor to withhold applicable tax from the recipient, owner, transferor, or partner (payee). See Pub. 515, *Withholding of Tax on Nonresident Aliens and Foreign Entities*.

The following persons must provide Form W-9 to the payor for purposes of establishing its non-foreign status.

- In the case of a disregarded entity with a U.S. owner, the U.S. owner of the disregarded entity and not the disregarded entity.
- In the case of a grantor trust with a U.S. grantor or other U.S. owner, generally, the U.S. grantor or other U.S. owner of the grantor trust and not the grantor trust.
- In the case of a U.S. trust (other than a grantor trust), the U.S. trust and not the beneficiaries of the trust.

See Pub. 515 for more information on providing a Form W-9 or a certification of non-foreign status to avoid withholding.

**Foreign person.** If you are a foreign person or the U.S. branch of a foreign bank that has elected to be treated as a U.S. person (under Regulations section 1.1441-1(b)(2)(iv) or other applicable section for chapter 3 or 4 purposes), do not use Form W-9. Instead, use the appropriate Form W-8 or Form 8233 (see Pub. 515). If you are a qualified foreign pension fund under Regulations section 1.897(l)-1(d), or a partnership that is wholly owned by qualified foreign pension funds, that is treated as a non-foreign person for purposes of section 1445 withholding, do not use Form W-9. Instead, use Form W-8EXP (or other certification of non-foreign status).

**Nonresident alien who becomes a resident alien.** Generally, only a nonresident alien individual may use the terms of a tax treaty to reduce or eliminate U.S. tax on certain types of income. However, most tax treaties contain a provision known as a saving clause. Exceptions specified in the saving clause may permit an exemption from tax to continue for certain types of income even after the payee has otherwise become a U.S. resident alien for tax purposes.

If you are a U.S. resident alien who is relying on an exception contained in the saving clause of a tax treaty to claim an exemption from U.S. tax on certain types of income, you must attach a statement to Form W-9 that specifies the following five items.

1. The treaty country. Generally, this must be the same treaty under which you claimed exemption from tax as a nonresident alien.
2. The treaty article addressing the income.
3. The article number (or location) in the tax treaty that contains the saving clause and its exceptions.
4. The type and amount of income that qualifies for the exemption from tax.
5. Sufficient facts to justify the exemption from tax under the terms of the treaty article.

**Example.** Article 20 of the U.S.-China income tax treaty allows an exemption from tax for scholarship income received by a Chinese student temporarily present in the United States. Under U.S. law, this student will become a resident alien for tax purposes if their stay in the United States exceeds 5 calendar years. However, paragraph 2 of the first Protocol to the U.S.-China treaty (dated April 30, 1984) allows the provisions of Article 20 to continue to apply even after the Chinese student becomes a resident alien of the United States. A Chinese student who qualifies for this exception (under paragraph 2 of the first Protocol) and is relying on this exception to claim an exemption from tax on their scholarship or fellowship income would attach to Form W-9 a statement that includes the information described above to support that exemption.

If you are a nonresident alien or a foreign entity, give the requester the appropriate completed Form W-8 or Form 8233.

## Backup Withholding

**What is backup withholding?** Persons making certain payments to you must under certain conditions withhold and pay to the IRS 24% of such payments. This is called "backup withholding." Payments that may be subject to backup withholding include, but are not limited to, interest, tax-exempt interest, dividends, broker and barter exchange transactions, rents, royalties, nonemployee pay, payments made in settlement of payment card and third-party network transactions, and certain payments from fishing boat operators. Real estate transactions are not subject to backup withholding.

You will not be subject to backup withholding on payments you receive if you give the requester your correct TIN, make the proper certifications, and report all your taxable interest and dividends on your tax return.

**Payments you receive will be subject to backup withholding if:**

1. You do not furnish your TIN to the requester;
2. You do not certify your TIN when required (see the instructions for Part II for details);
3. The IRS tells the requester that you furnished an incorrect TIN;
4. The IRS tells you that you are subject to backup withholding because you did not report all your interest and dividends on your tax return (for reportable interest and dividends only); or
5. You do not certify to the requester that you are not subject to backup withholding, as described in item 4 under "*By signing the filled-out form*" above (for reportable interest and dividend accounts opened after 1983 only).



Certain payees and payments are exempt from backup withholding. See *Exempt payee code*, later, and the separate Instructions for the Requester of Form W-9 for more information.

See also *Establishing U.S. status for purposes of chapter 3 and chapter 4 withholding*, earlier.

## What Is FATCA Reporting?

The Foreign Account Tax Compliance Act (FATCA) requires a participating foreign financial institution to report all U.S. account holders that are specified U.S. persons. Certain payees are exempt from FATCA reporting. See *Exemption from FATCA reporting code*, later, and the Instructions for the Requester of Form W-9 for more information.

## Updating Your Information

You must provide updated information to any person to whom you claimed to be an exempt payee if you are no longer an exempt payee and anticipate receiving reportable payments in the future from this person. For example, you may need to provide updated information if you are a C corporation that elects to be an S corporation, or if you are no longer tax exempt. In addition, you must furnish a new Form W-9 if the name or TIN changes for the account, for example, if the grantor of a grantor trust dies.

## Penalties

**Failure to furnish TIN.** If you fail to furnish your correct TIN to a requester, you are subject to a penalty of \$50 for each such failure unless your failure is due to reasonable cause and not to willful neglect.

**Civil penalty for false information with respect to withholding.** If you make a false statement with no reasonable basis that results in no backup withholding, you are subject to a \$500 penalty.

**Criminal penalty for falsifying information.** Willfully falsifying certifications or affirmations may subject you to criminal penalties including fines and/or imprisonment.

**Misuse of TINs.** If the requester discloses or uses TINs in violation of federal law, the requester may be subject to civil and criminal penalties.

## Specific Instructions

### Line 1

You must enter one of the following on this line; **do not** leave this line blank. The name should match the name on your tax return.

If this Form W-9 is for a joint account (other than an account maintained by a foreign financial institution (FFI)), list first, and then circle, the name of the person or entity whose number you entered in Part I of Form W-9. If you are providing Form W-9 to an FFI to document a joint account, each holder of the account that is a U.S. person must provide a Form W-9.

• **Individual.** Generally, enter the name shown on your tax return. If you have changed your last name without informing the Social Security Administration (SSA) of the name change, enter your first name, the last name as shown on your social security card, and your new last name.

**Note for ITIN applicant:** Enter your individual name as it was entered on your Form W-7 application, line 1a. This should also be the same as the name you entered on the Form 1040 you filed with your application.

• **Sole proprietor.** Enter your individual name as shown on your Form 1040 on line 1. Enter your business, trade, or “doing business as” (DBA) name on line 2.

• **Partnership, C corporation, S corporation, or LLC, other than a disregarded entity.** Enter the entity’s name as shown on the entity’s tax return on line 1 and any business, trade, or DBA name on line 2.

• **Other entities.** Enter your name as shown on required U.S. federal tax documents on line 1. This name should match the name shown on the charter or other legal document creating the entity. Enter any business, trade, or DBA name on line 2.

• **Disregarded entity.** In general, a business entity that has a single owner, including an LLC, and is not a corporation, is disregarded as an entity separate from its owner (a disregarded entity). See Regulations section 301.7701-2(c)(2). A disregarded entity should check the appropriate box for the tax classification of its owner. Enter the owner’s name on line 1. The name of the owner entered on line 1 should never be a disregarded entity. The name on line 1 should be the name shown on the income tax return on which the income should be reported. For

example, if a foreign LLC that is treated as a disregarded entity for U.S. federal tax purposes has a single owner that is a U.S. person, the U.S. owner’s name is required to be provided on line 1. If the direct owner of the entity is also a disregarded entity, enter the first owner that is not disregarded for federal tax purposes. Enter the disregarded entity’s name on line 2. If the owner of the disregarded entity is a foreign person, the owner must complete an appropriate Form W-8 instead of a Form W-9. This is the case even if the foreign person has a U.S. TIN.

### Line 2

If you have a business name, trade name, DBA name, or disregarded entity name, enter it on line 2.

### Line 3a

Check the appropriate box on line 3a for the U.S. federal tax classification of the person whose name is entered on line 1. Check only one box on line 3a.

IF the entity/individual on line 1 is a(n) . . .	THEN check the box for . . .
• Corporation	Corporation.
• Individual or • Sole proprietorship	Individual/sole proprietor.
• LLC classified as a partnership for U.S. federal tax purposes or • LLC that has filed Form 8832 or 2553 electing to be taxed as a corporation	Limited liability company and enter the appropriate tax classification: P = Partnership, C = C corporation, or S = S corporation.
• Partnership	Partnership.
• Trust/estate	Trust/estate.

### Line 3b

Check this box if you are a partnership (including an LLC classified as a partnership for U.S. federal tax purposes), trust, or estate that has any foreign partners, owners, or beneficiaries, and you are providing this form to a partnership, trust, or estate, in which you have an ownership interest. You must check the box on line 3b if you receive a Form W-8 (or documentary evidence) from any partner, owner, or beneficiary establishing foreign status or if you receive a Form W-9 from any partner, owner, or beneficiary that has checked the box on line 3b.

**Note:** A partnership that provides a Form W-9 and checks box 3b may be required to complete Schedules K-2 and K-3 (Form 1065). For more information, see the Partnership Instructions for Schedules K-2 and K-3 (Form 1065).

If you are required to complete line 3b but fail to do so, you may not receive the information necessary to file a correct information return with the IRS or furnish a correct payee statement to your partners or beneficiaries. See, for example, sections 6698, 6722, and 6724 for penalties that may apply.

### Line 4 Exemptions

If you are exempt from backup withholding and/or FATCA reporting, enter in the appropriate space on line 4 any code(s) that may apply to you.

#### Exempt payee code.

- Generally, individuals (including sole proprietors) are not exempt from backup withholding.
- Except as provided below, corporations are exempt from backup withholding for certain payments, including interest and dividends.
- Corporations are not exempt from backup withholding for payments made in settlement of payment card or third-party network transactions.
- Corporations are not exempt from backup withholding with respect to attorneys’ fees or gross proceeds paid to attorneys, and corporations that provide medical or health care services are not exempt with respect to payments reportable on Form 1099-MISC.

The following codes identify payees that are exempt from backup withholding. Enter the appropriate code in the space on line 4.

1—An organization exempt from tax under section 501(a), any IRA, or a custodial account under section 403(b)(7) if the account satisfies the requirements of section 401(f)(2).

- 2—The United States or any of its agencies or instrumentalities.
- 3—A state, the District of Columbia, a U.S. commonwealth or territory, or any of their political subdivisions or instrumentalities.
- 4—A foreign government or any of its political subdivisions, agencies, or instrumentalities.
- 5—A corporation.
- 6—A dealer in securities or commodities required to register in the United States, the District of Columbia, or a U.S. commonwealth or territory.
- 7—A futures commission merchant registered with the Commodity Futures Trading Commission.
- 8—A real estate investment trust.
- 9—An entity registered at all times during the tax year under the Investment Company Act of 1940.
- 10—A common trust fund operated by a bank under section 584(a).
- 11—A financial institution as defined under section 581.
- 12—A middleman known in the investment community as a nominee or custodian.
- 13—A trust exempt from tax under section 664 or described in section 4947.

The following chart shows types of payments that may be exempt from backup withholding. The chart applies to the exempt payees listed above, 1 through 13.

IF the payment is for . . .	THEN the payment is exempt for . . .
• Interest and dividend payments	All exempt payees except for 7.
• Broker transactions	Exempt payees 1 through 4 and 6 through 11 and all C corporations. S corporations must not enter an exempt payee code because they are exempt only for sales of noncovered securities acquired prior to 2012.
• Barter exchange transactions and patronage dividends	Exempt payees 1 through 4.
• Payments over \$600 required to be reported and direct sales over \$5,000 <sup>1</sup>	Generally, exempt payees 1 through 5. <sup>2</sup>
• Payments made in settlement of payment card or third-party network transactions	Exempt payees 1 through 4.

<sup>1</sup> See Form 1099-MISC, Miscellaneous Information, and its instructions.

<sup>2</sup> However, the following payments made to a corporation and reportable on Form 1099-MISC are not exempt from backup withholding: medical and health care payments, attorneys' fees, gross proceeds paid to an attorney reportable under section 6045(f), and payments for services paid by a federal executive agency.

**Exemption from FATCA reporting code.** The following codes identify payees that are exempt from reporting under FATCA. These codes apply to persons submitting this form for accounts maintained outside of the United States by certain foreign financial institutions. Therefore, if you are only submitting this form for an account you hold in the United States, you may leave this field blank. Consult with the person requesting this form if you are uncertain if the financial institution is subject to these requirements. A requester may indicate that a code is not required by providing you with a Form W-9 with "Not Applicable" (or any similar indication) entered on the line for a FATCA exemption code.

A—An organization exempt from tax under section 501(a) or any individual retirement plan as defined in section 7701(a)(37).

B—The United States or any of its agencies or instrumentalities.

C—A state, the District of Columbia, a U.S. commonwealth or territory, or any of their political subdivisions or instrumentalities.

D—A corporation the stock of which is regularly traded on one or more established securities markets, as described in Regulations section 1.1472-1(c)(1)(i).

E—A corporation that is a member of the same expanded affiliated group as a corporation described in Regulations section 1.1472-1(c)(1)(i).

F—A dealer in securities, commodities, or derivative financial instruments (including notional principal contracts, futures, forwards, and options) that is registered as such under the laws of the United States or any state.

G—A real estate investment trust.

H—A regulated investment company as defined in section 851 or an entity registered at all times during the tax year under the Investment Company Act of 1940.

I—A common trust fund as defined in section 584(a).

J—A bank as defined in section 581.

K—A broker.

L—A trust exempt from tax under section 664 or described in section 4947(a)(1).

M—A tax-exempt trust under a section 403(b) plan or section 457(g) plan.

**Note:** You may wish to consult with the financial institution requesting this form to determine whether the FATCA code and/or exempt payee code should be completed.

### Line 5

Enter your address (number, street, and apartment or suite number). This is where the requester of this Form W-9 will mail your information returns. If this address differs from the one the requester already has on file, enter "NEW" at the top. If a new address is provided, there is still a chance the old address will be used until the payor changes your address in their records.

### Line 6

Enter your city, state, and ZIP code.

## Part I. Taxpayer Identification Number (TIN)

**Enter your TIN in the appropriate box.** If you are a resident alien and you do not have, and are not eligible to get, an SSN, your TIN is your IRS ITIN. Enter it in the entry space for the Social security number. If you do not have an ITIN, see *How to get a TIN* below.

If you are a sole proprietor and you have an EIN, you may enter either your SSN or EIN.

If you are a single-member LLC that is disregarded as an entity separate from its owner, enter the owner's SSN (or EIN, if the owner has one). If the LLC is classified as a corporation or partnership, enter the entity's EIN.

**Note:** See *What Name and Number To Give the Requester*, later, for further clarification of name and TIN combinations.

**How to get a TIN.** If you do not have a TIN, apply for one immediately. To apply for an SSN, get Form SS-5, Application for a Social Security Card, from your local SSA office or get this form online at [www.SSA.gov](http://www.SSA.gov). You may also get this form by calling 800-772-1213. Use Form W-7, Application for IRS Individual Taxpayer Identification Number, to apply for an ITIN, or Form SS-4, Application for Employer Identification Number, to apply for an EIN. You can apply for an EIN online by accessing the IRS website at [www.irs.gov/EIN](http://www.irs.gov/EIN). Go to [www.irs.gov/Forms](http://www.irs.gov/Forms) to view, download, or print Form W-7 and/or Form SS-4. Or, you can go to [www.irs.gov/OrderForms](http://www.irs.gov/OrderForms) to place an order and have Form W-7 and/or Form SS-4 mailed to you within 15 business days.

If you are asked to complete Form W-9 but do not have a TIN, apply for a TIN and enter "Applied For" in the space for the TIN, sign and date the form, and give it to the requester. For interest and dividend payments, and certain payments made with respect to readily tradable instruments, you will generally have 60 days to get a TIN and give it to the requester before you are subject to backup withholding on payments. The 60-day rule does not apply to other types of payments. You will be subject to backup withholding on all such payments until you provide your TIN to the requester.

**Note:** Entering "Applied For" means that you have already applied for a TIN or that you intend to apply for one soon. See also *Establishing U.S. status for purposes of chapter 3 and chapter 4 withholding*, earlier, for when you may instead be subject to withholding under chapter 3 or 4 of the Code.

**Caution:** A disregarded U.S. entity that has a foreign owner must use the appropriate Form W-8.

## Part II. Certification

To establish to the withholding agent that you are a U.S. person, or resident alien, sign Form W-9. You may be requested to sign by the withholding agent even if item 1, 4, or 5 below indicates otherwise.

For a joint account, only the person whose TIN is shown in Part I should sign (when required). In the case of a disregarded entity, the person identified on line 1 must sign. Exempt payees, see *Exempt payee code*, earlier.

**Signature requirements.** Complete the certification as indicated in items 1 through 5 below.

**1. Interest, dividend, and barter exchange accounts opened before 1984 and broker accounts considered active during 1983.** You must give your correct TIN, but you do not have to sign the certification.

**2. Interest, dividend, broker, and barter exchange accounts opened after 1983 and broker accounts considered inactive during 1983.** You must sign the certification or backup withholding will apply. If you are subject to backup withholding and you are merely providing your correct TIN to the requester, you must cross out item 2 in the certification before signing the form.

**3. Real estate transactions.** You must sign the certification. You may cross out item 2 of the certification.

**4. Other payments.** You must give your correct TIN, but you do not have to sign the certification unless you have been notified that you have previously given an incorrect TIN. "Other payments" include payments made in the course of the requester's trade or business for rents, royalties, goods (other than bills for merchandise), medical and health care services (including payments to corporations), payments to a nonemployee for services, payments made in settlement of payment card and third-party network transactions, payments to certain fishing boat crew members and fishermen, and gross proceeds paid to attorneys (including payments to corporations).

**5. Mortgage interest paid by you, acquisition or abandonment of secured property, cancellation of debt, qualified tuition program payments (under section 529), ABLE accounts (under section 529A), IRA, Coverdell ESA, Archer MSA or HSA contributions or distributions, and pension distributions.** You must give your correct TIN, but you do not have to sign the certification.

## What Name and Number To Give the Requester

For this type of account:	Give name and SSN of:
1. Individual	The individual
2. Two or more individuals (joint account) other than an account maintained by an FFI	The actual owner of the account or, if combined funds, the first individual on the account <sup>1</sup>
3. Two or more U.S. persons (joint account maintained by an FFI)	Each holder of the account
4. Custodial account of a minor (Uniform Gift to Minors Act)	The minor <sup>2</sup>
5. a. The usual revocable savings trust (grantor is also trustee)	The grantor-trustee <sup>1</sup>
b. So-called trust account that is not a legal or valid trust under state law	The actual owner <sup>1</sup>
6. Sole proprietorship or disregarded entity owned by an individual	The owner <sup>3</sup>
7. Grantor trust filing under Optional Filing Method 1 (see Regulations section 1.671-4(b)(2)(i)(A))**	The grantor*

For this type of account:	Give name and EIN of:
8. Disregarded entity not owned by an individual	The owner
9. A valid trust, estate, or pension trust	Legal entity <sup>4</sup>
10. Corporation or LLC electing corporate status on Form 8832 or Form 2553	The corporation
11. Association, club, religious, charitable, educational, or other tax-exempt organization	The organization
12. Partnership or multi-member LLC	The partnership
13. A broker or registered nominee	The broker or nominee
14. Account with the Department of Agriculture in the name of a public entity (such as a state or local government, school district, or prison) that receives agricultural program payments	The public entity
15. Grantor trust filing Form 1041 or under the Optional Filing Method 2, requiring Form 1099 (see Regulations section 1.671-4(b)(2)(i)(B))**	The trust

<sup>1</sup> List first and circle the name of the person whose number you furnish. If only one person on a joint account has an SSN, that person's number must be furnished.

<sup>2</sup> Circle the minor's name and furnish the minor's SSN.

<sup>3</sup> You must show your individual name on line 1, and enter your business or DBA name, if any, on line 2. You may use either your SSN or EIN (if you have one), but the IRS encourages you to use your SSN.

<sup>4</sup> List first and circle the name of the trust, estate, or pension trust. (Do not furnish the TIN of the personal representative or trustee unless the legal entity itself is not designated in the account title.)

\* **Note:** The grantor must also provide a Form W-9 to the trustee of the trust.

\*\* For more information on optional filing methods for grantor trusts, see the Instructions for Form 1041.

**Note:** If no name is circled when more than one name is listed, the number will be considered to be that of the first name listed.

## Secure Your Tax Records From Identity Theft

Identity theft occurs when someone uses your personal information, such as your name, SSN, or other identifying information, without your permission to commit fraud or other crimes. An identity thief may use your SSN to get a job or may file a tax return using your SSN to receive a refund.

To reduce your risk:

- Protect your SSN,
- Ensure your employer is protecting your SSN, and
- Be careful when choosing a tax return preparer.

If your tax records are affected by identity theft and you receive a notice from the IRS, respond right away to the name and phone number printed on the IRS notice or letter.

If your tax records are not currently affected by identity theft but you think you are at risk due to a lost or stolen purse or wallet, questionable credit card activity, or a questionable credit report, contact the IRS Identity Theft Hotline at 800-908-4490 or submit Form 14039.

For more information, see Pub. 5027, Identity Theft Information for Taxpayers.

Victims of identity theft who are experiencing economic harm or a systemic problem, or are seeking help in resolving tax problems that have not been resolved through normal channels, may be eligible for Taxpayer Advocate Service (TAS) assistance. You can reach TAS by calling the TAS toll-free case intake line at 877-777-4778 or TTY/TDD 800-829-4059.

**Protect yourself from suspicious emails or phishing schemes.**

Phishing is the creation and use of email and websites designed to mimic legitimate business emails and websites. The most common act is sending an email to a user falsely claiming to be an established legitimate enterprise in an attempt to scam the user into surrendering private information that will be used for identity theft.

The IRS does not initiate contacts with taxpayers via emails. Also, the IRS does not request personal detailed information through email or ask taxpayers for the PIN numbers, passwords, or similar secret access information for their credit card, bank, or other financial accounts.

If you receive an unsolicited email claiming to be from the IRS, forward this message to [phishing@irs.gov](mailto:phishing@irs.gov). You may also report misuse of the IRS name, logo, or other IRS property to the Treasury Inspector General for Tax Administration (TIGTA) at 800-366-4484. You can forward suspicious emails to the Federal Trade Commission at [spam@uce.gov](mailto:spam@uce.gov) or report them at [www.ftc.gov/complaint](http://www.ftc.gov/complaint). You can contact the FTC at [www.ftc.gov/idtheft](http://www.ftc.gov/idtheft) or 877-IDTHEFT (877-438-4338). If you have been the victim of identity theft, see [www.IdentityTheft.gov](http://www.IdentityTheft.gov) and Pub. 5027.

Go to [www.irs.gov/IdentityTheft](http://www.irs.gov/IdentityTheft) to learn more about identity theft and how to reduce your risk.

## Privacy Act Notice

Section 6109 of the Internal Revenue Code requires you to provide your correct TIN to persons (including federal agencies) who are required to file information returns with the IRS to report interest, dividends, or certain other income paid to you; mortgage interest you paid; the acquisition or abandonment of secured property; the cancellation of debt; or contributions you made to an IRA, Archer MSA, or HSA. The person collecting this form uses the information on the form to file information returns with the IRS, reporting the above information. Routine uses of this information include giving it to the Department of Justice for civil and criminal litigation and to cities, states, the District of Columbia, and U.S. commonwealths and territories for use in administering their laws. The information may also be disclosed to other countries under a treaty, to federal and state agencies to enforce civil and criminal laws, or to federal law enforcement and intelligence agencies to combat terrorism. You must provide your TIN whether or not you are required to file a tax return. Under section 3406, payors must generally withhold a percentage of taxable interest, dividends, and certain other payments to a payee who does not give a TIN to the payor. Certain penalties may also apply for providing false or fraudulent information.

## **PLEASE BE ADVISED!**

Every party to a public contract and every party bidding on public contracts are required to have a written sexual harassment policy that contains:

- (1) a statement that sexual harassment is illegal;
- (2) a definition of sexual harassment under state law;
- (3) a description of sexual harassment utilizing examples;
- (4) an internal formalized complaint process, including penalties;
- (5) the legal recourse, investigative and complaint process available through the Department of Human Rights and the Illinois Human Rights Commission;
- (6) directions on how to contact the Illinois Department of Human Rights and Illinois Human Rights Commission – **Illinois companies.** Out-of-State companies must include directions on how to contact the enforcement agency within their state. Companies that issue a standard policy for all business locations must prepare an addendum providing directions on how to contact the appropriate enforcement agency.
- (7) a recitation that there cannot be any retaliation against employees who elect to file charges, as provided in Sections 6-101 and 6-101.5 of the Illinois Human Rights Act.

**Recommendation:** Your sexual harassment policy should be drafted in language easy to understand and any revisions should be reviewed by legal counsel. A copy of your policy should be posted in a prominent and accessible location to assure all employees will be notified of the company's position.

**In order to conduct business with the THE PEORIA PARK DISTRICT, you must have a written sexual harassment policy that conforms to the Illinois Human Rights Act and/or the laws of your jurisdiction.**

**FAILURE TO DO SO  
WILL DISQUALIFY YOU AS AN ELIGIBLE VENDOR!!!**

## SAMPLE ADDENDUM

Peoria Park District  
Planning, Design and Construction Department  
1314 N. Park Road  
Peoria, IL 61604  
Telephone: (309) 686-3386

ADDENDUM NO. \_\_\_\_\_

PROJECT TITLE: \_\_\_\_\_

ISSUANCE DATE: \_\_\_\_\_

LOCATION: \_\_\_\_\_

The proposed Contract Documents for this Work are modified as follows:

- I. **GENERAL INFORMATION:**
  
- II. **DRAWINGS:** (Delete/Change/Modify/Etc.)
  
- III. **PROJECT MANUAL/SPECIFICATIONS.:**  
(Delete/Change/Modify/Etc.)
  
- IV. **INVITATION TO BID:** (Delete/Change/Modify/Etc.)

END OF ADDENDUM NO. \_\_\_\_\_

(Addendum may be bound into Project Manual, attached to front cover, faxed, mailed, emailed or delivered to bidders.)

Addendum No. \_\_\_\_\_  
Page 1 of 1



**Pleasure Driveway and Park District of Peoria, Illinois**  
**Sample Agreement Between Owner and Contractor**

---

This **AGREEMENT** for

STORMWATER IMPROVEMENTS  
GRAND VIEW DRIVE @ ROOSEVELT RD  
PEORIA, ILLINOIS

is made as of the \_\_\_\_\_ day of \_\_\_\_\_ in the year of Two Thousand Twenty-Five (2025)

**Between the Owner:**

PLEASURE DRIVEWAY AND PARK DISTRICT OF PEORIA, ILLINOIS  
1125 W. LAKE AVENUE  
PEORIA, IL 61614

**And the Contractor:**

PLANNING, DESIGN AND CONSTRUCTION DEPARTMENT  
1314 N. PARK ROAD  
PEORIA, IL 61604

**The Owner's Representative is:**

**The Architect or Engineer is:**

MAURER-STUTZ  
3116 DRIES LN STE 100  
PEORIA, ILLINOIS 61604  
TELEPHONE: (309) 693-7615

The Owner and Contractor agree as follows:

**I. THE CONTRACT DOCUMENTS.** The Contract Documents consist of this AGREEMENT, the Plans/Drawings for the Project dated March 12, 2025, all sections of the Project Manual dated March 18, 2025, including but not limited to the Instructions and Supplementary Instructions to Bidders, the Bid Form, the General Conditions (2017 AIA Document A201) and Supplementary General Conditions, the General Requirements, the Specifications, and other documents as enumerated in Section 10 and Attachment #1 of this AGREEMENT, and including addenda issued prior to the execution of this AGREEMENT. The Contract Documents form the CONTRACT between the Owner and the Contractor. The CONTRACT represents the entire and integrated contract for the construction of the Work of the Project between the parties hereto and supersedes prior proposals, contracts, negotiations, or representations, either written or oral.

**II. THE WORK OF THE CONTRACT.** The Contractor shall execute the entire Work described in the Contract Documents, unless modified in Section XI of this AGREEMENT.

**III. BASIS OF PAYMENT.** The Work of the CONTRACT shall be performed on a Lump Sum basis.

**IV. CONTRACT SUM.** The Owner shall pay the Contractor the sum of

(and incorporates the acceptance of bid alternates as defined in sub-paragraph "A", below) for the Contractor's performance of the Work required by the Contract Documents, subject to modifications made by Owner approved Change Orders. If this CONTRACT calls for a unit price basis of payment, the contract sum stated above shall be adjusted by Change Order based upon multiplying the unit prices submitted by the Contractor on the Bid Form (and included herein as an Attachment to this CONTRACT) times (x) the actual quantities installed.

**A. ACCEPTANCE OF ALTERNATES.** The contract sum stated above is based on the acceptance of the following alternates, which are described in the Project Manual:

<u>ITEM</u>	<u>ADD</u>	<u>DEDUCT</u>
N/A		

**V. DATES OF COMMENCEMENT AND COMPLETION OF THE WORK.** The Owner's Representative will issue a written Notice to Proceed with the Work of the Project after receiving the required Performance Bond, Labor and Material Payment Bond, and Certificate of Insurance (in proper form and providing the required coverages and amounts from a company [or companies] acceptable to the Owner, and naming the Owner as an Additional Insured), and any other pre-construction submittals required by the Contract Documents. The Contractor hereby acknowledges and agrees that failure to provide such submittals in a timely manner shall not be cause to adjust the date(s) for completion of the Work.

- A. LIQUIDATED DAMAGES.** Owner and Contractor recognize that time is of the essence of this CONTRACT and that Owner will suffer financial loss if the Contractor has not achieved Substantial Completion and Final Completion of the Work within the time specified below, plus any extensions thereof allowed in accordance with Article 8 of the General Conditions. They also recognize the delays, expense and difficulties involved in proving in a legal or arbitration proceeding the actual loss suffered by Owner if the Work is not completed on time.
- B. SUBSTANTIAL COMPLETION.** Accordingly, instead of requiring any such proof, Owner and Contractor agree that as Liquidated Damages for delay (but not as a penalty), Contractor shall pay Owner Two Hundred and Fifty dollars (\$250.00) for each calendar day that expires after One Hundred and Seventy-Three (173) calendar days from Notice of Award until Substantial Completion is attained. The work is tentatively scheduled to begin on April 10, 2025 and be at Substantial Completion by September 30, 2025.
- C. FINAL COMPLETION.** After Substantial Completion if Contractor shall neglect, refuse, or fail to complete the remaining Work necessary to achieve Final Completion within Fourteen (14) calendar days or any proper extension thereof granted by Owner, Contractor shall pay Owner Two Hundred and Fifty dollars (\$250.00) for each day that expires after the time specified.

**VI. PROGRESS PAYMENTS, REDUCTION OF RETAINAGE AND FINAL PAYMENT.**

- A.** Unless otherwise specified elsewhere in the Contract Documents, the Contractor may submit monthly applications for progress payments ("Application for Payment") to the Owner's Representative. Each Application for Payment must be certified by the Architect or Engineer (if applicable), or the Owner's Representative if an Architect or Engineer has not been engaged for construction phase services. An Application for Payment shall be for a period of no less than one calendar month ending on the last day of the month, unless otherwise approved in writing by the Owner's Representative. Application forms shall be subject to Owner's approval. Each Application for Payment shall be based upon the Schedule of Values submitted by the Contractor, in accordance with the Contract Documents. The Schedule of Values shall be approved by the Owner's Representative and the Architect or Engineer (if applicable) in advance of the Contractor's first Application for Payment and the approved schedule shall be used by the Contractor as the basis for submitting payment requests. The Owner's Representative and/or



Architect/Engineer's (if applicable) approval of the Schedule of Values shall not constitute a complete check for accuracy, and shall not relieve the Contractor from responsibility for errors of any sort.

- B. An Application for Payment (certified by the Architect or Engineer, if applicable) shall be submitted to the Owner's Representative no later than the fifth (5th) day of the month following the period for which the application is being submitted. In such case, the Owner shall make the progress payment to the Contractor not later than the twentieth day of the next month. A progress payment request on an Application for Payment (certified by the Architect or Engineer, if applicable) received by the Owner's Representative after the fifth (5th) day of a month shall be made by the Owner not later than forty-five days after receipt by the Owner's Representative.
- C. Based upon its review of the certified (by the Architect or Engineer, if applicable) Application for Payment, the Owner shall make a progress payment to the Contractor in such amount as the Owner reasonably determines is properly due, subject to a retainage of ten percent (10%) of the value of the Work completed and covered by the Application for Payment, less the aggregate of previous payments in each case. In determining the amount properly due, the Owner shall consider the value of labor, materials and equipment incorporated in the Work, or properly allocable to materials and equipment suitably stored at the site or at some other location previously agreed upon in writing by the parties. The Owner's Representative shall have the sole right to determine that materials or equipment stored off-site have been properly delivered, protected, and/or secured. The Owner's Representative (or the Architect or Engineer, if applicable) may nullify or withhold a Certificate of Payment, in whole or in part, for the reasons set forth in Section 9.5 of the General Conditions. Upon Substantial Completion of the Work, the Owner shall pay the Contractor a sum sufficient to increase the total payments to ninety-five percent (95%) of the Contract Sum, less such amounts as the Owner's Representative shall determine for incomplete work and unsettled claims.

**VII.** Final payment, constituting the entire unpaid balance of the Contract Sum, shall be made by the Owner when **1)** the Contract has been fully performed by the Contractor except for the Contractor's responsibility to correct nonconforming Work as provided in Subparagraph 12.2.2 of the General Conditions and to satisfy other requirements, if any, which necessarily survive final payment; and **2)** a final Certificate of Payment has been issued by the Architect/Engineer or Owner's Representative; such final payment shall be made by the Owner not more than forty-five (45) days after the receipt of the final Certificate of Payment by the Owner.

**VIII. CHANGE ORDERS.** The Owner and Contractor agree that changes in the Work are sometimes required and necessary, and that timely: **a)** submission of proposed changes in the Work or the scope of Work by the Owner, **b)** pricing by the Contractor, **c)** review by the Owner's Representative and/or Architect/Engineer, and **d)** final approval by the Owner are necessary in order to assure that the Work of the Project is completed on schedule. The Contractor hereby acknowledges and agrees that an increase in the scope of the Work does not grant or imply an increase in the Contract Time, unless specifically so stated on the final approved Change Order. The Contractor also agrees that any and all Work which deviates from the plans and specifications and/or results in additional Work performed by Contractor's forces, including those of his sub-contractor's, will not result in additional expense to the Owner, unless **finally approved both by the Owner and the Architect/Engineer (if applicable) prior to the additional Work being performed.** No claim for an addition to the Contract Sum shall be valid unless approved by a written Change Order signed by the Owner and the architect/engineer (if applicable) **prior to the additional Work being performed.**

**IX. TERMINATION OR SUSPENSION.** The CONTRACT may be terminated by the Owner or the Contractor as provided by Article 14 of the General Conditions. The Work may be suspended by the Owner as provided in Article 14 of the General Conditions.

**X. ENUMERATION OF CONTRACT DOCUMENTS.** The Contract Documents, except for modifications issued after the execution of this Agreement, consist of:

- A. this Standard Form of Agreement Between Owner and Contractor, of the Pleasure Driveway and Park District of Peoria, Illinois.
- B. the Plans or Drawings titled "PLANS FOR PROPOSED DRAINAGE IMPROVEMENTS", dated March 12, 2025, and enumerated in ATTACHMENT #1 - "LIST OF DRAWINGS".
- C. Supplementary and other Conditions of the CONTRACT, and the Specifications, are those found in the Project Manual titled "STORMWATER IMPROVEMENTS GRAND VIEW DRIVE @ ROOSEVELT RD", dated March 18, 2025 and enumerated as follows:
  - 1) Supplementary Instructions to Bidders

- 2) Contractor's Proposal, as accepted by the Owner
- 3) General Conditions of the Contract for Construction, AIA Document A201, 2017 Edition
- 4) Supplementary General Conditions
- 5) Subcontractor List
- 6) Certification of Compliance for Listed Provisions and Laws
- 7) Company Ownership Certification
- 8) Peoria Park District Certificate of Equal Employment Opportunity Compliance for Contractors and Vendors
- 9) Workforce Profile
- 10) Minority/Women Owned Contact Sheet, if bid is over \$50,000.00
- 11) Contractor/Subcontractor Workforce Plan, if bid is over \$50,000.00
- 12) Performance Bond
- 13) Labor and Material Payment Bond
- 14) Proof of Insurance
- 15) Specifications: Division 010000, "General Requirements"; Divisions 020000-350000 as applicable
- 16) Attachment A.6 - Insurance Requirements
- 17) Attachment B – Solicitation & Hiring for Qualifying Construction Contracts & Forms
- 18) Attachment C – Directory of Minority & Women Owned Business Enterprises
- 19) Attachment D – IDOL Prevailing Wages of Peoria County
- 20) Proof of Certified Payroll Submitted to IDOL per “The Illinois Prevailing Wage Act”

**XI. MISCELLANEOUS PROVISIONS.** Other Provisions of this Agreement are as follows:

This AGREEMENT is entered into as of the day and year first written above and is executed in at least three original copies of which one is to be delivered to the Contractor, one to the Architect/Engineer (if any) for use in the administration of the CONTRACT, and one to the Owner.

**OWNER:**

**CONTRACTOR:**

\_\_\_\_\_  
(Signature)

\_\_\_\_\_  
(Signature)

ROBERT L. JOHNSON, SR., Park Board President

\_\_\_\_\_  
(Printed Name and Title)

ATTEST:

ATTEST:

## ATTACHMENT #1 - LIST OF DRAWINGS

<b><u>NUMBER</u></b>	<b><u>TITLE</u></b>	<b><u>DATE</u></b>
1	COVER SHEET	03/12/2025
2	INDEX OF SHEETS, HIGHWAY STANDARDS, GENERAL NOTES	03/12/2025
3-4	SCHEDULE OF QUANTITIES	03/12/2025
5	ALIGNMENTS, TIES, BENCHMARKS	03/12/2025
6	REMOVAL AND EROSION CONTROL PLAN	03/12/2025
7	DRAINAGE PLAN	03/12/2025
8	GRADING PLAN	03/12/2025
9	602006-D4 INLETS, TYPE G-1, SPECIAL	03/12/2025
10	604001-D4 FRAME & GRATES FOR TYPE G-1 AND TYPE G-1, SPECIAL DRAINAGE STRUCTURES	03/12/2025
ILLINOIS DEPARTMENT OF TRANSPORTATION HIGHWAY STANDARDS		
9 SHEETS	STANDARD SYMBOLS, ABBREVIATIONS, AND PATTERNS	01/01/2021
1 SHEET	AREAS OF REINFORCEMENT BARS	01/01/2009
1 SHEET	DECIMAL OF AN INCH AND OF A FOOT	01/01/1997
2 SHEETS	TEMPORARY EROSION CONTROL SYSTEMS	01/01/2013
2 SHEETS	PAVEMENT JOINTS	01/01/2022
2 SHEETS	PRECAST MANHOLE TYPE A 4' (1.22 M) DIAMETER	01/01/2021
2 SHEETS	MANHOLE STEPS	01/01/2009
1 SHEET	FRAME AND LIDS TYPE 1	01/01/2020
2 SHEETS	CONCRETE CURB TYPE B AND COMBINATION CONCRETE CURB AND GUTTER	01/01/2022
1 SHEET	OFF-RD OPERATIONS, 2L, 2W, MORE THAN 15'(4.5 M) AWAY	01/01/2009
1 SHEET	OFF-RD OPERATIONS, 2L, 2W, 15' (4.5 M) TO 24" (600 MM) FROM PAVEMENT EDGE	01/01/2014
1 SHEET	OFF-RD MOVING OPERATIONS 2L, 2W, DAY ONLY	01/01/2014
1 SHEET	URBAN LANE CLOSURE, 2L, 2W, UNDIVIDED	01/01/2011
2 SHEETS	SIDEWALK, CORNER OR CROSSWALK CLOSURE	01/01/2016
3 SHEETS	TRAFFIC CONTROL DEVICES	01/01/2025

**PERFORMANCE BOND**

**TO: PLEASURE DRIVEWAY AND PARK DISTRICT OF PEORIA  
PEORIA, ILLINOIS**

**KNOW ALL MEN BY THESE PRESENTS;**

That \_\_\_\_\_  
\_\_\_\_\_  
as Principal, and \_\_\_\_\_  
\_\_\_\_\_ as  
corporation of the State of \_\_\_\_\_, as Surety, are held and firmly bound unto the  
PLEASURE DRIVEWAY AND PARK DISTRICT OF PEORIA, PEORIA, ILLINOIS, as Obligee, in the amount of \_\_\_\_\_  
(\$ \_\_\_\_\_), for the payment whereof Principal and Surety bind themselves, their heirs, executors, administrators,  
successors and assigns, jointly and severally, firmly by these presents.

WHEREAS, Principal has by written agreement dated \_\_\_\_\_, 20 \_\_\_\_\_ entered into a contract  
with Obligee for \_\_\_\_\_

in accordance with contract documents prepared by the Architect-Engineer, which Contract is by reference made a part hereof and  
is hereinafter referred to as "the Contract".

NOW, THEREFORE, THE CONDITION OF THIS OBLIGATION is such that if Principal shall promptly and faithfully  
perform the Contract and all changes thereof, and during the life of any guaranty or warranty required under the Contract, and, if  
Principal shall fully secure and protect the Obligee from all liability and from all loss or expense of any kind, including all court  
costs, engineering fees and attorneys' fees made necessary or arising from the failure, refusal or neglect of Principal to comply  
with all obligations assumed by Principal in connection with the performance of the Contract and all changes thereof, then this  
obligation shall be null and void; otherwise it shall remain in full force and effect.

Surety hereby waives notice of any changes in the Contract, including extensions of time for the performance thereof. Whenever  
Principal shall be and is declared to be in default under the Contract, Obligee having performed Obligee's obligations thereunder,  
Surety shall, after notice of such default, reserve all rights against all parties, take over and complete the Contract and become  
entitled to payment of the balance of any monies due or to become due to such defined Principal in accordance with the progress  
of the work.

A condition of this Bond is that the Principal shall faithfully perform in accordance with the prevailing wage clause provided in  
the bid specification or Contract pursuant to Illinois Compiled Statutes 820 ILCS 130/1 *et. seq.*

No right of action shall accrue on this Bond to or for the use of any person or corporation other than the Obligee named  
herein.

Signed and Sealed this \_\_\_\_\_ day of \_\_\_\_\_, 20 \_\_\_\_\_.

**CONTRACTOR**

\_\_\_\_\_  
Contractor Firm Name

By: \_\_\_\_\_  
Signature

\_\_\_\_\_  
Title

**SURETY**

\_\_\_\_\_  
Surety Name

By: \_\_\_\_\_  
Attorney-in-Fact

\_\_\_\_\_  
Resident Agent

ATTEST:

\_\_\_\_\_  
Corporate Secretary (Corporations only)

**LABOR & MATERIAL PAYMENT BOND**

**TO: PLEASURE DRIVEWAY AND PARK DISTRICT OF PEORIA  
PEORIA, ILLINOIS**

**KNOW ALL MEN BY THESE PRESENTS:**

That: \_\_\_\_\_

as Principal, and \_\_\_\_\_

\_\_\_\_\_ a corporation of the State of \_\_\_\_\_ as Surety, are held and firmly bound unto the PLEASURE DRIVEWAY AND PARK DISTRICT OF PEORIA, PEORIA, ILLINOIS, as Obligees, for the use and benefit of claimants as hereinafter defined in the amount of \_\_\_\_\_ Dollars (\$ \_\_\_\_\_), for the payment whereof Principal and Surety bind themselves, their heirs, executors, administrators, successors and assigns, jointly and severally, firmly by these presents.

WHEREAS, Principal has by written agreement dated \_\_\_\_\_, 20 \_\_\_\_\_, entered into a Contract with Obligees for \_\_\_\_\_

\_\_\_\_\_ in accordance with contract documents prepared by the Architect-Engineer which Contract is by reference made a part hereof, and is hereinafter referred to as "the Contract".

**NOW, THEREFORE, THE CONDITION OF THIS OBLIGATION** is such that if Principal shall promptly pay for all laborers, workers and mechanics engaged in the work under the Contract, and not less than the general prevailing rate of hourly wages of a similar character in the locality in which the work is performed, as determined by the State of Illinois Department of Labor pursuant to the Illinois Compiled Statutes 820 ILCS 130/1 et. seq. and for all material used or reasonably required for use in the performance of the Contract, then this obligation shall be void; otherwise it shall remain in full force and effect.

1. A claimant is defined as any person, firm, or corporation having contracts with the Principal or with any of Principal's subcontractors for labor or materials furnished in the performance of the Contract on account of which this Bond is given.

2. Nothing in this Bond contained shall be taken to make the Obligees liable to any subcontractor, materialman or laborer, or to any other person to any greater extent than it would have been liable prior to the enactment of The Public Construction Bond Act, approved June 20, 1931, as amended; provided further, that any person having a claim for labor and materials furnished in the performance of the Contract shall have no right of action unless he shall have filed a verified notice of such claim with the Obligees within 180 days after the date of the last item of work or the furnishing of the last item of materials, which claim shall have been verified and shall contain the name and address of the claimant, the business address of the claimant within the State of Illinois, if any, or if the claimant be a foreign corporation having no place of business within the State the principal place of business of the corporation, and in all cases of partnership the names and residences of each of the partners, the name of the Contractor for the Obligees, the name of the person, firm or corporation by whom the claimant was employed or to whom such claimant furnished materials, the amount of the claim and a brief description of the public improvement for the construction or installation of which the Contract is to be performed. No defect in the notice herein provided for shall deprive the claimant of its right of action under the terms and provisions of this Bond unless it shall affirmatively appear that such defect has prejudiced the rights of an interested party asserting the same.

3. No action shall be brought on this Bond until the expiration of 120 days after the date of the last item of work or of the furnishing of the last item of material except in cases where the final settlement between the Obligees and the Contractor shall have been made prior to the expiration of the 120 day period, in which case action may be taken immediately following such final settlement; nor shall any action of any kind be brought later than 6 months after the acceptance by the Obligees of the work. Such suit shall be brought only in the circuit court of this State in the judicial district in which the Contract is to be performed.

- 4. Surety hereby waives notice of any changes in the Contract, including extensions of time for the performance thereof.
- 5. The amount of this Bond shall be reduced by and to the extent of any payment or payments made in good faith hereunder.
- 6. The Principal and Surety shall be liable for any attorneys fees, engineering costs, or court costs incurred by the Obligee relative to claims made against this Bond.

Signed and Sealed this \_\_\_\_\_ day of \_\_\_\_\_, 20\_\_\_\_\_.

**CONTRACTOR**

**SURETY**

Contractor Firm Name:

\_\_\_\_\_

\_\_\_\_\_

By: \_\_\_\_\_  
Signature

By: \_\_\_\_\_  
Attorney-in-Fact

\_\_\_\_\_  
Title

\_\_\_\_\_  
Resident Agent

ATTEST:

\_\_\_\_\_  
Corporate Secretary (Corporations only)

## CONTRACTOR'S AFFIDAVIT

STATE OF ILLINOIS )  
   ) SS  
 COUNTY OF PEORIA )

TO WHOM IT MAY CONCERN:

THE undersigned, being duly sworn, deposes and says that he is \_\_\_\_\_  
 \_\_\_\_\_ of the \_\_\_\_\_  
 who is the contractor for the \_\_\_\_\_  
 building located at \_\_\_\_\_  
 owned by \_\_\_\_\_.

That the total amount of the contract including extras is \$ \_\_\_\_\_ on which he has received payment of \$ \_\_\_\_\_ prior to this payment. That all waivers are true, correct and genuine and delivered unconditionally and that there is no claim either legal or equitable to defeat the validity of said waivers. That the following are the names of all parties who have furnished material or labor, or both, for said work and all parties having contracts or sub-contracts for specific portions of said work or for material entering into the construction thereof and the amount due or to become due to each, and that the items mentioned include all labor and material required to complete said work according to plans and specifications:

NAMES	WHAT FOR	CONTRACT PRICE	AMOUNT PAID	THIS PMT.	BALANCE DUE

**TOTAL ALL LABOR AND MATERIAL TO COMPLETE**

There are no other contracts for said work outstanding, and that there is nothing due or to become due to any person for material, labor or other work of any kind done or to be done upon or in connection with said work other than above stated.

Signed this \_\_\_\_\_ day of \_\_\_\_\_, 20 \_\_\_\_.

Signature: \_\_\_\_\_

Subscribed and sworn to before me this \_\_\_\_\_ day of \_\_\_\_\_, 20 \_\_\_\_.

\_\_\_\_\_  
 Notary Public



**FINAL WAIVER OF LIEN**

STATE OF ILLINOIS    )  
  ) SS  
COUNTY OF PEORIA    )

TO WHOM IT MAY CONCERN:

WHEREAS, the undersigned \_\_\_\_\_ ha \_\_\_\_\_ been employed by THE  
PEORIA PARK DISTRICT to furnish material and labor for the \_\_\_\_\_  
at the premises commonly known as \_\_\_\_\_  
located in the City of \_\_\_\_\_, County of Peoria, State of Illinois.

The undersigned, for and in consideration of \_\_\_\_\_  
(\$ \_\_\_\_\_) Dollars, and other good and valuable considerations, the receipt whereof is hereby acknowledged,  
do \_\_\_\_\_ hereby waive and release any and all lien or claim or right of lien under the statutes of the State of Illinois relating to  
mechanics' liens, with respect to and on said above-described premises and improvements thereon and on the money, funds or  
other considerations due or become due from the owner on account of labor or services, material, fixtures, apparatus or machinery  
heretofore furnished or which may be furnished at any time hereafter by the undersigned for the above described premises.

Dated this \_\_\_\_\_ day of \_\_\_\_\_ 20 \_\_\_\_\_.

[Affix corporate seal here.]

\_\_\_\_\_  
(Name of sole owner, corporation or partnership)

ATTEST:

\_\_\_\_\_  
(Signature of secretary of corporation)

\_\_\_\_\_  
(Signature of sole owner or authorized  
representative of corporation or partnership) (SEAL)

**WAIVER OF LIEN**

**GENERAL CONTRACTOR'S PARTIAL  
TO COVER ONLY CERTAIN PAYMENTS**

STATE OF ILLINOIS    )  
                                  ) SS  
COUNTY OF PEORIA    )

TO ALL WHOM IT MAY CONCERN:

WHEREAS, the undersigned \_\_\_\_\_ has been employed  
by THE PEORIA PARK DISTRICT to furnish material and labor for the \_\_\_\_\_ at  
the premises commonly known as \_\_\_\_\_

located in the City of Peoria, County of Peoria, and State of Illinois.

NOW, THEREFORE, the undersigned, for and in consideration of the sum of \_\_\_\_\_  
\_\_\_\_\_ Dollars, and other good and valuable considerations, the receipt  
whereof is hereby acknowledged by the undersigned, does hereby waive and release to the extent only of the aforesaid amount of  
\_\_\_\_\_ Dollars, paid simultaneously herewith, any and all lien or right or claim of  
lien under the statutes of the State of Illinois relating to mechanics' liens, with respect to and on said above-described premises,  
and the improvements thereon and on the money, funds, or other consideration due or to become due from the owner on account  
of labor, services, material, fixtures, apparatus or machinery, furnished by the undersigned, to or on account of the said owner, for  
the above-described premises, but only to the extent of the payment aforesaid.

Dated this \_\_\_\_\_ day of \_\_\_\_\_, 20 \_\_\_\_\_.

[Affix corporate seal here]

\_\_\_\_\_  
(Name of sole owner, corporation or partnership)

ATTEST:

\_\_\_\_\_  
(Signature of secretary of corporation)

\_\_\_\_\_  
(SEAL)  
(Signature of sole owner or authorized  
representative of corporation or partnership)

**SUB-CONTRACTOR'S FINAL WAIVER OF LIEN**

STATE OF ILLINOIS     )  
   ) SS  
 COUNTY OF PEORIA    )

TO WHOM IT MAY CONCERN:

WHEREAS, the undersigned \_\_\_\_\_  
   (sub-contractor)  
 ha\_\_\_\_ been employed by \_\_\_\_\_  
   (general contractor)  
 to furnish material and labor for the \_\_\_\_\_ at the  
 premises commonly known as \_\_\_\_\_, in the City of \_\_\_\_\_,  
 County of Peoria, State of Illinois.

The undersigned, for and in consideration of \_\_\_\_\_  
 \_\_\_\_\_ (\$ \_\_\_\_\_) Dollars, and other good and valuable considerations,  
 the receipt whereof is hereby acknowledged, do \_\_\_\_\_ hereby waive and release any and all lien or claim or right of lien under  
 the statutes of the State of Illinois relating to Mechanics Liens, on the above described premises and improvements thereon and on  
 the money, funds or other considerations due or become due from the owner on account of labor or services, material, fixtures,  
 apparatus or machinery heretofore furnished or which may be furnished at any time hereafter by the undersigned for the above  
 described premises.

Dated this \_\_\_\_\_ day of \_\_\_\_\_, 20 \_\_\_\_\_.

[Affix corporate seal here.]

ATTEST: \_\_\_\_\_

\_\_\_\_\_  
 (Name of sole owner, corporation or partnership)

\_\_\_\_\_  
 (Signature of sole owner or authorized  
 representative of corporation or partnership)

\_\_\_\_\_(SEAL)  
 (Signature of secretary of corporation)



*A complete copy of AIA Document A201, 2017 Edition, with Supplementary General Conditions incorporated, is available for review in the Peoria Park District's Planning, Design and Construction Office.*

## SUPPLEMENTARY GENERAL CONDITIONS

1. A. **"GENERAL CONDITIONS OF THE CONTRACT FOR CONSTRUCTION"**, AIA Document A201, 2017 Edition, published by the American Institute of Architects, including revisions adopted before the date of the Project Manual, is hereby made part of these Specifications with same force and effect as though set forth in full.
- B. The following modifies, changes, deletes from or adds to the General Conditions of the Contract for Construction (AIA Document A201, Sixteenth Edition, 2017). Where any Article of the General Conditions is modified or any Paragraph, Subparagraph or Clause thereof is modified or deleted by these Supplementary Conditions, the unaltered provisions of that Article, Paragraph, Subparagraph or Clause shall remain in effect.
- C. Parenthesis ( ) indicates the appropriate section and Subparagraph of the General Conditions which each paragraph of the Supplementary General Conditions modifies or refers to.

### ARTICLE 1: GENERAL PROVISIONS

#### 1.1 - Basic Definitions

**INSERT THE FOLLOWING PHRASE TO PARAGRAPH (1.1.1) AFTER THE WORDS "The Contract Documents consist of the Agreement Between Owner and Contractor (hereinafter the Agreement) and consists of the Agreement,":**

“the Contractor's Bid, the Advertisement for Bids, the Instructions to Bidders, sample forms and addenda relating to these,”

**DELETE THE LAST SENTENCE OF PARAGRAPH (1.1.1).**

**PARAGRAPH (1.1.8) IN THE HEADING DELETE “Initial Decision Maker” SUBSTITUTE “Initial Recommendation Maker”**

**PARAGRAPH (1.1.8) DELETE “Initial Decision Maker” AND SUBSTITUTE “Initial Recommendation Maker”**

**IN PARAGRAPH (1.1.8) REPLACE “decisions” WITH “recommendations”.**

#### 1.2 - Correlations and intent of the Contract Documents

**ADD THE FOLLOWING SENTENCES TO END OF PARAGRAPH (1.2.1):**

The Contractor shall notify the Owner’s Representative immediately if discrepancies are discovered. Full-size or large-scale details or drawings shall govern small-scale drawings that the former are intended to amplify. Dimensions from drawings shall not be determined by scale or rule. Where the Drawings and Specifications conflict with each other or with themselves, the Owner’s Representative (in consultation with the Architect, if any) will decide which conflicting requirement governs. Should discrepancies or doubt occur, Contractor shall not proceed with the Work without clarification from the Owner. Contractor shall request clarification in a reasonable time to avoid delays and increases in the Contract Sum.

**ADD THE FOLLOWING PARAGRAPHS TO SECTION (1.2):**

- 1.2.4** If any item or material shown on the Drawings is omitted from the Specifications, or vice-versa (except when the Drawings and Specifications clearly exclude such omitted item), and when such item or material is clearly required to complete the detail shown or specified, the Contractor shall furnish and install such item or material of the type and quality established by the balance of the detail shown and specified at no increase to the Contract Sum.
- 1.2.5** Where a typical or representative detail is shown on the Drawings, this detail shall constitute the standard for workmanship and materials throughout those parts of the Work.
- 1.2.6** Any Summary of Work as outlined in the Specifications shall not be deemed to limit the work required by the Contract Documents. The Contractor and each Subcontractor shall be responsible for carefully examining all Drawings, including all details, plans, elevations, sections, schedules and diagrams for each particular type of work, and for coordinating the Work described in the Drawings, with the related Specifications. The Contractor shall also be responsible for determining the exact scope of work for each type of work per the Contract Documents and Contractor shall endeavor to check cross-references of work excluded from any division. The Contract Sum is deemed to be based on a complete installation. When additional details or instructions are clearly required to complete the work, the Contractor is deemed to have made an allowance in the Contract Sum for completion of such Work consistent with the local standard of care.
- 1.2.7** The Drawings are intended to show the arrangement, design and extent of the Work and are schematic in nature. They are not to be scaled for roughing-in measurements or used as shop drawings.

1.5 – Ownership and Use of Drawings, Specifications, and Other Instruments of Service

**ADD THE FOLLOWING PARAGRAPH TO SECTION (1.5):**

- 1.5.3** Neither any oral representation by or oral agreement with any officer, agent, or employee of Owner or Architect before execution of this Contract shall affect or modify any of the Contractor's rights or obligations hereunder. Contractor is not aware of any facts that make misleading or inaccurate in any material respect any information Owner or Architect has furnished to Contractor which would have a material adverse affect on the Contract Time or Contract Sum which Contractor has not advised Owner or Architect of, and if, during the course of the performance of the Work, Contractor learns of any such facts it will so advise Owner. Contractor shall not be entitled to any adjustments in the Contract Time or the Contract Sum as a consequence of Contractor's breach of the terms of this Subparagraph.

1.7 – Digital Data use and Transmission

**DELETE THE SECOND SENTENCE IN PARAGRAPH (1.7).**

1.8 – Building Information Models Use and Reliance

**DELETE PARAGRAPH (1.8) IN ITS ENTIRETY.**

ARTICLE 2: OWNER

2.3 – Information and Services Required of the Owner

**DELETE PARAGRAPH (2.3.4) IN ITS ENTIRETY.**

## 2.4 – Owner’s Right to stop the Work

### **ADD THE FOLLOWING SENTENCE AT THE END OF PARAGRAPH (2.4):**

“The Owner shall not be liable for any extra cost incurred by the Contractor by such an order.”

## 2.5 – Owner’s Right to Carry Out the Work

**IN PARAGRAPH (2.5), IN THE SECOND SENTENCE, DELETE** “Such action by the Owner and amounts charged to the Contractor are both subject to prior approval of the Architect and”.

## ARTICLE 3: CONTRACTOR

### 3.2 - Review of Contract Documents and Field Conditions by Contractor

**IN PARAGRAPH (3.2.2, 3.2.3, AND (3.2.4) AFTER THE WORD “Architect” ADD THE WORDS “and Owner”.**

### **ADD THE FOLLOWING PARAGRAPH TO SECTION (3.2):**

**3.2.5** Before starting any work, the Contractor shall examine work performed by others to which his work adjoins or is applied to and report to the Owner's Representative any conditions that will prevent the satisfactory accomplishment of his work. Failure to notify the Owner's Representative of deficiencies or faults in preceding work prior to commencing work shall constitute acceptance thereof and waiver of any claim of its unsuitability.

### 3.4 – Labor and Materials

### **ADD THE FOLLOWING PARAGRAPHS TO SECTION (3.4):**

**3.4.4** Before ordering any material or doing any Work, the Contractor shall verify all measurements at the Project site and he shall be responsible for the correctness of same. No extra charge or compensation will be allowed to the Contractor on account of any difference between actual dimensions and the measurements shown on the Project Drawings.

**3.4.5** The Contractor shall carefully inspect all materials delivered on and to the Project site and reject defective materials without waiting for the Owner's Representative or other representative of Owner to observe the materials.

### 3.5 - Warranty

### **ADD THE FOLLOWING PARAGRAPHS TO SECTION (3.5):**

**3.5.3** The Contractor agrees to assign to the Owner any and all manufacturer’s warranties relating to materials and equipment furnished as part of the Work and further agrees to perform the Work in such manner so as to preserve any and all such manufacturer’s warranties subject to installation directives and other terms of the Contract Documents. The Contractor agrees to deliver to the Owner, upon final payment, such assignments along with or as part of a reference manual, in form and detail reasonably acceptable to Owner, showing all such warranties and guarantees provided by

the Contractor and Subcontractors. Such warranties and guarantees shall commence no sooner than the date of purchase from the supplier.

**3.5.4** The warranty of Contractor provided in Paragraph 3.5 shall in no way limit or abridge the warranties of the suppliers of equipment and systems which are to comprise a portion of the Work, if they are broader, and all of such warranties shall be in form and substance as required by the Contract Documents. Contractor shall take no action or fail to act in any way which results in the termination or expiration of such third party warranties or which otherwise results in prejudice to the rights of the Owner under such warranties subject to installation directives and other terms of the Contract Documents. Contractor agrees to provide all notices required for the effectiveness of such warranties and shall include provisions in the contracts with the providers and manufacturers of such systems and equipment whereby Owner shall have a direct right of enforcement of such warranty obligations.

### 3.6 - Taxes

**IN PARAGRAPH (3.6), DELETE THE WORD "Sales".**

**ADD THE FOLLOWING AT THE END OF PARAGRAPH (3.6):**

The Peoria Park District is exempt from Federal, State and Local taxes. A certificate of exemption will be furnished upon request.

### 3.10 - Contractor's Construction and Submittal Schedules

**IN PARAGRAPH (3.10.2), IN THE FIRST SENTENCE BEFORE THE WORD "Architect's approval" ADD THE WORDS "Owner's and".**

**IN PARAGRAPH (3.10.2), IN THE SECOND SENTENCE BEFORE THE WORD "Architect's" ADD THE WORDS "Owner's and".**

**IN PARAGRAPH (3.10.2), IN THE THIRD SENTENCE BEFORE THE WORD "Architect" ADD THE WORDS "Owner's Representative and".**

**ADD THE FOLLOWING PARAGRAPHS TO SECTION (3.10):**

**3.10.4** The construction schedule shall provide for the most expeditious and practicable execution of the Work. The Contractor shall also work closely with the Owner to confirm that the construction schedule accurately reflects the status of the Project. The Contractor's construction schedule shall be updated every month by the Contractor and submitted to the Owner.

**.1** Whenever it becomes apparent from the updated construction schedule that any substantial completion previously established by the construction schedule cannot be met, the Contractor shall, at the Owner's request, take any or all of the following actions with no increase to the Contract Sum or Contract Time (unless the delay is caused by an event set forth in paragraph 8.3 of these General Conditions thereby permitting adjustment of the Contract Sum and/or Contract Time:

**.1.1** Increase construction manpower to substantially return the Project to schedule;

**.1.2** Increase the number of working hours per shift, shifts per day or the amount of construction equipment or any combination of the foregoing which will substantially return the Project to schedule;



- .1.3** Reschedule activities to concurrently accomplish activities, to the maximum degree practicable, in the time required by the Contract Documents.

If the Contractor fails to take any of these actions Owner shall have the notice and other rights set forth in Paragraph 2.5.

#### ARTICLE 4: ARCHITECT

##### 4.1 - General

**IN PARAGRAPH (4.1.1) DELETE THE FIRST SENTENCE AND SUBSTITUTE THE FOLLOWING:**

"The Architect, Owner's Representative, and Owner's Project Manager are defined in Paragraph C of "Section 014200 - General" of "Division 010000 - General Requirements".

##### 4.2 – Administration of the Contract

**IN PARAGRAPH (4.2.1) DELETE THE WORDS “and will be an Owner’s Representative”.**

**IN PARAGRAPH (4.2.5) DELETE THE WORD “Architect’s” AND “Architect”AND SUBSTITUTE THE WORDS “Owner Representative’s” AND “Owner Representative”.**

**IN PARAGRAPH (4.2.6) IN THE SECOND SENTENCE AFTER THE WORDS “will have authority” INSERT THE WORDS “upon written authorization from the Owner”.**

**IN PARAGRAPH (4.2.8) DELETE THE WORD “prepare” AND SUBSTITUTE THE WORDS “assist the Owner’s Representative in preparing”.**

**IN PARAGRAPH (4.2.9) DELETE THE WORD “Architect” AND SUBSTITUTE WORDS “Owner’s Representative, assisted by the Architect”.**

**IN PARAGRAPH (4.2.11) IN THE FIRST SENTENCE DELETE THE WORDS “and decide”.**

**IN PARAGRAPH (4.2.12) IN THE FIRST SENTENCE DELETE THE WORD “and decisions”.**

**IN PARAGRAPH (4.2.12) IN THE SECOND SENTENCE DELETE THE WORDS “and initial decisions” AND “or decisions”.**

**ADD PARAGRAPH TO SECTION (4.2):**

**4.2.15** Notwithstanding any other provision of this Agreement to the contrary, the Architect shall have no authority to order or approve any material deviation from the Contract Documents, whether or not such deviation affects the Contract Sum or other Substantial Completion Date (as defined herein). In the event any such deviation is sought, prior written approval from the Owner’s Representative and the Owner must be obtained. The Architect may decide quality issues and may approve non-material deviations from the Contract Documents.

#### ARTICLE 5: SUBCONTRACTORS

##### 5.2 – Award of Subcontracts and Other Contracts for Portions of the Work

**IN PARAGRAPH (5.2.1) DELETE THE FIRST SENTENCE AND SUBSTITUTE:**

“The subcontractors/suppliers listed by the Contractor on the Subcontractor/Supplier List (submitted with the Bid) shall not be changed without the written consent of the Owner.”

**IN PARAGRAPH (5.2.1) IN THE SECOND SENTENCE DELETE THE WORDS “Architect” AND SUBSTITUTE THE WORDS “Owner’s Representative”.**

**IN PARAGRAPH (5.2.1) IN THE LAST SENTENCE DELETE THE WORDS “Architect” AND SUBSTITUTE THE WORDS “Owner’s Representative”.**

**ARTICLE 6: CONSTRUCTION BY OWNER OR BY SEPARATE CONTRACTORS**

6.2 – Mutual Responsibility

**IN PARAGRAPH (6.2.2) BEFORE THE WORD “Architect” ADD THE WORDS “Owner and”.**

6.3 – Owner’s Right to Clean Up

**IN PARAGRAPH (6.3) DELETE THE WORD “Architect” AND SUBSTITUTE THE WORD “Owner”.**

**ARTICLE 7: CHANGES IN THE WORK**

7.2 – Change Orders

**IN PARAGRAPH (7.2.1) DELETE THE WORDS “the Architect” AND SUBSTITUTE THE WORDS “the Owner’s Representative”.**

**ADD THE FOLLOWING PARAGRAPHS TO SECTION (7.2):**

**7.2.2** A Change Order shall include all of the Contractor’s costs associated therewith.

**7.2.3** The Contractor shall not accept any request for a Change Order from any person other than the Owner and may not perform any work asserted to constitute a change in the Work until the Owner has approved the Change Order in writing, unless the Owner authorizes the Contractor, in writing, to proceed with a change prior to the Owner’s final approval. Notwithstanding anything to the contrary herein, the Contractor shall not charge for overtime services in the performance of any Change Order Work, unless the Owner has specifically authorized overtime in writing. Owner may competitively bid changes in the Work and Contractor, Subcontractor and suppliers shall provide Owner with all documents Owner requests to facilitate such competitive bidding of changes in the Work.

**7.2.4** There shall be no change in the Work, whether an alteration or addition to the Contract Sum or to any amounts due under the Contract Documents or to a change in the Contract Time, unless and until such alteration or addition has been authorized by a written Change Order executed and issued in accordance and compliance with the requirements with this Article 7 or by written authorization to proceed with such change in the Work signed by the Owner or as otherwise provided pursuant to the Contract Documents. The requirements set forth in this Paragraph 7.2.4 are of the essence. No claim that the Owner has been unjustly enriched by any alteration or addition to the Work, whether or not any such unjust enrichment to the Work or to the Owner in fact exists, shall form the basis of any claim for an increase in any amount due under the Contract Documents or a change in the Contract Time, and the terms of a fully-executed Change Order shall be conclusive.

## 7.3 – Construction Change Directives

**IN PARAGRAPH (7.3.1) DELETE THE WORDS “the Architect” AND SUBSTITUTE THE WORDS “the Owner’s Representative”.**

**IN PARAGRAPH (7.3.4) DELETE THE WORD “determine” AND SUBSTITUTE THE WORD “recommend”.**

**IN PARAGRAPH (7.3.6) DELETE THE WORD “Architect” ADD SUBSTITUTE THE WORDS “Owner’s Representative”.**

**IN PARAGRAPH (7.3.8) IN THE FIRST SENTENCE AFTER THE WORD “Architect” ADD THE WORDS “and the Owner’s Representative”.**

**IN PARAGRAPH (7.3.9) DELETE THE WORDS “Architect” AND “Architect’s” AND SUBSTITUTE THE WORDS “Owner’s Representative” and “Owner’s Representative’s”.**

**IN PARAGRAPH (7.3.10) DELETE THE WORD “determination” AND SUBSTITUTE THE WORD “recommendation”.**

## ARTICLE 8: TIME

### 8.1 - Definitions

**IN PARAGRAPH (8.1.3) DELETE THE WORD “Architect” AND SUBSTITUTE THE WORDS “Owner’s Representative”.**

### 8.2 – Progress and Completion

**ADD THE FOLLOWING PARAGRAPHS TO SECTION (8.2) .**

**8.2.4** All work shall be "Substantially Complete" as required by the **Instructions to Bidders** and the **Agreement Between Owner and Contractor**.

**8.2.5** It is further agreed that said completion schedule is reasonable, and the Contractor shall prosecute said work regularly, diligently and continuously at such rate of progress as will insure full completion thereof within the time specified.

**8.2.6** Provided, however, the following exceptions:

- .1** Any preference, priority or allocation order duly issued by the United States Government.
- .2** Any unforeseeable cause beyond the control and without the fault or negligence of the Contractor, including acts of God, or of a public enemy, acts of the Owner, acts of another Contractor in performance of a separate contract with the Owner, fire, floods, epidemics, quarantine restrictions, strikes, freight embargoes and unusually severe weather. The criteria on which the unusually severe weather shall be based is the average precipitation/temperatures received in the project area, as recorded over a period of the last five (5) years at the local area United States Weather Station. Any extension of time due to unusually severe weather must be requested by the Contractor on the basis of documented records of the actual precipitation/temperatures during the contract time period, compared with the normal/average for the area. Also, the criteria shall include the number of excessive precipitation or extreme cold days (i.e., days in which the temperature would adversely affect the type of work being

constructed) over the same period and whether or not the Contractor's force worked on said days or stage of construction was affected.

.3 Any delays of subcontractors occasioned by any of the causes specified in this paragraph.

8.2.7 Provided further that the Contractor shall, within seven (7) days from the beginning of any such delay during the performance of the Contract, notify the Owner's Representative in writing of the alleged cause of such delay.

### 8.3 – Delays and Extensions of Time

**IN PARAGRAPH (8.3.1) DELETE THE WORDS “and binding dispute resolution”.**

**IN PARAGRAPH (8.3.1) DELETE THE WORD “determine” AND SUBSTITUTE THE WORD “recommend”.**

## ARTICLE 9: PAYMENTS AND COMPLETION

### 9.2 – Schedule of Values

**DELETE PARAGRAPH (9.2) AND SUBSTITUTE THE FOLLOWING UNDER (9.2):**

“Where the Contract is based on a stipulated sum or Guaranteed Maximum Price, the Contractor shall submit a schedule of values to the Owner’s Representative before the first Application for Payment, allocating the entire Contract Sum to the Various portions of the Work. The schedule of values shall be prepared in the form, and supported by the data to substantiate its accuracy, required by the Architect and Owner’s Representative. This schedule, unless objected to by the Architect and Owner’s Representative, shall be used as a basis for reviewing the Contractor’s Applications for Payment. Any changes to the schedule of values shall be submitted to the Architect and Owner’s Representative and supported by such data to substantiate its accuracy as the Architect and Owner’s Representative may require, and unless objected to by the Architect and Owner’s Representative, shall be used as a basis for reviewing the Contractor’s subsequent Applications for Payment.”

### 9.3 – Applications for Payments

**IN THE FIRST SENTENCE OF (9.3.1), CHANGE "ten" TO "thirty”.**

**IN PARAGRAPH (9.3.1) IN THE FIRST AND SECOND SENTENCE DELETE THE WORD “Architect” AND SUBSTITUTE THE WORDS “Owner’s Representative”.**

**ADD THE FOLLOWING TO THE END OF PARAGRAPH (9.3.1):**

“Payment requests shall consist of AIA Documents #702 "Application and Certificate for Payment"; AIA #703 "Continuation Sheet"; Contractors Affidavit of Payment to Subcontractors and Suppliers; Certified Payroll Form; EEO Documents; and Waivers of Lien. (Waivers of Lien are required from the general contractor in the full amount of the current payment application, and from all subcontractors, suppliers, or workers who provide more than \$10,000 of project material/labor of the Work. The waiver shall be in the amount(s) listed in the Contractor's Affidavit.) For final payment, the general contractor shall also provide a Waiver of Lien in the full amount of the contract price.

**The Waiver of Lien and Contractor Affidavit forms used shall be the Peoria Park District's standard form(s): 1) "Final Waiver of Lien" (for general contractors), 2) "Waiver of Lien - General Contractor's Partial To Cover Only Certain Payments", 3) "Sub-Contractor's Final Waiver of Lien", 4)**

"Waiver of Lien - Sub-Contractor's Partial To Cover Only Certain Payments, and 5) "Contractor's Affidavit". (These forms are included in the Project Manual, and are the required Waiver of Lien forms for the project.)

(If the Contractor is unable to provide the required sub-contractor waiver at the time the application for payment is submitted (preferred method) alternatively, it may be provided at the time that payment is delivered by the District. If the sub-contractor waiver(s) still cannot be provided at that time, the District will provide "two-party" checks in which the Contractor and the sub-contractor are named jointly as payees.)

Format of AIA #703 shall follow that of "Schedule of Values". All payment requests shall reflect retainage in the amount of 10% of completed work.”

**IN PARAGRAPH (9.3.1.1) DELETE THE WORDS “or by interim determination of the Architect, but not yet included in Change Orders”.**

**ADD THE FOLLOWING SUB-PARAGRAPHS TO PARAGRAPH (9.3.1):**

**9.3.1.3** Upon Substantial Completion, the Owner will pay 95% percent of the amount due to the Contractor on account.

**9.3.1.4** Monthly progress payments will be made by the Owner on projects lasting more than sixty days (from award of the bid to the Substantial Completion date given in the Supplementary Instructions to Bidders).

**ADD THE FOLLOWING SUB-PARAGRAPHS TO PARAGRAPH (9.3.2):**

**9.3.2.1** Material stored on site will be considered for payment only when a Schedule of Stored Materials with appropriate values accompany the payment request as an attachment.

**9.3.2.2** All material and work covered by partial payments made shall thereupon become the sole property of the Owner, but this provision shall not be construed as relieving the Contractor from the sole responsibility for the care and protection of material and work upon which payments have been made or the restoration of any damaged work, or as a waiver of the contract.

#### 9.4 – Certificates for Payment

**IN PARAGRAPH (9.4.1) DELETE THE WORDS “Architect” AND “Architect’s” AND SUBSTITUTE THE WORDS “Owner’s Representative” AND “Owner’s Representative’s”.**

**IN PARAGRAPH (9.4.1) DELETE THE PHRASE "with a copy to the Contractor".**

**IN THE FIRST SENTENCE OF PARAGRAPH (9.4.2) DELETE THE WORD “Architect” AND SUBSTITUTE THE WORDS “Owner’s Representative”.**

**IN THE FIRST SENTENCE OF PARAGRAPH (9.4.2) AFTER THE WORDS “Architect’s” ADD THE WORDS “and Owner’s Representative’s”.**

**IN THE THIRD SENTENCE OF PARAGRAPH (9.4.2) DELETE THE WORDS “Architect has” AND SUBSTITUTE THE WORDS “Owner’s Representative and Architect have”.**

#### 9.5 – Decisions to Withhold Certification

**IN PARAGRAPH (9.5.1) DELETE THE WORDS “Architect” AND “Architect’s” AND SUBSTITUTE THE WORDS “Owner’s Representative AND “Owner’s Representative’s”.**

**IN PARAGRAPH (9.5.2) DELETE THE WORD “Architect’s” AND SUBSTITUTE THE WORDS “Owner’s Representative’s”.**

**IN PARAGRAPH (9.5.4) DELETE THE WORD “Architect” AND SUBSTITUTE THE WORDS “Owner’s Representative”.**

#### 9.6 – Progress Payments

**IN PARAGRAPHS (9.6.1), (9.6.3), AND (9.6.4) DELETE THE WORDS “Architect” AND SUBSTITUTE THE WORDS “Owner’s Representative”.**

#### 9.7 – Failure of Payment

**IN PARAGRAPH (9.7) DELETE THE WORD “Architect” AND SUBSTITUTE THE WORDS “Owner’s Representative”.**

**IN PARAGRAPH (9.7) DELETE THE WORDS “or awarded by binding dispute resolution”.**

#### 9.8 – Substantial Completion

**IN PARAGRAPH (9.8.2) DELETE THE WORD “Architect” AND SUBSTITUTE THE WORDS “Owner’s Representative”.**

**IN THE FIRST SENTENCE OF PARAGRAPH (9.8.3) DELETE THE WORD “Architect” AND SUBSTITUTE THE WORDS “Owner’s Representative assisted by the Architect”.**

**IN THE SECOND AND THIRD SENTENCES OF PARAGRAPH (9.8.3) DELETE THE WORDS “Architect’s” and “Architect” AND SUBSTITUTE THE WORDS “Owner’s Representative’s” and “Owner’s Representative”.**

**IN PARAGRAPH (9.8.4) DELETE THE WORD “Architect” AND SUBSTITUTE THE WORDS “Owner’s Representative”.**

#### 9.9 – Partial Occupancy or Use

**IN PARAGRAPH (9.9.1) DELETE THE WORD “Architect” AND SUBSTITUTE THE WORDS “Owner’s Representative”.**

#### 9.10 – Final Completion and Final Payment

**IN PARAGRAPH (9.10.1) IN THE FIRST AND SECOND SENTENCE AFTER THE FIRST TWO APPEARANCES OF THE WORD ‘Architect’ ADD THE WORDS “and Owner’s Representative”.**

**IN PARAGRAPH (9.10.1) DELETE THE THIRD AND FOURTH APPEARANCES OF THE WORD “Architect” and “Architect’s” AND SUBSTITUTE THE WORDS “Owner’s Representative” and “Owner’s Representative’s”.**

**IN PARAGRAPH (9.10.1) AFTER THE FIFTH APPEARANCE OF THE WORD “Architect’s” ADD THE WORDS “and Owner’s Representative’s”.**

**IN THE LAST SENTENCE OF PARAGRAPH (9.10.1) DELETE THE WORD “Architect’s” AND SUBSTITUTE THE WORDS “Owner’s Representative’s”.**

**IN PARAGRAPH (9.10.2) DELETE THE WORD “Architect” AND SUBSTITUTE THE WORD “Owner’s Representative”.**

**ADD THE FOLLOWING SUB-PARAGRAPH TO PARAGRAPH (9.10.2):**

**9.10.2.1** When all items including items noted within Division 10000 General Requirements are found to be complete and in conformance with the Contract Documents, a final payment will be issued.

**IN PARAGRAPH (9.10.3) DELETE THE WORD “Architect” AND SUBSTITUTE THE WORDS “Owner’s Representative”.**

## ARTICLE 11: INSURANCE AND BONDS

### 11.1 – Contractor’s Insurance and Bonds

**IN PARAGRAPH (11.1.1) IN THE FIRST SENTENCE DELETE THE WORDS “the Agreement or elsewhere in the Contract Documents” AND SUBSTITUTE THE FOLLOWING WORDS “Attachment A – Project Specific Insurance Requirements” (which is included in the last section of the Project Manual and the requirements therein shall be made part of the Contract Documents). In addition, if any of the work occurs within fifty feet of an active railroad line and the Contractor’s general liability coverages provide for exclusions of coverage when working on or near a railroad, the Contractor shall provide a separate Railroad Protective Liability Insurance Policy naming the railroad as the insured party, with the coverage limits required by that railroad.”**

**IN PARAGRAPH (11.1.1) IN THE LAST SENTENCE, DELETE THE WORDS “the Contract Documents” AND ADD THE WORDS “Attachment A”.**

**AT THE END OF PARAGRAPH (11.1.2) ADD THE FOLLOWING:**

“The Contractor shall furnish a Performance Bond and a separate Labor and Material Payment Bond, each for one hundred percent (100%) of the Contract Sum. Form of these bonds shall be as provided by the Owner in the Project Manual and no other form will be accepted. The Surety shall be authorized to do business in the State of Illinois and be acceptable to the Owner.”

**ADD THE FOLLOWING SUB-PARAGRAPHS TO PARAGRAPH (11.1)**

**11.1.5** The Contractor may, at his option, furnish Owner’s Protective Liability Insurance in lieu of naming the Owner Additional Insured on the Contractor’s policy, as required above. This insurance shall protect the Owner from claims as set forth in Paragraph 11.1.1 of the General Conditions, and to the limits required herein, as shown in “Attachment A”.

**11.1.6** The Contractor shall furnish two copies of each of the required Certificates or Endorsements for each copy of the Agreement which shall specifically set forth evidence of all coverage required by the Contract Documents. The form of the Certificate(s) or Endorsement(s) shall be those as required in “Attachment A”. The Contractor shall also furnish to the Owner copies of any endorsements which limit coverage, or are subsequently issued amending coverage or limits of coverage.

11.2 – Owner’s Insurance

**IN PARAGRAPH (11.2.1) DELETE THE FIRST AND SECOND SENTENCE.**

**ADD THE FOLLOWING TO PARAGRAPH (11.2.1)** “If the work of the Project is being completed by one general or prime contractor rather than multiple prime contractors, the Contractor shall purchase and maintain property insurance upon the entire Work at the site to the full replacement value thereof. Such insurance shall be in a company or companies against which the Owner has no reasonable objection. This insurance shall include the interests of the Owner, the Contractor, Subcontractors and Sub-subcontractors in the Work.”

**DELETE PARAGRAPHS (11.2.2) AND (11.2.3) IN THEIR ENTIRETY.**

11.3 – Waiver of Subrogation

**DELETE PARAGRAPHS (11.3.1) AND (11.3.2) IN THEIR ENTIRETY.**

11.4 – Loss of Use, Business Interruption, and Delay in Completion Insurance

**DELETE PARAGRAPH (11.4) IN ITS ENTIRETY:**

11.5 – Adjustment and Settlement of Insured Loss

**DELETE PARAGRAPHS (11.5.1) AND (11.5.2) IN THEIR ENTIRETY.**

ARTICLE 12: UNCOVERING AND CORRECTION OF WORK

12.1 – Uncovering of Work

**IN PARAGRAPH (12.1.1) DELETE THE WORD “Architect’s” AND SUBSTITUTE WORDS “Owner’s Representative’s and Architect’s”.**

**IN PARAGRAPH (12.1.1) DELETE THE WORD “Architect” AND SUBSTITUTE THE WORDS “Owner’s Representative”.**

**IN PARAGRAPH (12.1.2) AFTER THE WORD “Architect” ADD THE WORDS “and Owner’s Representative”.**

12.2 – Correction of Work

**IN PARAGRAPH (12.2.1) AFTER THE WORD “Architect” ADD THE WORDS “and Owner’s Representative”.**

ARTICLE 13: MISCELLANEOUS PROVISIONS

13.4 – Tests and Inspections

**IN PARAGRAPH (13.4.4) AFTER THE WORD “Architect” ADD THE WORDS “and Owner’s Representative”.**

ARTICLE 14: TERMINATION OR SUSPENSION OF THE CONTRACT

14.1 – Termination by the Contractor



**IN SUB-PARAGRAPH (14.1.1.3) DELETE THE WORD “Architect” AND SUBSTITUTE THE WORDS “Owner’s Representative”.**

14.2 – Termination by the Owner for Cause

**IN PARAGRAPH (14.2.2) DELETE THE PHRASE “, upon certification by the Architect that sufficient cause exists to justify such action,”.**

**IN PARAGRAPH (14.2.4) DELETE THE LAST SENTENCE AND ADD THE FOLLOWING “Upon application, the obligation for payment of the amount to be paid to the Contractor or Owner, as the case may be, shall survive termination of the Contract.”**

14.4 – Termination by the Owner for Convenience

**DELETE PARAGRAPH (14.4.3) IN ITS ENTIRETY AND SUBSTITUTE UNDER (14.4.3):**

“In case of such termination for the Owner’s convenience, the Contractor shall be entitled to receive payment for Work executed, and costs incurred by reason of such termination. In no event, however, will such amounts exceed the Contract Sum reduced by the amount of prior payments except for increases pursuant to the claims procedure in the Contract Documents. Subcontracts, subsubcontracts, and purchase orders will contain appropriate provisions for termination for convenience under this Paragraph 14.4.”

ARTICLE 15: CLAIMS AND DISPUTES

15.1 – Claims

**IN THE FIRST SENTENCE OF PARAGRAPH (15.1.2) DELETE “requirements of the binding dispute”.**

**IN PARAGRAPH (15.1.3.1) DELETE “Initial Decision Maker” AND SUBSTITUTE “Initial Recommendation Maker”**

**DELETE THE SECOND SENTENCE IN PARAGRAPH (15.1.3.2) IN ITS ENTIRETY.**

**DELETE PARAGRAPH (15.1.4.2) IN ITS ENTIRETY AND SUBSTITUTE THE FOLLOWING PARAGRAPH (15.1.4.2):**

“The contract Sum and Contract Time may be adjusted in accordance with the Initial Recommendation Maker’s recommendation, subject to the right of either party to proceed in accordance with this Article 15. The Owner’s Representative will issue Certificates for Payment.”

**DELETE (15.1.7) IN ITS ENTIRETY.**

15.2 – Initial Decision

**IN PARAGRAPH (15.2) DELETE IN THE HEADING “Initial Decision” AND SUBSTITUTE “Initial Recommendation”.**

**DELETE PARAGRAPH (15.2.1) IN ITS ENTIRETY AND SUBSTITUTE THE FOLLOWING PARAGRAPH (15.2.1):**

“Claims, excluding those where the condition giving rise to the Claim is first discovered after expiration of the period for correction of the Work set forth in Section 12.2.2 or arising under Sections 10.3 10.4, and 11.5, shall be referred to the Initial Recommendation Maker for initial recommendation. The Architect

will serve as the Initial Recommendation Maker, unless otherwise indicated in the Agreement. Except for those Claims excluded by this Section 15.2.1, an initial recommendation shall be required as a condition precedent to mediation of any Claim. If an initial recommendation has not been rendered within 30 days after the Claim has been referred to the Initial Recommendation Maker, the party asserting the Claim may demand mediation without a decision having been rendered. “

**DELETE PARAGRAPH (15.2.2) IN ITS ENTIRETY AND SUBSTITUTE THE FOLLOWING PARAGRAPH (15.2.2):**

“The Initial Recommendation Maker will review Claims and within ten days of the receipt of a Claim take one or more of the following actions: (1) request additional supporting data from the claimant or a response with supporting data from the other party, (2) recommend rejecting the Claim in whole or in part, (3) recommend approving the Claim, (4) suggest a compromise, or (5) advise the parties that the Initial Recommendation Maker is unable to recommend a resolution of the Claim if the Initial Recommendation Maker lacks sufficient information to evaluate the merits of the Claim or if the Initial Recommendation Maker concludes that, in the Initial Recommendation Maker’s sole discretion, it would be inappropriate for the Initial Recommendation Maker to make recommendation on the Claim.”

**IN PARAGRAPH (15.2.3) DELETE “Initial Decision Maker” AND SUBSTITUTE “Initial Recommendation Maker”.**

**IN PARAGRAPH (15.2.3) IN THE FIRST SENTENCE, DELETE “rendering a decision” AND SUBSTITUTE “rendering a recommendation”.**

**IN PARAGRAPH (15.2.4) DELETE “Initial Decision Maker” AND SUBSTITUTE “Initial Recommendation Maker”.**

**IN PARAGRAPH (15.2.4) DELETE THE LAST SENTENCE AND SUBSTITUTE THE FOLLOWING “Upon receipt of the response or supporting data, if any, the Initial Recommendation Maker will provide a recommendation regarding the Claim in accordance with Paragraph 15.2.2.”**

**DELETE PARAGRAPH (15.2.5) IN ITS ENTIRETY.**

**DELETE PARAGRAPH (15.2.6.1) IN ITS ENTIRETY.**

15.3 – Mediation

**IN PARAGRAPH (15.3.1) DELETE “as a condition precedent to binding dispute resolution”.**

**IN PARAGRAPH (15.3.2) DELETE THE THIRD SENTENCE IN ITS ENTIRETY AND SUBSTITUTE THE FOLLOWING SENTENCE “The request may be made concurrently with the filing of legal or equitable proceedings but, in such event, mediation shall proceed in advance of legal or equitable proceedings which shall be stayed pending mediation for a period of 60 days from the date of filing, unless stayed for a longer period by agreement of the parties or court order.”**

**IN PARAGRAPH (15.3.2) DELETE THE LAST SENTENCE IN ITS ENTIRETY.**

**DELETE PARAGRAPH (15.3.3) IN ITS ENTIRETY.**

**IN PARAGRAPH (15.3.4) DELETE THE FIRST SENTENCE IN ITS ENTIRETY.**

15.4 – Arbitration

**DELETE PARAGRAPHS (15.4.1), (15.4.1.1), (15.4.2), (15.4.3), (15.4.4.1), (15.4.4.2), AND (15.4.4.3) IN THEIR ENTIRETY.**

**ADD THE FOLLOWING ARTICLE 16: LABOR, SAFETY AND WAGE STANDARDS TO THE GENERAL CONDITIONS OF THE CONTRACT:**

**ARTICLE 16  
LABOR, WAGE, SAFETY, AND OTHER STANDARDS**

**16.1 LABOR STANDARDS.** All employers shall comply with the Employment of Illinois Workers on Public Works Act [30 ILCS 570/1 to 570/7].

**16.2 WAGE STANDARDS.**

**16.2.1 PREVAILING WAGE ACT:** Wages and benefits to employees shall comply with all Federal and State of Illinois statutes pertaining to public works projects and specifically: Wages of Employees on Public Works [820 ILCS 130/1 - 12].

**16.2.2** Not less than the prevailing rate of wages plus benefits as determined by the Department of Labor shall be paid to all laborers, workers and mechanics performing work under this contract. All contractor's bonds shall include a provision as will guarantee the faithful performance of such prevailing wage clause as provided by this bid specification or contract.

**16.2.3** The terms “general prevailing rate of hourly wages”, “general prevailing rate of wages” or “prevailing rate of wages” when used in this Act mean the hourly cash wages plus fringe benefits for training and apprenticeship programs approved by the U.S. Department of Labor, Bureau of Apprenticeship and Training, health and welfare, insurance, vacations and pensions paid generally, in the locality in which the work is being performed, to employees engaged in work of a similar character on public works.

**16.2.4 PREVAILING WAGE ACT/FOIA**  
Contractors and subcontractors shall submit proof to the Park District of certified payroll submission to the Illinois Department of Labor on a monthly basis in compliance with the Illinois Prevailing Wage Act. These records will be kept by the Park District for three years and may be reviewed by others through the Freedom of Information Act (FOIA). The Park District will exclude employee’s address, telephone number, and social security number from public inspection.

**16.3 SAFETY STANDARDS.**

**16.3.1 PROTECTION OF PERSONS AND PROPERTY:** The Contractor and his subcontractors shall, at all times, comply with applicable provisions of Federal, State and Local laws.

**16.3.1.1** The Contractor and his sub-contractors shall have written programs complying with Occupational Safety and Health Administration standards and/or Illinois Department of Labor requirements including, but not limited to the following: hazardous communications, hearing conservation, respirator use, confined space entry, scaffolding, ladders, ventilation, flammable and combustible liquids, and lockout/tagout. The Contractor shall submit documentation of their programs at the request of the Owner's Representative, or Occupational Safety and Health Administration and/or Illinois Department of Labor officials.

## **16.4 EQUAL EMPLOYMENT OPPORTUNITY/AFFIRMATIVE ACTION/SEXUAL HARASSMENT**

**16.4.1** During the performance of the contract, the contractor agrees to the following:

**16.4.1.1** That it will not discriminate against any employee or applicant for employment because of race, color, religion, sex, marital status, national origin or ancestry, age, physical or mental handicap unrelated to ability, or an unfavorable discharge from military service; and further that it will examine all job classifications to determine if minority persons or women are under-utilized and will take appropriate affirmative action to rectify any such under-utilization.

**16.4.1.2** That, if it hires additional employees in order to perform his contract or any portion thereof, it will determine the availability (in accordance with the Rules and Regulations of the Illinois Department of Human Rights) of minorities and women in the area(s) from which it may reasonably recruit and it will hire for each job classification for which employees are hired in such a way that minorities and women are not under-utilized.

**16.4.1.3** That, in all solicitations or advertisements for employees placed by it or on its behalf, it will state that all applicants will be afforded equal opportunity without discrimination because of race, color, religion, sex, marital status, national origin or ancestry, age, physical or mental handicap unrelated to ability or an unfavorable discharge from military service.

**16.4.1.4** That it will have a written sexual harassment policy to include at the minimum, the following:

**16.4.1.4.1** a definition of sexual harassment under the law;

**16.4.1.4.2** a description of sexual harassment utilizing examples;

**16.4.1.4.3** a formalized complaint procedure;

**16.4.1.4.4** a statement of victim's rights;

**16.4.1.4.5** directions on how to contact the Illinois Department of Human Rights. Out-of-state companies must provide directions for filing with the enforcement agency within their state. Companies that issue a standard policy for all business locations must prepare an addendum providing directions on how to contact the appropriate enforcement agency; and

**16.4.1.4.6** A recitation that there cannot be any retaliation against employees who elect to file charges.

**16.4.1.4.7** In addition, it is recommended that the employer post a copy of the sexual harassment policy in a prominent and accessible location and distribute it in a manner to assure notice to all employees on an annual basis.

**16.4.1.4.8** The Illinois Human Rights Act specifically provides that all documents may meet, but cannot exceed, the sixth-grade literacy level. Therefore, the employer's sexual harassment policy must be stated in plain language and in "laymen's terms".

- 16.4.1.5** That it will send to each labor organization or representative of workers with which it has or is bound by a collective bargaining or other agreement or understanding, a notice advising such labor organization or representative of the contractor's obligations under the Illinois Human Rights Act and the Department's Rules and Regulations. If any such labor organization or representative fails or refuses to cooperate with the contractor in its efforts to comply with such Act and Rules and Regulations, the contractor will promptly so notify the Department and the contracting agency and will recruit employees from other sources when necessary to fulfill its obligations thereunder.
- 16.4.1.6.** That it will submit reports as required by the Department's Rules and Regulations, furnish all relevant information as may from time to time be requested by the Department or the contracting agency, and in all respects comply with the Illinois Human Rights Act and the Department's Rules and Regulations.
- 16.4.1.7.** That it will permit access to all relevant books, records, accounts and work sites by personnel of the contracting agency and the Department for purposes of investigation to ascertain compliance with the Illinois Human Rights Act and the Department's Rules and Regulations.
- 16.4.1.8.** That it will include verbatim or by reference the provisions of this clause in every subcontract it awards under which any portion of the contract obligations are undertaken or assumed, so that such provisions will be binding upon such subcontractor. In the same manner as with other provisions of this contract, the contractor will be liable for compliance with applicable provisions of this clause by such subcontractors; and further it will promptly notify the contracting agency and the Department in the event any subcontractor fails or refuses to comply therewith. In addition, the contractor will not utilize any subcontractor declared by the Illinois Human Rights Commission to be ineligible for contracts or subcontracts with the State of Illinois or any of its political subdivisions or municipal corporations.
- 16.4.2** In the event of the contractor's non-compliance with the provisions of the Illinois Human Rights Act, the contractor may be declared ineligible for future contracts or subcontracts with the State of Illinois or any of its political subdivisions or municipal corporation, and the contract may be cancelled or voided in whole or in part, and such other sanctions or penalties may be imposed or remedies invoked as provided by statute or regulations.

END OF SUPPLEMENTARY GENERAL CONDITIONS

## DIVISION 010000 GENERAL REQUIREMENTS

### SECTION 010000 - GENERAL

#### A. SUMMARY OF THE WORK

1. The Work covered under this Contract consists of that work described by the Invitation to Bid, the Instructions/Supplemental Instructions to Bidders, the Bid/Proposal Form, the General/Supplemental Conditions of the Contract, these General Requirements, the Plans, and the Technical Specifications.
2. The Contractor shall be responsible for all items incidental to the scope of the Work intended by the bidding documents as per A.1 above, including but not limited to, expenses incurred by the requirements of various Sections of Division 010000, unless specifically stated otherwise herein.
3. Changes to the Work as required by approved Change Orders shall be at the expense of the Owner, however, requests for additional payments made after the fact will not be considered.

#### B. OCCUPANCY BY OWNER.

1. The Owner reserves the right to occupy any portion of the project before it has been entirely completed, with the understanding that such occupancy shall in no way constitute acceptance of the work, in whole or in part, or of any work performed under the Contract, provided that such occupancy does not substantially interfere with completion of the work by the Contractor.

### SECTION 012300 – ALTERNATES

#### A. Alternates to the Bid are set forth in the Supplementary Instructions to Bidders and are listed in the Bid Form.

1. Accepted Alternates have been incorporated into the Agreement.

#### B. Bid Alternate pricing, as set forth in the Supplementary Instructions to Bidders and the Bid Form, shall be good for a minimum of 90 calendar days after the date of the Bid opening, and the Owner reserves the right to accept Alternates up to that time.

### SECTION 012600 - CHANGE ORDERS

#### A. OWNER'S REPRESENTATIVE'S FIELD ORDERS

1. From time to time during progress of the Work the Owner's Representative may issue an "Owner's Representative's Field Order" which interprets the Contract Documents or orders minor changes in the Work without change in Contract Sum or Contract Time.
2. Should the Contractor consider that a change in Contract Sum or Contract Time is required he shall submit an itemized proposal to the Owner's Representative **immediately and before proceeding with the Work**. If the proposal is found to be satisfactory and in proper order, the Field Order will be superseded by a Change Order.

#### B. PROPOSAL REQUESTS

1. From time to time during the progress of work the Owner's Representative may issue a "Proposal Request" for an itemized quotation for changes to the Work which may result in a change to the Contract Sum or Contract Time. This document is **not a Change Order** and is not a direction to proceed with the changes described therein.

#### C. CHANGE ORDERS

1. Change Orders are written documents describing changes in the Work, in the Contract Sum, in the Contract Time of Completion, or any combination thereof. Change Orders must be signed by both the Owner and the Architect/Owner's Representative prior to proceeding with the Work subject to the Change Order. **REQUESTS FOR "EXTRA'S" OR OTHER ADDITIONAL PAYMENTS OVER AND ABOVE THE CURRENT CONTRACT SUM WILL NOT BE CONSIDERED WITHOUT THE PRIOR, WRITTEN APPROVAL OF BOTH THE OWNER AND THE OWNER'S REPRESENTATIVE.**
  - a) INITIATION. Change Orders may be initiated by a "Field Order" or "Proposal Request" per paragraphs "A" and "B" above. In addition, either the Contractor or Owner (or Owner's Representative) may initiate a Change Order through:
    - 1) Discovery of a discrepancy in the Contract Documents,
    - 2) Discovery of concealed conditions or,
    - 3) Discovery, during the course of the Work, of methods of accomplishing the Work in a better or more economical manner.
  - b) PROCESSING CHANGE ORDERS.
    - 1) Change Orders will be dated and will be numbered in sequence.
    - 2) The Change Order will describe the change or changes, or will refer to the Proposal Requests or Field Orders involved.
    - 3) The Owner's Representative will issue three copies of each Change Order to the Contractor.
    - 4) The Contractor promptly shall sign all three copies and return them to the Owner's Representative.
    - 5) The Owner and Owner's Representative will retain two signed copies in their files, and will forward one signed copy to the Contractor.
    - 6) Should the Contractor disagree with the stipulated change in Contract Sum or change in Contract Time of Completion, or both:
      - i) The Contractor promptly shall return all three of the Change Orders, unsigned by him, to the Owner's Representative with a letter signed by the Contractor stating the reason or reasons for the Contractor's disagreement.
      - ii) The Contractor's disagreement with the Change Order shall not in any way relieve the Contractor of his responsibility to proceed with the change as ordered and to seek settlement of the dispute under pertinent provisions of the Contract Documents.

### SECTION 012900 – PAYMENT PROCEDURES

#### A. SCHEDULE OF VALUES

1. Prior to the start of construction, submit a proposed Schedule of Values to the Owner's Representative which shows a detailed breakdown of the agreed Contract Sum showing values allocated to each of the various parts of the Work, as specified herein and in other provisions of the Contract Documents.
  - a) The Schedule of Values is required to be compatible (in the same format) with the Application for Payment "Continuation Sheet", AIA G703.
2. If not requested to submit additional data or to modify the submitted Schedule of Values within ten (10) days of submittal, the initially submitted Schedule shall be deemed approved.

**B. APPLICATIONS FOR PAYMENT**

1. Progress payments will be made only if specifically called for in the Agreement. In all other cases, the Contractor may submit an Application for Payment (3 copies) upon Substantial Completion (95% of the Contract Sum), with the balance of the Contract Sum to be paid at Final Completion.
  - a) **Article 9 of the Supplementary General Conditions defines the documentation required for each payment request.**
  - b) Applications for payment shall be delivered to the Owner's Project Manager at:

Department of Planning, Design, and Construction  
 Peoria Park District  
 Bradley Park Equipment Service  
 1314 N. Park Road  
 Peoria, Illinois 61604

**SECTION 013100 - PROJECT MEETINGS**

**A. PRECONSTRUCTION CONFERENCE**

1. Conduct a preconstruction conference prior to the start of the Work, at the location of the Work. Provide attendance by the designated personnel of the Contractor, including Sub-contractor's and/or suppliers of major components of the Work, if requested by the Owner's Representative.
  - a) **AGENDA.** Discuss items of significance that could affect progress including such topics as:
    - 1) Tentative construction schedule.
    - 2) Critical Work sequencing.
    - 3) Designation of responsible personnel.
    - 4) Procedures for processing field decisions and Change Orders.
    - 5) Procedures for processing Applications for Payment.
    - 6) Distribution of Contract Documents.
    - 7) Submittal of Shop Drawings, Product Data and Samples.
    - 8) Preparation of record documents.
    - 9) Use of the premises.
    - 10) Office, Work and storage areas.
    - 11) Equipment deliveries and priorities.
    - 12) Safety procedures.
    - 13) First aid.
    - 14) Security.
    - 15) Housekeeping.
    - 16) Working hours.
    - 17) Permits and Permitting Agency Requirements

**B. PROJECT MEETINGS**

1. Project Meetings will be held per the schedule determined at the Preconstruction Conference, or as needed for proper coordination and administration of the project.
  - a) **AGENDA**
    - 1) Review and correct or approve minutes of the previous progress meeting.
    - 2) Review progress of the Work since last meeting, including status of submittals for approval.
    - 3) Identify problems which impede planned progress.
    - 4) Develop corrective measures and procedures to regain planned schedule.
    - 5) Complete other current business.

**C. REPORTING**

1. Distribute copies of the minutes of each meeting to each party present, and to other parties who should have been present, no later than three business days after each meeting.

**SECTION 013300 - SUBMITTALS**

- A. Requirements for shop drawings, samples, mock-ups, product data, etc., relative to specific elements or components of the work are called out in the various sections of the Technical Specifications.
  1. Submit items to allow for Owner's Representative's review and approval, potential re-submission if full approval is not given, ordering, delivery, fabrication time, etc., so as to allow the Work to proceed in a timely manner and in conformance with the project schedule.
- B. **OTHER CONTRACTOR SUBMITTALS**
  1. Unless otherwise modified the Contractor shall also submit:
    - a) A "bar chart" type proposed construction schedule, within ten days after award of the Bid.
    - b) Other submittals as required by other section of Division 010000.
- C. Submission of the required Bonds and Certificate of Insurance are to be made prior to the Owner's issuance of a Notice to Proceed.

## SECTION 014000 – QUALITY/REGULATORY REQUIREMENTS

- A. GENERAL: Contractors shall comply with all laws, rules and regulations governing the work.
1. When Contractor observes that contract documents are at variance with specified codes, notify Owner's Representative in writing immediately. Owner's Representative will issue all changes in accord with General Conditions.
  2. When Contractor performs any work knowing or having reason to know that the work is contrary to such laws, rules and regulations and fails to so notify the Owner's Representative, Contractor shall pay all costs arising therefrom. However, it will not be the Contractor's primary responsibility to make certain that the contract documents are in accord with such laws, rules and regulations.
- B. SAFETY:
1. Comply with all federal, state, and local laws, rules and regulations governing the installation/construction of the work.
  2. Develop and utilize safety program and training for workmen and sub-contractor employees.
- C. TESTING
1. TESTS AND INSPECTIONS REQUIRED
    - a) Provide all tests and inspections required by governmental agencies having jurisdiction, as required by provisions of the Contract Documents and/or as specifically required by sections of the Technical Specifications.
  2. PAYMENT FOR TESTING
    - a) Include within the Contract Sum an amount sufficient to cover all testing, re-testing, and inspections required by the Contract documents and/or the Technical Specifications. Additionally pay for all testing and inspections required by all governmental agencies having jurisdiction.
      - 1) The Owner will pay for any testing and inspecting specifically requested by the Owner's Representative which are over and above those described in Paragraph 1.a) above.
      - 2) When initial tests (over and above those defined by 1.a) above) requested by the Owner's Representative indicate non-compliance with the Contract Documents, costs of initial tests associated with that non-compliance will be deducted by the Owner from the Contract Sum, and subsequent retesting occasioned by the non-compliance shall be performed by the same testing laboratory and the costs thereof shall be paid by the Contractor.
  3. WAIVER OF INSPECTION AND/OR TESTS
    - a) Specified inspections and/or tests may be waived only by the specific written approval of the Owner's Representative, and **such waivers will be expected to result in credit to the Owner equal to normal cost of such inspection and/or test.**

## SECTION 014200 - REFERENCE STANDARDS AND DEFINITIONS

- A. Copies of Standards: Each entity engaged in construction on the Project is required to be familiar with industry standards applicable to that entity's construction activity. Copies of applicable standards are not bound with the Contract Documents.
1. Where copies of standards are needed for performance of a required construction activity the Contractor shall obtain copies directly from the publication source.
  2. Although copies of standards needed for enforcement of requirements may be included as part of required submittals the Architect reserves the right to require the Contractor to submit additional copies as necessary for enforcement of requirements.
- B. Abbreviations and Names: Trade association names and titles of general standards are frequently abbreviated. Where such acronyms or abbreviations are used in the Specifications or other Contract Documents they mean the recognized name of the trade association standards generating organization authority having jurisdiction or other entity applicable to the context of the text provision. Refer to the Encyclopedia of Associations, published by Gale Research Co. available in most libraries.
- C. Definitions: Architect, Owner's Representative, and Owner's Project Manager
1. **ARCHITECT:** The Architect shall be the person or entity designated by the Owner as the Owner's Representative and shall be identified as such in the Agreement Between Owner and Contractor, and is referred to throughout the Contract Documents as if singular in number and masculine in gender.
  2. **OWNER'S REPRESENTATIVE:** The duties of the Owner's Representative as listed in the Project Manual, include but are not limited to, construction phase observation and technical administration services.
    - a) **LIMITS OF AUTHORITY:** The Owner's Representative shall be authorized to provide approvals and interpretations concerning the plans, specifications and progress of the Work as bid, but is not authorized to change the scope of the Work on behalf of the Owner.
  3. **OWNER'S PROJECT MANAGER:** The Owner's Project Manager will represent, act on behalf of, and provide interface between the Owner and the Contractor in respect to contract administration and/or other matters which affect the scope of the Work.
    - a) Unless defined otherwise in the Project Manual, the Owner's Project Manager shall be a designated member of the Planning, Design, and Construction Division of the Peoria Park District.
    - b) The Owner's Project Manager will also be the Owner's Representative and will provide construction phase observation and technical administration services, if a consultant Architect has not been engaged to do so, by the Owner.

## SECTION 015000 – TEMPORARY FACILITIES & CONTROLS

- A. MOBILIZATION
1. Furnish all labor, tools, materials, equipment, and incidentals necessary for preparatory work.
  2. Provide and establish personnel, equipment, supplies, materials, offices or buildings, and other facilities necessary to work on the project.
  3. Demobilize all of the above and remove temporary facilities at the completion of the project.
- B. BARRIERS, PROTECTION OF SITE AND PROPERTY
1. GENERAL
    - a) Owner's improvements to remain, existing utilities, as well as adjacent site improvements shall be protected from damage by barriers, guards and coverings. Damaged work shall be replaced or repaired to condition prevailing at time of signing of contract, at no additional cost to Owner.



- b) Provide 6' high, continuous chain link or orange plastic (used materials acceptable) construction fence to prohibit unauthorized personnel or public entry from the site of the Work. (Substitutions may be considered; submit request in writing to the Owner's Representative.)
  - c) Contractor shall provide, erect and maintain additional planking, fences, protective canopies, railings, shoring, lights, warning signs, etc., as needed for the protection of adjacent property and the public.
2. LANDSCAPE PROTECTION
- a) All live, healthy trees, shrubs, etc. on the site or on the street fronts of the site, not specified to be removed and not interfering with installation of new work required hereunder, shall be protected against injury from construction operations.
  - b) All shade trees which are to remain and which are liable to damage during the building operations, shall be properly boxed and protected from damage during the course of construction work as directed by the Park District. **No site-related work shall occur until the required tree protection (fencing, boxing, etc.) has been installed and approved by the Owner or his representative.**
    - 1) LIQUIDATED DAMAGES: The Owner reserves the right to charge the Contractor for damage to existing trees, and to deduct the charges from the amounts due the Contractor, based on the following schedule:
      - aa) Broken limbs 1" or over in diameter: \$50 per caliper inch of limb
      - bb) Trenching or grading within the tree dripline or 20' from the trunk, whichever is less, of trees 4" or over in caliper diameter: \$100 per tree/per foot within dripline, or within 20' minimum if applicable
      - cc) Damage to tree trunks, including "barking", nicking, gouging, etc. \$150 per caliper inch of tree, per each injury
3. BARRIERS/CONSTRUCTION FENCE MATERIALS
- a) 2" open mesh chain link fence, 72" high minimum, galvanized, with appropriately sized posts; gates where indicated.
  - b) Alternate barrier fencing materials may be acceptable, however, no additional payments will be made on account of approval of alternate barrier/safety fencing materials.
  - c) Materials may be new or used, if in serviceable condition.
4. WATCHMAN SERVICE
- a) The Owner will not be responsible for loss due to theft or other damage which is not covered under Property Insurance. The Contractor shall make such arrangements for watchman service as he considers necessary and he shall be responsible for all loss or damage of his property, equipment, material, etc., at the site, and he shall make good such damage or loss without any additional cost to the Owner.
5. EXISTING IMPROVEMENTS - PROTECTION
- a) The Contractor shall be entirely responsible for all injuries to water pipes, electric conduits or cables, drains, sewers, gas mains, poles, telephones and telegraph lines, streets, pavements, sidewalks, curbs, culverts, retaining walls, building walls, foundation walls, or other structures of any kind met with during the progress of the Work, and shall be liable for damages to public or private property resulting therefrom.
- C. CONSTRUCTION ACCESS, ROADS, AND PARKING AREAS
1. CONTRACTOR'S USE OF PREMISES
- a) The Contractor shall require that all personnel who will enter upon the Owner's property certify their awareness of and familiarity with the requirements of this Section.
2. CONSTRUCTION ACCESS
- a) To avoid traffic conflict with vehicles of the Owner's employees and customers, and to avoid over-loading of streets and driveways elsewhere on the Owner's property, limit the access of trucks and equipment to the route shown (IF SHOWN) on the Drawings as "Access Route". If access route is not shown on the Drawings, coordinate construction access and routes with the Owner's Project Manager.
  - b) Do not permit such vehicles to park on any street or other area of the Owner's property except in the area shown on the Drawings as "Contractor's Parking Area". If not shown on the drawings, the Contractor's Parking Area shall be as designated by the Owner's Project Manager.
  - c) Provide adequate protection for curbs and sidewalks over which trucks and equipment pass to reach the job site.
3. SECURITY
- a) Restrict the access of all persons entering upon the Owner's property in connection with the Work to the Access Route and to the actual site of the Work.
- D. TEMPORARY ENVIRONMENTAL CONTROLS
1. GENERAL
- a) Provide temporary environmental controls at the site of the Work to ensure that construction operations have no harmful effects on adjacent properties and on members of the public who may come in proximity to the Work, and/or the employees of the Owner who are engaged in regular daily tasks and operations and are unable to be relocated to another work site during construction operations.
  - b) Owner reserves the right to stop the Work, at the Contractor's expense, until the Contractor provides necessary control measures for the conditions listed below; additionally, the Owner reserves the right to perform or have performed necessary control measures, should the Contractor refuse to do so at the time requested and to deduct the cost of those expenses from the amount due the Contractor.
2. DUST CONTROL
- a) Provide dust control materials to minimize dust from construction operations. Prevent air-borne dust from dispersing into the atmosphere.
3. WATER CONTROL
- a). Control surface water to prevent damage to the project, the site and adjoining properties.
    - 1) Control fill, grading, and ditching to direct surface drainage away from excavations, pits, tunnels, and other construction areas; direct drainage to proper runoff channels or storm drainage utilities.
  - b) Provide, operate and maintain hydraulic equipment of adequate capacity to control surface water.
  - c) Dispose of drainage water in a manner to prevent flooding, erosion silting, or runoff of silt or sediment or other damage to all portions of the site or to adjoining properties.
4. RODENT CONTROL
- a) Provide rodent control to prevent infestation of construction or storage areas.
    - 1) Use methods and materials which will not adversely affect conditions at the site or on adjoining properties.
5. DEBRIS CONTROL
- a) Maintain all areas free of extraneous debris, waste, and rubbish.
6. POLLUTION CONTROL

- a) Prevent contamination of soil, water or atmosphere by the discharge of noxious substances from construction operations.
  - b) Provide equipment and personnel, perform emergency measures to contain all spillages, and to remove contaminated soils or liquids.
    - 1) Excavate and dispose of all contaminated earth off-site. Replace with suitable compacted fill and topsoil.
  - c) Take special measures, as necessary, to prevent harmful substances from entering public waters, including lakes, streams, intermittent drainage channels, and storm or sanitary sewers.
7. EROSION CONTROL
- a) Plan and execute construction and earthwork in a manner to control surface drainage from cuts and fills, and from borrow and waste disposal areas, to prevent erosion and sedimentation.
    - 1) Schedule the Work to minimize the areas of bare soil exposed at one time, if possible.
    - 2) Provide temporary control measures such as berms, dikes, and drains to prevent runoff of silt or sediment from the site.
    - 3) Comply with Section 015713.
- E. PROJECT IDENTIFICATION AND SIGNAGE
- 1. GENERAL
    - a) Provide and install project identification sign, if located and/or called out on the Drawings.
  - 2. SUBMITTALS
    - a) Provide shop drawing(s) of proposed sign/sign installation to Owner's Representative for approval, prior to installation
  - 3. INSTALLATION
    - a) Provide project sign as detailed on Drawings
    - b) If not detailed on Drawings provide project identification sign per the following minimum requirement:
      - 1) Content
        - aa) Name of project
        - bb) Name of Owner
        - cc) Name of Architect(s) and major consultants
        - dd) Names of Contractor and major subcontractors
        - ee) Allow additional 200 characters of text explaining the project
      - 2) Construction
        - aa) Size: 4' x 8'
        - bb) Materials: Min. 5/8" AC DFPA Exterior Plywood, with (2) 4" x 4" x 12' long pressure treated post supports
        - cc) Paint: paint front and back, seal edges, provide content as approved by Owner's Representative. Conform to recognized sign painting standards in selection of paint materials. Use only professional sign painter with three years minimum experience to apply sign graphics and lettering.
      - 3) Install sign in a manner consistent with length of time of construction operations. Remove sign and fill post holes at project completion.
- F. FIELD OFFICES
- 1. TEMPORARY FACILITIES
 

Provide and pay for temporary (new, or used if in serviceable condition) facilities and controls needed for the Work, if called out on the Drawings, which may include, but are not necessarily limited to:

    - a) Temporary utilities such as heat, water, electricity, and telephone;
    - b) Field office for the Contractor's personnel (required if shown on the Drawings; otherwise at the Contractor's option and expense).
      - 1) Conform with requirements for Engineer's Field Office Type B, as defined in Article 646.04 of the Standard Specifications for Road and Bridge Construction - Illinois Department of Transportation.
    - c) Sanitary facilities;
    - d) Enclosures such as tarpaulins, barricades, and canopies;
    - e) Temporary fencing of the construction site;
    - f) Project sign.
  - 2. Comply with Federal, State, and local codes and regulations.
    - a) Maintain temporary facilities and controls in proper and safe condition throughout the progress of the work. The Contractor is responsible for conformance with all safety codes and regulations for all Work under his jurisdiction, including that of Sub-Contractors.
  - 3. Locate temporary facilities as shown on the Drawings, or as approved by the Owner's Representative if not shown on the Drawings.

## SECTION 015713 – EROSION & SEDIMENT CONTROL

- A. RELATED DOCUMENTS
- 1. Drawings and general provisions of the Contract, including General and Supplementary Conditions and Division 1 Specification Sections, apply to this Section.
- B. SUMMARY
- 1. This Section includes the following:
    - a) Site erosion and sediment control
    - b) Silt fencing
    - c) Ditch checks
    - d) Erosion control blankets
    - e) Culvert and inlet protection
    - f) Stabilized entrance
  - 2. Related Sections include the following:
    - a) Division 31 – Earthwork.
    - b) Division 32 – Exterior Improvements.

3. Erosion and Sediment Control Statement: The Peoria Park District takes the issue of construction related erosion and sediment control extremely seriously. The Peoria Park District is a community leader in the conservation and protection of our area's natural resources. This project will be watched closely by both staff and citizens for compliance with erosion and sediment control regulations and specifications.

C. QUALITY ASSURANCE

1. Materials and methods of construction shall comply with the following standards:
  - a) Illinois Department of Transportation
  - b) City of Peoria

D. PRODUCTS

1. Silt Fencing
  - a) Fabric for silt fencing shall consist of woven or nonwoven filaments of polypropylene, polyester, or polyethylene. Fabric shall be resistant to degradation by ultraviolet light and heat exposure. Fabric shall be rot, insect, and mildew proof, and have a high resistance to tearing.
    - 1) Fabric shall comply with the following physical properties:
 

aa) Grab tensile strength (lb) – ASTM D4632	200 (min)
bb) Grab elongation @ break (%) – ASTM D4632	12
cc) Burst strength (psi) – ASTM D751	250 (min)
dd) Trapezoidal tear strength (lb) – ASTM D4533	75
ee) Width (ft)	3.5 (min)
ff) Weight (oz/sq. yd) – ASTM D3776	4.0
gg) Equivalent opening size	30 (nonwoven)
hh) (EOS) sieve no. – Corps of Engrs. CS-02215	50 (woven)
2. Ditch Checks
  - a) Ditch checks will consist of silt fencing with the addition of wire reinforcement.
  - b) Wire shall be 9 gauge.
  - c) Alternate: Straw bales may be used in lieu of silt fencing
3. Posts
  - a) Posts shall be standard “T” or “U” steel posts or wood with a minimum cross section of 3 square inches. Posts shall be a minimum of 60” in length. Posts shall be driven a minimum of 24” into the ground.
4. Erosion Control Blankets
  - a) Excelsior Blanket: Excelsior blanket shall consist of a machine produced mat of wood excelsior of 80% 6” or longer fiber length. The wood from which the excelsior blanket is cut shall be properly cured to achieve adequately curled and barbed fibers.
    - 1) The blanket shall be of consistent thickness, with the fiber evenly distributed over the entire area of the blanket. The excelsior blanket shall be covered on the top side with a 90-day biodegradable extruded plastic mesh netting having an approximate minimum opening of 16 x 16 mm (5/8 x 5/8 in.) to an approximate maximum opening of 50 x 25 mm (2 x 1 in.). The netting shall be substantially adhered to the excelsior blanket by a knitting process using biodegradable thread or by an applied degradable adhesive. The netting shall be substantially adhered to the excelsior by a knitting process using biodegradable thread. The netting shall be entwined with the excelsior blanket for maximum strength and ease of handling.
    - 2) The excelsior blanket shall comply with the following:
 

aa) Minimum width, ± 25 mm (1 in.)	600 mm (24 in.)
bb) Minimum mass ± 10%	0.34 kg/sm (0.63 lb/sq yd)
cc) Minimum length of roll, approximately	45 m (150 ft)
    - 3) The excelsior blanket shall be smolder resistant.
5. Culvert And Inlet Protection
  - a) Culvert protection shall consist of a ditch check immediately upstream of every culvert entrance. Ditch check shall be installed to protect culvert interior from sedimentation.
  - b) Inlet protection shall consist of purpose made devices by:
 

Dandy Products, Inc.  
P. O. Box 1980  
Westerville, Ohio 43086-1980  
Phone: 1-800-591-2284  
Fax: 740-881-2791  
[www.dandyproducts.com](http://www.dandyproducts.com)  
[dlc@dandyproducts.com](mailto:dlc@dandyproducts.com)

or

NILEX, Inc.  
15171 E. Fremont Drive  
Centennial, CO 80112  
Phone: 1-800-537-4241  
Fax: 303-766-1110  
[www.nilex.com](http://www.nilex.com)  
[denver@nilex.com](mailto:denver@nilex.com)
  - c) “Or Equal” substitutions may be made with prior approval of Owner’s Representative.
6. Stabilized Entrance
  - a) Stabilized entrance shall consist of coarse aggregate laid over geotextile fabric.
  - b) Dimensions: 70’ long by 14’ wide.
  - c) Geotextile Fabric: as per requirements of “silt fencing”.
  - d) Aggregate: IDOT Class CA-1, CA-2, cA-3, or CA-4.

E. EXECUTION

1. Site Erosion And Sediment Control

- a) Contractor is responsible for fulfilling terms of City of Peoria Erosion Control Permit and all applicable portions of the "Erosion, Sediment, and Stormwater Control Ordinance of the City of Peoria".
  - b) Install control devices as shown on erosion control plan.
  - c) Install additional measures as needed to control erosion and sedimentation on the site.
2. Silt Fencing Installation
- a) Install silt fencing according to details in plans. The silt fence shall be entrenched to a minimum depth of 8".
  - b) The silt fence shall be installed on the contour, with the ends extending up-slope.
  - c) Install silt fencing before commencing site clearing work.
3. Ditch Check Installation
- a) Install ditch checks according to details in plans.
  - b) Install ditch checks at locations shown on plans.
  - c) Install additional ditch checks as needed to control erosion within drainage swales as site conditions and weather dictate.
  - d) Install ditch checks immediately after swales are graded.
4. Erosion Control Blankets Installation
- a) Install erosion control blankets as needed to control erosion in drainage swales and at the direction of the Owner's Representative.
  - b) Anchor stakes shall be driven at a spacing of 2 feet on center.
5. Culvert And Inlet Protection Installation
- a) Install culvert protection at upstream entrances to all culverts.
  - b) Install culvert protection to intercept waterborne silt and sediment and prevent it from entering culvert pipes.
  - c) Install immediately after culvert installation.
  - d) Install inlet protection according to manufacturer's written instructions at each inlet immediately after inlet construction.
6. Stabilized Construction Entrance Installation
- a) Install stabilized construction entrance and other approved measures as necessary to limit tracking of soil on to all paved surfaces.
  - b) Comply with all City of Peoria codes limiting tracking of soil on to City streets.
7. Maintenance
- a) Inspect silt fences after each rainfall. Repair fencing, failures, end runs, and erosion cuts immediately.
  - b) Remove soil from silt fencing after each rainfall.
  - c) Erosion control maintenance and repair shall be considered incidental to the contract.
  - d) Tracked soil and sediment shall be removed from all paved surfaces on a daily basis.
  - e) Replace or provide new erosion and sediment control measures as needed during construction to provide protection to site and surrounding property for the entire time of construction, or until project is complete.
8. Close-Out
- a) Remove silt fencing and other erosion and sediment control devices after lawn or seeding has been established.
  - b) Soil deposits remaining in place after silt fence is no longer required shall be dressed to conform to existing grade, and seeded with appropriate seed material.

## SECTION 016000 – PRODUCT REQUIREMENTS

### A. MATERIALS AND EQUIPMENT

1. STANDARD SPECIFICATIONS
  - a) Reference herein to known standard specifications of governmental agencies or technical societies shall refer to the latest edition of such specifications, adopted and published at date of these Specifications.
2. MANUFACTURED ARTICLES
  - a) All manufactured articles, materials and equipment to be incorporated in the work shall be new (unless otherwise specified) and of the quality specified and shall be used, erected, installed, connected, cleaned and conditioned as directed by and in conformity with job conditions to produce the best results obtainable.
    - 1) Field measurements for all special products and materials which requires close tolerances or fitting into other items or components of the Work shall be taken on the job by the party furnishing the materials.
3. QUALITY ASSURANCE
  - a) Per the Supplementary Instructions to Bidders, the Bidder by submission of a signed bid form, agrees to install products and equipment by brand and model name or names specified in the Technical Specifications, Divisions 02-35. Substitutions are allowed only in conformance to the following:
    - 1) Proprietary Specification Requirement: Where only a single product or manufacturer is named, provide the product indicated. No substitutions will be permitted.
    - 2) Semiproprietary Specification Requirement: Where two or more products or manufacturers are named, provide one of the products indicated. No substitutions will be permitted
      - aa) Where either of the two cases above prevail, and the named product is accompanied by "or approved equal" substitutions will be allowed only upon written approval of the Owner's Representative prior to submission of bids.
    - 3) Non-Proprietary Specification Requirement: When the Specifications lists products or manufacturers that are available and are accompanied by "or equal", the Contractor may propose any available product that complies with the Specifications' requirements; however, the Owner's Representative shall determine if the produced item complies with those requirements.
    - 4) Descriptive Specification Requirement: Where Specifications describe a product or assembly listing exact characteristics required, with or without use of a brand, trade, or model name, provide a product or assembly that provides the characteristics and otherwise complies with the Contract Documents.
    - 5) Performance Specification Requirement: Where Specifications require compliance with performance requirements, provide products or assembly that comply with these requirements and are recommended by the manufacturer for the application indicated.
    - 6) Compliance with Standards, Codes, and Regulations: Where the Specifications only require compliance with an imposed code, standard, or regulation, select a product that complies with the standard, code, or regulation specified.
  - b) VISUAL MATCHING AND SELECTION. Where the Specifications require matching an established sample or call for "as selected", the Owner's Representative's decision will be final on whether a proposed product matches satisfactorily.

B. STORAGE AND PROTECTION

1. GENERAL

- a) Contractor shall provide and maintain:
  - 1) Storage for materials and equipment to be installed in Project.
  - 2) Protection and security for stored materials and equipment, on and off site.
  - 3) Protection of existing on-site elements to remain.
  - 4) Protection of adjacent properties improvements

2. METHODS

- a) Store off grade and cover with impervious material all moisture or water vulnerable materials.
- b) Store finished products and equipment in an enclosed building, on or off site.
- c) Maintain integrity of shipping cartons until ready for installation.
- d) Provide separate storage for combustible and non-combustible products.
- e) Follow storage recommendations of product and equipment manufacturers.
- f) Other methods shall be subject to Owner's prior written approval.

- 3. The Contractor shall maintain an emergency phone number where a contact person can be notified at any time, Sundays and holidays included, of an emergency condition due to the work which requires immediate repair or protection.

C. SUBSTITUTIONS

- 1. See "SECTION 016000 – A. MATERIALS AND EQUIPMENT" for requirements pertaining to substitution of specified materials, products, equipment, etc.
- 2. Contractor may propose substitute materials, products, equipment, etc., after award of the Bid; however, such proposals are expected to result in a cost savings to the Owner and/or higher quality Work at no additional cost to the Owner.

D. WARRANTIES AND BONDS

1. GENERAL

- a) This Section specifies general administrative and procedural requirements for warranties and bonds required by the Contract Documents, including manufacturer's standard warranties on products and special warranties.
- b) Warranties for the Work and products and installations of each Contractor shall be one (1) year unless specified otherwise in the individual Sections of Divisions 02 through 35.
- c) Disclaimers and Limitations:
  - 1) Manufacturer's disclaimers and limitations on product warranties do not relieve the Contractor of the warranty on the Work that incorporates the products, nor does it relieve suppliers, manufacturers, and Contractors required to countersign special warranties with the Contractor.
  - 2) The responsibility of the Contractor in respect to the required warranties shall not be relieved or limited in any way by the failure of installed components, equipment, materials, etc., due to naturally occurring and/or re-occurring conditions at the site or area of the Work including, but not limited to:
    - aa) ground and soil conditions, especially as related to frost heave;
    - bb) high wind velocities (except those exceeding velocities normally used for calculating wind loading at the site of the Work);
    - cc) rain and water damage (unless caused by winds exceeding normal design limits);
    - dd) ice/snow loading on structures
    - ee) and other naturally occurring or re-occurring site conditions
  - 3) The Contractor shall notify the Owner's Representative, prior to the award of the contract, of any part or component of the Work that is, in his opinion, not designed to accommodate the existing, naturally occurring, or re-occurring conditions of the site, and whether or not a change in the proposed methods of construction, types of equipment, etc., will affect the bid price.
    - aa) Should the proposed change in construction methods, equipment type, etc., result in additional expense, the Owner reserves the right to request proposals from the other bidders and to make award the contract based on the bid amount which includes the proposed change.

2. WARRANTY REQUIREMENTS

- a) Related Damages and Losses: When correcting warranted Work that has failed, remove and replace other Work that has been damaged as a result of such failure or that must be removed and replaced to provide access for correction of warranted Work.
- b) Reinstatement of Warranty: When Work covered by a warranty has failed and been corrected by replacement or rebuilding, reinstate the warranty by written endorsement. The reinstated warranty shall be equal to the original warranty with an equitable adjustment for depreciation.
- c) Replacement cost: Upon determination that Work covered by a warranty has failed, replace or rebuild the Work to an acceptable condition complying with requirements of the Contract Documents. The Contractor is responsible for the cost of replacing or rebuilding defective Work regardless of whether the Owner has benefited from use of the Work through a portion of its anticipated useful service life.
- d) Owner's Recourse: Written warranties made to the Owner are in addition to implied warranties, and shall not limit the duties, obligations, rights and remedies otherwise available under the law, nor shall warranty periods be interpreted as limitations on time in which the Owner can enforce such other duties, obligations, rights or remedies.
  - aa) Rejection of Warranties: The Owner reserves the rights to reject warranties and to limit selections to products with warranties not in conflict with requirements of the Contract Documents.
- e) The Owner reserves the right to refuse to accept Work for the Project where a special warranty, certification, or similar commitment is required on such Work or part of the Work, until evidence is presented that entities required to countersign such commitments are willing to do so.
- f) For specific warranty requirements related to landscape materials, refer to the applicable Section.

3. SUBMITTALS

- a) Submit written warranties to the Owner's Representative prior to the date certified for Substantial Completion. If the Owner's Representative's Certificate of Substantial Completion designates a commencement date for warranties other than the date of Substantial Completion for the Work, or a designated portion of the Work, submit written warranties upon request of the Owner's Representative.
  - 1) When a designated portion of the Work is completed and occupied or used by the Owner, by separate agreement with the Contractor during the construction period, submit properly executed warranties to the Owner's Representative within fifteen days of completion of that designated portion of the Work.
- b) Form of Submittal: At Final Completion, compile two copies of each required warranty and bond properly executed by the Contractor, or by the Contractor, Subcontractor, supplier, or manufacturer. Organize the warranty documents into an orderly sequence based on the table of contents of the Project Manual.
- c) Bind warranties and bonds in heavy-duty, commercial quality, durable 3-ring vinyl covered loose-leaf binders, thickness as necessary to accommodate contents, and sized to receive 8-1/2" by 11" paper.
- d) Provide heavy paper dividers with celluloid covered tabs for each separate warranty. Mark the tab to identify the product or installation. Provide a typed description of the product or installation, including the name of the product, and the name, address and telephone number of the installer.
- e) Identify each binder on the front and the spine with the typed or printed title "WARRANTIES AND BONDS", the project title or name, and the name of the Contractor.
- f) When operating and maintenance manuals are required for warranted construction, provide additional copies of each required warranty, as necessary, for inclusion in each required manual.

## SECTION 017300 – EXECUTION

### A. GEOTECHNICAL DATA

- 1. If the Owner has caused borings or other subsurface investigations to be made, the data or report pursuant to these investigations will be included in the Project Manual, as an Appendix, and labeled as such.
- 2. The Owner and Owner's Representative do not guarantee the accuracy or validity of the data, nor do they assume any responsibility for the Contractor's interpretation of the data.
- 3. The Contractor's may, at his option, perform additional subsurface investigation, however, it shall be at the Contractor's sole expense.

### B. FIELD ENGINEERING

Provide such field engineering services as are required for proper completion of the Work including, but not limited to:

- 1. Establishing and maintaining lines and levels
- 2. Structural design of shores, forms, and similar items provided by the Contractor as part of his means and methods of construction.
- 3. Verify layout information shown on the Drawings, in relation to the property survey and existing benchmarks and control points. Preserve permanent reference points during construction.

### C. COORDINATION OF TRADES AND SUB-CONTRACTORS

- 1. The Contractor shall be responsible for the proper fitting of all work and for the coordination of the operation of all trades, sub-contractors, or materials and men engaged upon the work. He shall be prepared to guarantee to each of his subcontractors the dimensions which may be required for fitting of their work to all surrounding work and shall do, or cause his agents to do, all cutting, fitting, adjusting and patching necessary to make the several parts of the work come together properly and fit the work to receive, or be received by that of other contractors.
- 2. When two or more prime contracts are being executed at one time in such manner that the work on one contract may interfere with the work of another, the Owner's Representative shall decide which contractor shall cease work and which shall continue, or whether the work on both contracts may progress at the same time and in what manner.
  - a) The Contractor shall not cause any unnecessary hindrance or delay to any other contractors on the premises, and shall be responsible for all damages done to the work of other contractors caused by him or by his employees.

### D. REFERENCE AND CONTROL POINTS PROVIDED BY OWNER

In addition to layout procedures provided by the Contractor for proper performance of the Contractor's responsibilities:

- 1. Locate and protect existing control points before starting work on the site.
- 2. Preserve permanent reference points during progress of the Work.
- 3. Do not change or relocate reference points or items of the Work without specific approval from the Owner's Representative.
- 4. Promptly advise the Owner's Representative when a reference point is lost or destroyed, or requires relocation because of other changes in the Work.
- 5. Upon direction of the Owner's Representative, require the field engineer to replace reference stakes or markers.
- 6. Locate such replacement according to the original survey control.

### E. REFERENCE AND CONTROL POINTS PROVIDED BY THE CONTRACTOR

- 1. If not provided by the Owner (and defined as the responsibility of the Owner in the Contract Documents) establish sufficient general reference points in the form of permanent bench marks, grade stakes or other markers as will enable the Contractor to proceed with the Work.
- 2. The Contractor may lay out his own work, or cause the Work to be laid out by a qualified party such as a Registered Land Surveyor or a Professional Engineer, as necessary.
- 3. The Contractor shall establish and be responsible for all lines, elevations and measurements of the structure utilities, installations, and other Work executed by him under the contract.
  - a) Exercise proper precautions to verify the figures and dimensions shown on the drawings before laying out the work; be responsible for any error resulting from failure to exercise such precaution.

## SECTION 017329 - CUTTING AND PATCHING

### A. CHASES AND OPENINGS

- 1. The Contractor is responsible for the provision and/or coordination of all chases, openings and recesses required by work of his own forces, subcontractors or separate contractors.
  - a) Each subcontractor or separate contractor shall be responsible for furnishing advance information to the General Contractor as to exact dimensions and locations of such chases and openings, and shall provide and set in place all necessary sleeves, inserts and forms.

- b) Openings shall be accurately located, neatly cut, and no larger than necessary. Provide all rebuilding, patching, refinishing and painting required to restore the construction to original condition.
- 2. Provide shoring, bracing, and support as required to maintain structural integrity of the project.
- 3. Provide protection from cutting and patching operations as required for other portions of the project; protect the Work and existing improvements in proximity to the cutting and patching operations from the elements.

**SECTION 017419 – CONSTRUCTION WASTE MANAGEMENT & DISPOSAL**

**A. PERIODIC CLEANING**

- 1. Each Contractor shall clean up after his own work as needed and/or ensure that sub-contractors clean up after their work and remove accumulations of waste, debris, and rubbish caused by construction operations.
  - a) Remove all waste, rubbish and debris on a daily basis (if needed), as they accumulate, and after completion of the Work.

**B. PROJECT COMPLETION**

- 1. On completion of the project, the entire job shall be cleaned up and left in perfect condition, including adjacent areas.
  - a) Marred surfaces shall be patched or repaired and touched up to match adjoining surfaces.
  - b) All rubbish shall be removed from the site before acceptance.
  - c) New surfaces and/or exposed elements of the Work shall be protected from stain and marring. These surfaces shall be cleaned to the satisfaction of the Owner's Representative or replaced if said stains or mars are unable to be completely removed

**C. GOVERNMENTAL REGULATIONS**

- 1. Conduct cleaning and disposal operations in compliance with Federal, State and local ordinances and anti-pollution laws and regulations.

**SECTION 017700 - PROJECT CLOSEOUT**

**A. GENERAL**

Work includes:

- 1. Substantial Completion.
- 2. Final Completion
- 3. Closeout submittals.
- 4. Instruction

**B. SUBSTANTIAL COMPLETION**

- 1. Prepare and submit the list ("punch-list") required by the first sentence of Paragraph 9.8.2 of the General Conditions.
  - a) Within a reasonable time after receipt of the list the Owner's Representative will inspect to determine status of completion. Should the Owner's Representative determine that the Work is not Substantially Complete:
    - 1) The Owner's Representative will so notify the Contractor, in writing, giving the reasons therefore.
    - 2) Remedy the deficiencies and notify the Owner's Representative when ready for reinspection.
    - 3) The Owner's Representative will reinspect the Work.
  - b) When the Owner's Representative concurs that the Work is Substantially Complete:
    - 1) The Owner's Representative will prepare a "Certificate of Substantial Completion" on AIA form G704, accompanied by the Contractor's list of items to be completed or corrected, as verified and approved by the Owner's Representative.
    - 2) The Owner's Representative will submit the Certificate to the Owner and to the Contractor for their written acceptance of the responsibilities assigned to them in the Certificate.

**C. FINAL COMPLETION**

- 1. Prepare and submit the notice required by the first sentence of Paragraph 9.10.1 of the General Conditions.
  - a) Verify that the Work is complete including, but not necessarily limited to, the items mentioned in Paragraph 9.8.2 of the General Conditions. Certify that:
    - 1) the Contract Documents have been reviewed;
    - 2) the Work has been inspected for compliance with the Contract Documents;
    - 3) the Work has been completed in accordance with the Contract Documents;
    - 4) equipment and systems have been tested as required, and are operational;
    - 5) the Work is completed and ready for final inspection.
  - b) The Owner's Representative will make a final inspection to verify status of completion and if all "punch-list" items have been completed, and upon receipt of the Contractor's Final Application for Payment, issue a Certificate of Final Completion. Should the Owner's Representative determine that the Work is incomplete or defective:
    - 1) The Owner's Representative will so notify the Contractor, in writing, listing the incomplete or defective work.
    - 2) Remedy the deficiencies promptly, and notify the Owner's Representative when ready for reinspection.
  - c) FINAL APPLICATION FOR PAYMENT
    - 1) Submit a final Application for Payment to the Owner's Representative, showing all adjustments to the Contract Sum.
    - 2) If needed, the Owner's Representative will prepare a final Change Order showing adjustments to the Contract Sum which were not made previously by Change Orders.
    - 3) Include final waivers of lien from the Contractor, sub-contractors, and major suppliers.
    - 4) Final payment will not be released until all close-out submittals have been made, final cleaning has been performed, and required instruction(s) to Owner's personnel have been accomplished.

**D. CLOSEOUT SUBMITTALS**

- 1. When the Owner's Representative determines that the Work is acceptable under the Contract Documents, he will request the Contractor to make closeout submittals. Closeout submittals include, but are not necessarily limited to:
  - a) Project record documents described in "Section 017839".
  - b) Operation and maintenance manuals/data as described in "Section 017823".

- c) Warranties and bonds as described in "Section 016000".
- d) Keys and keying schedule;
- e) Spare parts and materials extra stock;
- f) Evidence of compliance with requirements of governmental agencies having jurisdiction including, but not necessarily limited to:
  - 1) Certificates of Inspection, as required
  - 2) Certificate(s) of Occupancy
- g) Certificates of Insurance for products and completed operations;
- h) Evidence of payment and release of liens.
  - 1) Consent of Surety to Final Payment
  - 2) Contractor's Final Waiver of Lien
  - 3) Separate releases or Waivers of Lien for sub-contractors, suppliers and others with lien rights against the Owner, together with a list of those parties.
- i) List of subcontractors, service organizations, and principal vendors, including names, addresses, and telephone numbers where they can be reached for emergency service at all times including nights, weekends, and holidays.

**SECTION 017823 - OPERATING/MAINTENANCE MANUALS & INSTRUCTION**

**A. GENERAL**

- 1. Compile operating/product data and related information appropriate for Owner's maintenance and operation of products and equipment provided under the Contract.
- 2. Instruct Owner's personnel in operation and maintenance of products, equipment and systems.
- 3. OPERATIONS AND MAINTENANCE DATA REQUIRED:
  - a) Operating and maintenance manuals are required for each area of Work which is listed below, if that area of Work is included within the scope of Work of the project:
    - 1) HVAC
    - 2) Plumbing – including water supply, sewage and waste disposal
    - 3) Electrical
    - 4) Landscape irrigation system
    - 5) Fire sprinkler system
    - 6) Communications equipment and systems
    - 7) Materials and finishes

**B. OPERATIONS/MAINTENANCE MANUALS - FORM OF SUBMITTAL**

- 1. Prepare operating and maintenance manuals in the form of an instructional manual, utilizing heavy-duty, durable 3-ring vinyl covered loose-leaf binders, for use by the Owner's operating personnel. Organize into suitable sets of manageable size. Where possible, assemble instructions for similar equipment into a single binder. Provide when drawings or diagrams are required as part of the manual.
- 2. Provide sturdy manila or kraft envelope, accordion type file folder, or cardboard file boxes, properly labeled, of sufficient size to contain all submittals.
- 3. Submit one copy of data in final form at least fifteen days before final inspection. This copy will be returned within fifteen days after final inspection, with comments. After final inspection make corrections or modifications to comply with the Owner's Representative's comments and submit three copies of each approved manual to the Owner's Representative
- 4. WARRANTIES, BONDS AND SERVICE CONTRACTS
  - a) Provide a copy of each warranty, bond or service contract in the appropriate manual for the information of the Owner's operating personnel. Provide written data outlining procedures to be followed in the event of product failure. List circumstances and conditions that would affect validity of the warranty or bond. Provide list for each product containing name, address, and phone number of:
    - 1) Contractor.
    - 2) Subcontractor.
    - 3) Maintenance contractor, as appropriate.
    - 4) Local supply source for parts and replacement.
  - b) Identify area of responsibility of each contractor.

**C. MANUAL FOR MATERIALS AND FINISHES**

- 1. Submit two (2) copies of complete manual in final form.
- 2. Refer to individual Specification Sections for additional requirements on care and maintenance of materials and finishes.
- 3. Content for products, applied materials and finishes:
  - a) Manufacturer's data, giving full information on products.
    - 1) Catalog number, size, composition.
    - 2) Color and texture designations.
    - 3) Information for re-ordering special-manufactured products.
- 4. Instructions for care and maintenance.
  - a) Manufacturer's recommendations for types of cleaning agents and methods.
  - b) Cautions against cleaning agents and methods detrimental to product.
  - c) Recommended cleaning and maintenance schedule.
- 5. Moisture-Protection and Weather-Exposed Products: Provide complete manufacturer's data with instructions on inspection, maintenance and repair of products exposed to the weather or designed for moisture-protection purposes.
- 6. Manufacturer's Data: Provide manufacturer's data giving detailed information, including the following, as applicable:
  - a) Applicable standards.
  - b) Chemical composition.
  - c) Installation details.
  - d) Inspection procedures.
  - e) Maintenance information.
  - f) Repair procedures.



D. INSTRUCTION

1. Instruct the Owner's personnel in proper operation and maintenance of systems, equipment, and similar items which were provided as part of the Work including, but not limited to;
  - a) Mechanical
  - b) Water supply
  - c) Electrical service/distribution and lighting
  - d) Other items or systems as required in individual sections of the Technical Specifications
2. Instructions for the Owner's Personnel: For instruction of the Owner's operating and maintenance personnel, use experienced instructors thoroughly trained and experienced in the operation and maintenance of the equipment or system involved.

**SECTION 017839 - PROJECT RECORD DOCUMENTS (AS-BUILTS)**

A. DOCUMENTS REQUIRED AT SITE

1. The Contractor shall maintain at the job site one copy of all Drawings, Specifications, Addenda, approved Shop Drawings, Change Orders, and other Contract modifications.
    - a) Each of these project record documents shall be clearly marked "**Project Record Copy**"
    - b) Shall be maintained in good condition
    - c) shall be available at all times for inspection by the Park District, and shall not be used for construction purposes.
- B. Project-record drawings shall be marked up to show significant changes made during construction progress, referenced to visible and accessible features of the structures. Project-record drawings shall be kept current and no work shall be concealed until required information has been recorded.
- C. Record-documents shall be submitted in satisfactory condition to the Park District at the completion of the project. **FINAL COMPLETION OF THE PROJECT WILL NOT BE ATTAINED, AND FINAL PAYMENT WILL BE WITHHELD, UNTIL PROJECT "AS-BUILTS" ARE SUBMITTED TO AND APPROVED BY THE OWNER'S REPRESENTATIVE.**

END OF GENERAL REQUIREMENTS

INDEX  
FOR  
SUPPLEMENTAL SPECIFICATIONS  
AND RECURRING SPECIAL PROVISIONS

Adopted January 1, 2025

This index contains a listing of SUPPLEMENTAL SPECIFICATIONS, frequently used RECURRING SPECIAL PROVISIONS, and LOCAL ROADS AND STREETS RECURRING SPECIAL PROVISIONS.

ERRATA Standard Specifications for Road and Bridge Construction  
(Adopted 1-1-22) (Revised 1-1-25)

SUPPLEMENTAL SPECIFICATIONS

<u>Std. Spec. Sec.</u>	<u>Page No.</u>
202 Earth and Rock Excavation .....	1
204 Borrow and Furnished Excavation .....	2
207 Porous Granular Embankment .....	3
211 Topsoil and Compost .....	4
406 Hot-Mix Asphalt Binder and Surface Course .....	5
407 Hot-Mix Asphalt Pavement (Full-Depth) .....	7
420 Portland Cement Concrete Pavement .....	8
502 Excavation for Structures .....	9
509 Metal Railings .....	10
540 Box Culverts .....	11
542 Pipe Culverts .....	31
550 Storm Sewers .....	40
586 Granular Backfill for Structures .....	47
630 Steel Plate Beam Guardrail .....	48
632 Guardrail and Cable Road Guard Removal .....	49
644 High Tension Cable Median Barrier .....	50
665 Woven Wire Fence .....	51
701 Work Zone Traffic Control and Protection .....	52
781 Raised Reflective Pavement Markers .....	54
782 Reflectors .....	55
801 Electrical Requirements .....	57
821 Roadway Luminaires .....	60
1003 Fine Aggregates .....	61
1004 Coarse Aggregates .....	62
1010 Finely Divided Minerals .....	63
1020 Portland Cement Concrete .....	64
1030 Hot-Mix Asphalt .....	67
1040 Drain Pipe, Tile, and Wall Drain .....	68
1061 Waterproofing Membrane System .....	69
1067 Luminaire .....	70
1097 Reflectors .....	77
1102 Hot-Mix Asphalt Equipment .....	78



**Check Sheet for Recurring Special Provisions**

Local Public Agency	County	Section Number
Pleasure Driveway and Park District of Peoria	Peoria	

**Check this box for lettings prior to 01/01/2025**

The Following Recurring Special Provisions Indicated By An "X" Are Applicable To This Contract And Are Included By Reference:

Recurring Special Provisions

Check Sheet #		Page No.
1	<input type="checkbox"/> Additional State Requirements for Federal-Aid Construction Contracts	79
2	<input type="checkbox"/> Subletting of Contracts (Federal-Aid Contracts)	82
3	<input type="checkbox"/> EEO	83
4	<input type="checkbox"/> Specific EEO Responsibilities Non Federal-Aid Contracts	93
5	<input type="checkbox"/> Required Provisions - State Contracts	98
6	<input type="checkbox"/> Asbestos Bearing Pad Removal	104
7	<input type="checkbox"/> Asbestos Waterproofing Membrane and Asbestos HMA Surface Removal	105
8	<input type="checkbox"/> Temporary Stream Crossings and In-Stream Work Pads	106
9	<input checked="" type="checkbox"/> Construction Layout Stakes	107
10	<input type="checkbox"/> Use of Geotextile Fabric for Railroad Crossing	110
11	<input type="checkbox"/> Subsealing of Concrete Pavements	112
12	<input type="checkbox"/> Hot-Mix Asphalt Surface Correction	116
13	<input type="checkbox"/> Pavement and Shoulder Resurfacing	118
14	<input type="checkbox"/> Patching with Hot-Mix Asphalt Overlay Removal	119
15	<input type="checkbox"/> Polymer Concrete	121
16	<input type="checkbox"/> Reserved	123
17	<input type="checkbox"/> Bicycle Racks	124
18	<input type="checkbox"/> Temporary Portable Bridge Traffic Signals	126
19	<input type="checkbox"/> Nighttime Inspection of Roadway Lighting	128
20	<input type="checkbox"/> English Substitution of Metric Bolts	129
21	<input type="checkbox"/> Calcium Chloride Accelerator for Portland Cement Concrete	130
22	<input type="checkbox"/> Quality Control of Concrete Mixtures at the Plant	131
23	<input checked="" type="checkbox"/> Quality Control/Quality Assurance of Concrete Mixtures	139
24	<input type="checkbox"/> Reserved	155
25	<input type="checkbox"/> Reserved	156
26	<input type="checkbox"/> Temporary Raised Pavement Markers	157
27	<input type="checkbox"/> Restoring Bridge Approach Pavements Using High-Density Foam	158
28	<input type="checkbox"/> Portland Cement Concrete Inlay or Overlay	161
29	<input type="checkbox"/> Portland Cement Concrete Partial Depth Hot-Mix Asphalt Patching	165
30	<input type="checkbox"/> Longitudinal Joint and Crack Patching	168
31	<input type="checkbox"/> Concrete Mix Design - Department Provided	170
32	<input type="checkbox"/> Station Numbers in Pavements or Overlays	171

Local Public Agency

County

Section Number

N Grandview Dr

Pleasure Driveway and Park District of Peoria

Peoria

Pleasure Driveway  
& Park District of Peoria  
Peoria County

The Following Local Roads And Streets Recurring Special Provisions Indicated By An "X" Are Applicable To This Contract And Are Included By Reference:

Local Roads And Streets Recurring Special Provisions

<u>Check Sheet #</u>		<u>Page No.</u>
LRS 1	<b>Reserved</b>	173
LRS 2	<input type="checkbox"/> Furnished Excavation	174
LRS 3	<input checked="" type="checkbox"/> Work Zone Traffic Control Surveillance	175
LRS 4	<input checked="" type="checkbox"/> Flaggers in Work Zones	176
LRS 5	<input type="checkbox"/> Contract Claims	177
LRS 6	<input type="checkbox"/> Bidding Requirements and Conditions for Contract Proposals	178
LRS 7	<input type="checkbox"/> Bidding Requirements and Conditions for Material Proposals	184
LRS 8	<b>Reserved</b>	190
LRS 9	<input type="checkbox"/> Bituminous Surface Treatments	191
LRS 10	<b>Reserved</b>	195
LRS 11	<input checked="" type="checkbox"/> Employment Practices	196
LRS 12	<input checked="" type="checkbox"/> Wages of Employees on Public Works	198
LRS 13	<input checked="" type="checkbox"/> Selection of Labor	200
LRS 14	<input type="checkbox"/> Paving Brick and Concrete Paver Pavements and Sidewalks	201
LRS 15	<input checked="" type="checkbox"/> Partial Payments	204
LRS 16	<input checked="" type="checkbox"/> Protests on Local Lettings	205
LRS 17	<input checked="" type="checkbox"/> Substance Abuse Prevention Program	206
LRS 18	<input type="checkbox"/> Multigrade Cold Mix Asphalt	207
LRS 19	<input type="checkbox"/> Reflective Crack Control Treatment	208

BDE SPECIAL PROVISIONS  
For the January 17 and March 7, 2025 Lettings

The following special provisions indicated by a “check mark” are applicable to this contract and will be included by the Project Coordination and Implementation Section of the Bureau of Design & Environment (BDE).

File Name	#		Special Provision Title	Effective	Revised	
	80099	1	<input type="checkbox"/>	Accessible Pedestrian Signals (APS)	April 1, 2003	Jan. 1, 2022
	80274	2	<input type="checkbox"/>	Aggregate Subgrade Improvement	April 1, 2012	April 1, 2022
	80192	3	<input type="checkbox"/>	Automated Flagger Assistance Devices	Jan. 1, 2008	April 1, 2023
	80173	4	<input type="checkbox"/>	Bituminous Materials Cost Adjustments	Nov. 2, 2006	Aug. 1, 2017
	80426	5	<input type="checkbox"/>	Bituminous Surface Treatment with Fog Seal	Jan. 1, 2020	Jan. 1, 2022
*	80241	6	<input type="checkbox"/>	Bridge Demolition Debris	July 1, 2009	
*	50531	7	<input type="checkbox"/>	Building Removal	Sept. 1, 1990	Aug. 1, 2022
*	50261	8	<input type="checkbox"/>	Building Removal with Asbestos Abatement	Sept. 1, 1990	Aug. 1, 2022
	80460	9	<input checked="" type="checkbox"/>	Cement, Finely Divided Minerals, Admixtures, Concrete, and Mortar	Jan. 1, 2025	
	80384	10	<input checked="" type="checkbox"/>	Compensable Delay Costs	June 2, 2017	April 1, 2019
*	80198	11	<input type="checkbox"/>	Completion Date (via calendar days)	April 1, 2008	
*	80199	12	<input type="checkbox"/>	Completion Date (via calendar days) Plus Working Days	April 1, 2008	
	80461	13	<input type="checkbox"/>	Concrete Barrier	Jan. 1, 2025	
	80453	14	<input type="checkbox"/>	Concrete Sealer	Nov. 1, 2023	
	80261	15	<input type="checkbox"/>	Construction Air Quality – Diesel Retrofit	June 1, 2010	Jan. 1, 2025
*	80029	16	<input type="checkbox"/>	Disadvantaged Business Enterprise Participation	Sept. 1, 2000	Mar. 2, 2019
	80229	17	<input type="checkbox"/>	Fuel Cost Adjustment	April 1, 2009	Aug. 1, 2017
	80452	18	<input type="checkbox"/>	Full Lane Sealant Waterproofing System	Nov. 1, 2023	
	80447	19	<input type="checkbox"/>	Grading and Shaping Ditches	Jan. 1, 2023	
	80433	20	<input type="checkbox"/>	Green Preformed Thermoplastic Pavement Markings	Jan. 1, 2021	Jan. 1, 2022
	80456	21	<input checked="" type="checkbox"/>	Hot-Mix Asphalt	Jan. 1, 2024	Jan. 1, 2025
	80446	22	<input type="checkbox"/>	Hot-Mix Asphalt - Longitudinal Joint Sealant	Nov. 1, 2022	Aug. 1, 2023
	80438	23	<input type="checkbox"/>	Illinois Works Apprenticeship Initiative – State Funded Contracts	June 2, 2021	April 2, 2024
	80450	24	<input type="checkbox"/>	Mechanically Stabilized Earth Retaining Walls	Aug. 1, 2023	
	80441	25	<input checked="" type="checkbox"/>	Performance Graded Asphalt Binder	Jan. 1, 2023	
	80459	26	<input type="checkbox"/>	Preformed Plastic Pavement Marking	June 2, 2024	
*	34261	27	<input type="checkbox"/>	Railroad Protective Liability Insurance	Dec. 1, 1986	Jan. 1, 2022
	80455	28	<input checked="" type="checkbox"/>	Removal and Disposal of Regulated Substances	Jan. 1, 2024	April 1, 2024
	80445	29	<input checked="" type="checkbox"/>	Seeding	Nov. 1, 2022	
	80457	30	<input type="checkbox"/>	Short Term and Temporary Pavement Markings	April 1, 2024	April 2, 2024
	80462	31	<input type="checkbox"/>	Sign Panels and Appurtenances	Jan. 1, 2025	
	80448	32	<input type="checkbox"/>	Source of Supply and Quality Requirements	Jan. 2, 2023	
	80340	33	<input type="checkbox"/>	Speed Display Trailer	April 2, 2014	Jan. 1, 2022
	80127	34	<input type="checkbox"/>	Steel Cost Adjustment	April 2, 2004	Jan. 1, 2022
	80397	35	<input type="checkbox"/>	Subcontractor and DBE Payment Reporting	April 2, 2018	
	80391	36	<input type="checkbox"/>	Subcontractor Mobilization Payments	Nov. 2, 2017	April 1, 2019
	80437	37	<input type="checkbox"/>	Submission of Payroll Records	April 1, 2021	Nov. 2, 2023
	80435	38	<input type="checkbox"/>	Surface Testing of Pavements – IRI	Jan. 1, 2021	Jan. 1, 2023
*	20338	39	<input type="checkbox"/>	Training Special Provisions	Oct. 15, 1975	Sept. 2, 2021
	80429	40	<input type="checkbox"/>	Ultra-Thin Bonded Wearing Course	April 1, 2020	Jan. 1, 2022
	80439	41	<input checked="" type="checkbox"/>	Vehicle and Equipment Warning Lights	Nov. 1, 2021	Nov. 1, 2022
	80458	42	<input type="checkbox"/>	Waterproofing Membrane System	Aug. 1, 2024	
	80302	43	<input type="checkbox"/>	Weekly DBE Trucking Reports	June 2, 2012	Nov. 1, 2021
	80454	44	<input type="checkbox"/>	Wood Sign Support	Nov. 1, 2023	
	80427	45	<input checked="" type="checkbox"/>	Work Zone Traffic Control Devices	Mar. 2, 2020	Jan. 1, 2025
*	80071	46	<input type="checkbox"/>	Working Days	Jan. 1, 2002	

Highlighted items indicate a new or revised special provision for the letting.

An \* indicates the special provision requires additional information from the designer, which needs to be submitted separately. The Project Coordination and Implementation Section will then include the information in the applicable special provision.

The following special provisions have been deleted from use.

<u>File Name</u>	<u>Special Provision Title</u>	<u>Effective</u>	<u>Revised</u>
80449	Cement, Type IL	Aug. 1, 2023	
80451	Portland Cement Concrete	Aug. 1, 2023	

The following special provisions are in the 2025 Supplemental Specifications and Recurring Special Provisions.

<u>File Name</u>	<u>Special Provision Title</u>	<u>New Location(s)</u>	<u>Effective</u>	<u>Revised</u>
80434	Corrugated Plastic Pipe (Culvert and Storm Sewer)	Articles 542.03, 550.03, 1040.03, 1040.04(b), 1040.04(d) & 1040.08	Jan. 1, 2021	
80443	High Tension Cable Median Barrier Removal	Section 632	April 1, 2022	
80045	Material Transfer Device	Articles 406.03, 406.06(f), 406.13(b), 406.14 & 1102.02	Nov 15, 1999	Jan. 1, 2022
80410	Traffic Spotters	Article 701.13	Jan. 1, 2019	

## GUIDE BRIDGE SPECIAL PROVISION INDEX/CHECK SHEET

Effective as of the: November 8, 2024 Letting

N Grandview Dr  
Pleasure Driveway  
& Park District of Peoria  
Peoria County

√	<u>File Name</u>	<u>Title</u>	<u>Effective</u>	<u>Revised</u>
	GBSP4	Polymer Modified Portland Cement Mortar	June 7, 1994	April 1, 2016
	GBSP13	High-Load Multi-Rotational Bearings	Oct 13, 1988	June 28, 2024
	GBSP14	Jack and Remove Existing Bearings	Apr 20, 1994	April 13, 2018
	GBSP16	Jacking Existing Superstructure	Jan 11, 1993	April 13, 2018
	GBSP18	Modular Expansion Joint	May 19, 1994	Oct 27, 2023
	GBSP21	Cleaning and Painting Contact Surface Areas of Existing Steel Structures	Jun 30, 2003	Oct 23, 2020
	GBSP25	Cleaning and Painting Existing Steel Structures	Oct 2, 2001	April 15, 2022
	GBSP26	Containment and Disposal of Lead Paint Cleaning Residues	Oct 2, 2001	Apr 22, 2016
	GBSP28	Deck Slab Repair	May 15, 1995	Feb 2, 2024
	GBSP29	Bridge Deck Microsilica Concrete Overlay	May 15, 1995	April 30, 2021
	GBSP30	Bridge Deck Latex Concrete Overlay	May 15, 1995	April 30, 2021
	GBSP31	Bridge Deck High-Reactivity Metakaolin (HRM) Conc Overlay	Jan 21, 2000	April 30, 2021
	GBSP33	Pedestrian Truss Superstructure	Jan 13, 1998	Oct 27, 2023
	GBSP34	Concrete Wearing Surface	Jun 23, 1994	Oct 4, 2016
	GBSP45	Bridge Deck Thin Polymer Overlay	May 7, 1997	June 28, 2024
	GBSP53	Structural Repair of Concrete	Mar 15, 2006	Aug 9, 2019
	GBSP55	Erection of Curved Steel Structures	Jun 1, 2007	
	GBSP59	Diamond Grinding and Surface Testing Bridge Sections	Dec 6, 2004	April 15, 2022
	GBSP60	Containment and Disposal of Non-Lead Paint Cleaning Residues	Nov 25, 2004	April 22, 2016
	GBSP61	Slipform Parapet	Jun 1, 2007	April 15, 2022
	GBSP67	Structural Assessment Reports for Contractor's Means and Methods	Mar 6, 2009	Oct 5, 2015
	GBSP71	Aggregate Column Ground Improvement	Jan 15, 2009	Oct 15, 2011
	GBSP72	Bridge Deck Fly Ash or GGBF Slag Concrete Overlay	Jan 18, 2011	April 30, 2021
	GBSP78	Bridge Deck Construction	Oct 22, 2013	Dec 21, 2016
	GBSP79	Bridge Deck Grooving (Longitudinal)	Dec 29, 2014	Mar 29, 2017
	GBSP81	Membrane Waterproofing for Buried Structures	Oct 4, 2016	March 1, 2019
	GBSP82	Metallizing of Structural Steel	Oct 4, 2016	Oct 20, 2017
	GBSP83	Hot Dip Galvanizing For Structural Steel	Oct 4, 2016	June 28, 2024
	GBSP85	Micropiles	Apr 19, 1996	Oct 23, 2020
	GBSP86	Drilled Shafts	Oct 5, 2015	Oct 27, 2023
	GBSP87	Lightweight Cellular Concrete Fill	Nov 11, 2001	Apr 1, 2016
	GBSP88	Corrugated Structural Plate Structures	Apr 22, 2016	April 13, 2018
	GBSP89	Preformed Pavement Joint Seal	Oct 4, 2016	March 24, 2023
	GBSP90	Three Sided Precast Concrete Structure (Special)	Dec 21, 2016	March 22, 2024
	GBSP91	Crosshole Sonic Logging Testing of Drilled Shafts	Apr 20, 2016	March 24, 2023
	GBSP92	Thermal Integrity Profile Testing of Drilled Shafts	Apr 20, 2016	March 24, 2023
	GBSP93	Preformed Bridge Joint Seal	Dec 21, 2016	June 28, 2024
	GBSP94	Warranty for Cleaning and Painting Steel Structures	Mar 3, 2000	Nov 24, 2004
	GBSP96	Erection of Bridge Girders Over or Adjacent to Railroads	Aug 9, 2019	
	GBSP97	Folded/Formed PVC Pipeliner	April 15, 2022	
✓	GBSP98	Cured-in-Place Pipe Liner	April 15, 2022	
	GBSP99	Spray-Applied Pipe Liner	April 15, 2022	
	GBSP100	Bar Splicers, Headed Reinforcement	Sept 2, 2022	Oct. 27, 2023
	GBSP101	Noise Abatement Wall, Ground Mounted	Dec 9, 2022	June 28, 2024
	GBSP102	Noise Abatement Wall, Structure Mounted	Dec 9, 2022	June 28, 2024
	GBSP103	Noise Abatement Wall Anchor Rod Assembly	Dec 9, 2022	

LIST ADDITIONAL SPECIAL PROVISIONS BELOW

N Grandview Dr  
 Pleasure Driveway  
 & Park District of Peoria  
 Peoria County


The following Guide Bridge Special Provisions have been incorporated into other specifications:

File Name	Title	Location
GBSP12	Drainage System	SSRBC 523
GBSP15	Three Sided Precast Concrete Structure	Superseded by GBSP90
GBSP51	Pipe Underdrain for Structures	SSRBC 601
GBSP56	Setting Piles in Rock	SSRBC 512
GBSP75	Bond Breaker for Prestressed Concrete Bulb-T Beams	SSRBC 504



## Index of Sheets

<u>Description</u>	<u>Page No.</u>
Location of Project	1
Description of Work	1
Basis of Payment	1
Traffic Control Plan	1
Traffic Control and Protection, (Special)	2
Combination Concrete Curb and Gutter Transition	2
Connection to Existing Sewer	3
Hot-Mix Asphalt Surface Removal, Variable Depth	3
Plug Existing Pipe	3
Seeding (Complete)	4
Storm Sewer Removal	4
Prevailing Wage Rates	4
Inlets, Type G-1 (Special)	5
Storm Sewer, (Water Main Quality Pipe)	5
Subgrade Treatment	7
Utilities – Locations/Information on Plans	8
PCC Automatic Batching Equipment	8
Status of Utilities/Utilities to be Adjusted	9
Cement, Finely Divided Minerals, Admixtures, Concrete, and Mortar (BDE)	11
Compensable Delay Costs (BDE)	22
Hot-Mix Asphalt (BDE)	26
Performance Graded Asphalt Binder (BDE)	28
Removal and Disposal of Regulated Substances (BDE)	33

<b><u>Description</u></b>	<b><u>Page No.</u></b>
Seeding (BDE)	35
Vehicle and Equipment Warning Lights (BDE)	41
Work Zone Traffic Control Devices (BDE)	42
Insurance (BLRS)	44
Cured-In-Place Pipe Liner (GB)	45

# **PLEASURE DRIVEWAY AND PARK DISTRICT OF PEORIA PEORIA COUNTY**

---

## **SPECIAL PROVISIONS**

The following Special Provisions supplement the "Standard Specifications for Road and Bridge Construction," Adopted January 1, 2022, the latest edition of the "Manual on Uniform Traffic Control Devices for Streets and Highways," and the "Manual of Test Procedures of Materials" in effect on the date of invitation for bids, and the Supplemental Specifications and Recurring Special Provisions indicated on the Check Sheet included herein which apply to and govern the construction of Grandview Drive drainage improvements in the Village of Peoria Heights, Peoria County, IL, and in case of conflict with any part or parts of said Specifications, the said Special Provisions shall take precedence and shall govern.

Herein these Special Provisions, "the Department" shall refer to the Owner. "The Engineer" shall refer to the Owner's Representative.

### **LOCATION OF PROJECT**

The project is located on Grandview Drive between Gibson Avenue and Roosevelt Road in the Village of Peoria Heights in Peoria County, IL.

### **DESCRIPTION OF WORK**

This project includes the improvement of the storm sewer system along Grandview Drive in the Village of Peoria Heights. This work consists of removing and replacing inlet structures and storm sewer pipe, placing a new manhole structure to connect to the existing outfall, embankment, and other collateral work necessary to complete the project.

### **BASIS OF PAYMENT**

This project will be bid on a single Lump Sum basis. All pay items and methods of payments and measurements are for information only. All special provisions, with special attention towards BDE, Guide Bridge, and BLRS special provisions, with a basis of payment stating otherwise of the project Lump Sum will be disregarded and void.

### **TRAFFIC CONTROL PLAN**

Traffic control shall be in accordance with the applicable sections of the "Standard Specifications for Road and Bridge Construction," the applicable guidelines contained in the "Illinois Manual on Uniform Traffic Control Devices for Streets and Highways," these Special Provisions, and any special details and Highway Standards contained herein and in the plans.

Special attention is called to Section 701 and Articles 107.09 and 107.14 of the "Standard Specifications for Road and Bridge Construction" and the following Highway Standards relating to traffic control:

701001 701006 701011 701501 701801 701901

Special attention is called to Section 1106 of the Standard Specifications.

### **TRAFFIC CONTROL AND PROTECTION, (SPECIAL)**

This work shall consist of furnishing, installing, maintaining and removal of all traffic control required for the purpose of regulating, warning or directing traffic and pedestrians for all construction activities for the drainage improvements on N Grandview Drive between Gibson Avenue and E Roosevelt Road in the Village of Peoria Heights, IL. This work shall be completed in accordance with Article 107.14 and Section 701 of the Standard Specifications, all applicable Highway Standards, the Special Provisions and as specified herein.

The Contractor shall furnish, install and maintain all temporary signing as specified in the Highway Standards. This work will not be paid for separately but will be governed by Article 107.25 of the Standard Specifications.

The governing factor in the execution and staging of work for this project is to provide the motoring public and pedestrians with the safest possible travel conditions through the construction zone. The Contractor shall arrange his/her operations to keep closing of lanes to a minimum.

Traffic Control Devices include signs and their supports, signals, pavement markings, barricades with sandbags, channelizing devices, warning lights, arrow boards, flaggers, or any other device used for the purpose of regulating, detouring, warning or guiding traffic through or around the construction zone.

This work will be included in the cost of the contract and shall be payment in full for all labor, materials, and equipment required to furnish and install the traffic control as described above and as shown in the plans. No additional compensation will be paid.

No additional compensation will be made for any alterations, modifications, or additions necessary to accommodate the traffic control to construct the various work items shown in the plans.

The furnishing, installation and removal of temporary signing and aggregate for temporary access will not be paid for separately but will be included in the cost of the contract.

### **COMBINATION CONCRETE CURB AND GUTTER TRANSITION**

This work shall be performed in accordance with Section 606 of the Standard Specifications and the details in the plans.

Unsuitable material encountered in the sub-grade shall be removed and replaced with CA-6 aggregate. Additional material needed to provide an adequate sub-grade and/or to bring the sub-grade up to grade shall also be CA-6 aggregate. This work shall be performed in accordance with Articles 202.03 and 606.05 and no additional compensation will be allowed for the excavation of unsuitable material and CA-6 material required to provide a stable sub-grade.

The use of a 10-foot straight edge in accordance with Article 606.06 will be required.

### **CONNECTION TO EXISTING SEWER**

This work shall consist of reconnecting the existing storm sewers at the locations specified in the plans. This work shall be done in accordance with Section 550 of the Standard Specifications.

Any end treatment, pipe tee, or elbow that is required to reconnect the existing storm sewers will be in accordance with Article 542.07 and Article 542.08 of the Standard Specifications.

### **HOT-MIX ASPHALT SURFACE REMOVAL, VARIABLE DEPTH**

The locations of the surface removal are shown on the plans.

The work shall consist of milling variable depth to create a smooth profile and to accommodate the HMA Surface Course from the existing roadway to the edge of the curb and gutter.

Cleanup: After cold milling a traffic lane and before opening the lane to traffic, the pavement shall be swept by a (a) self-propelled street sweeper with power vacuum capability or (b) mechanical broom to prevent compaction of the cuttings onto the pavement. All loose material shall be removed from the roadway. Before the prime coat is placed, the pavement shall be cleaned of all foreign material to the satisfaction of the Owner's Representative.

Areas not milled (shadow areas) due to rutting in the existing pavement surface will be included.

Removal of occasional concrete patches in the surface to the required depth shall be accomplished concurrently with the removal of the bituminous surface, and these areas shall be included in the cost of the contract.

### **PLUG EXISTING PIPE**

This work shall consist of supplying all labor, materials and equipment required for the construction of controlled low-strength material plugs in existing pipes at locations specified in the plans.

Materials shall be according to the following Sections of the Standard Specifications:

- (a) Class SI Concrete.....1020

The first 2 feet of each pipe end specified shall be plugged. The plugs shall set a minimum of 24 hours.

## **SEEDING (COMPLETE)**

Seeding and fertilizing shall be done in accordance with Section 250 of the Standard Specifications.

The materials may be purchased locally and placed as directed by the Owner's Representative. The seed mixture shall meet the Class 3 seeding mixture or as approved by the Owner's Representative.

All seeds shall meet the purity and noxious weed requirements of Article 1081.04 of the Standard Specifications and be approved by the Owner's Representative.

The fertilizer nutrients shall be applied at a rate of 270 lbs. of actual nutrients per acre. The fertilizer furnished shall be ready mixed material having a ratio of (1-1-1).

The Contractor shall provide the Owner's Representative with the test results from the seed container and the chemical analysis of the fertilizer nutrients.

This work also consists of the use of Heavy Duty Erosion Control Blanket. The erosion control blanket shall be in accordance with Article 251.04 of the Standard Specifications.

## **STORM SEWER REMOVAL**

This work consists of removing existing storm sewers of various sizes. This work shall be performed in accordance with Article 551.03 of the Standard Specifications.

## **PREVAILING WAGE RATES**

The Contractor shall comply with all applicable provisions of the Prevailing Wage Act.

All questions of applicability of the Prevailing Wage Act are governed by the determinations of the Illinois Department of Labor (IDOL). Prevailing wage rates may be obtained from IDOL's website at:

<https://www2.illinois.gov/idol/laws-rules/conmed/pages/rates.aspx>

## **INLETS, TYPE G-1, SPECIAL**

Effective October 1, 1995      Revised January 1, 2007

This work shall consist of furnishing all labor, equipment, and material for the construction of Type G-1, Special inlets and Combination Concrete Curb and Gutter in accordance with Sections 602 and 606 of the Standard Specifications and the details in the plans.

Add "INLETS, G-1, SPECIAL" to Article 602.16 of the Standard Specifications. Delete the first paragraph in Articles 606.14 and 606.15.

## **STORM SEWER, (WATER MAIN QUALITY PIPE)**

Effective January 1, 2011  
Revised January 1, 2021

This work consists of constructing storm sewer to meet water main standards, as required by the IEPA or when otherwise specified. The work shall be performed in accordance with applicable parts of Section 550 of the Standard Specifications, applicable sections of the current edition of the IEPA Regulations (Title 35 of the Illinois Administrative Code, Subtitle F, Chapter II, Section 653.119), the applicable sections of the current edition of the "Standard Specifications for Water and Sewer Main Construction in Illinois", and as herein specified.

This provision shall govern the installation of all storm sewers which do not meet IEPA criteria for separation distance between storm sewers and water mains. Separation criteria for storm sewers placed adjacent to water mains and water service lines are as follows:

- (1) Water mains and water service lines shall be located at least 10 feet (3.05 meters) horizontally from any existing or proposed drain, storm sewer, sanitary sewer, or sewer service connections.
- (2) Water mains and water service lines may be located closer than 10 feet (3.05 meters) to a sewer line when:
  - (a) Local conditions prevent a lateral separation of 10 feet (3.05 meters); and
  - (b) The water main or water service invert is 18 inches (460 mm) above the crown of the sewer; and
  - (c) The water main or water service is either in a separate trench or in the same trench on an undisturbed earth shelf located to one side of the sewer.
- (3) A water main or water service shall be separated from a sewer so that its invert is a minimum of 18 inches (460 mm) above the crown of the drain or sewer whenever water mains or services cross storm sewers, sanitary sewers or sewer service connections. The vertical separation shall be maintained for that portion of the water main or water services located within 10 feet (3.05 meters) horizontally of any sewer or drain crossed.

When it is impossible to meet (1), (2) or (3) above, the storm sewer shall be constructed of concrete pressure pipe, slip-on or mechanical joints ductile iron pipe, or PVC pipe equivalent to water main standards of construction. Construction shall extend on each side of the crossing until the perpendicular distance from the water main or water service to the sewer or drain line is at least 10 feet (3.05 meters). Storm sewer meeting water main requirements shall be constructed of the following pipe materials:

#### Concrete Pressure Pipe

Concrete pressure pipe shall conform to the latest ANSI/AWWA C300, C301, or C303.

Joints shall conform to Article 41-2.07B of the "Standard Specifications for Water and Sewer Main Construction in Illinois."

#### Ductile Iron Pipe

Ductile Iron pipe shall conform to ANSI A 21.51 (AWWA C151), class or thickness designed per ANSI A 2150 (AWWA C150), tar (seal) coated and/or cement lined per ANSI A 21.4 (AWWA C104), with a mechanical or rubber ring (slip seal or push on) joints.

Joints for ductile iron pipe shall be in accordance with the following applicable specifications.

1. Mechanical Joints - AWWA C111 and C600
2. Push-On Joints - AWWA C111 and C600

#### Plastic Pipe

Plastic pipe shall be marked with the manufacturer's name (or trademark); ASTM or AWWA specification; Schedule Number, Dimension Ratio (DR) Number or Standard Dimension Ratio (SDR) Number; and Cell Class. The pipe and fittings shall also meet NSF Standard 14 and bear the NSF seal of approval. Fittings shall be compatible with the type of pipe used. The plastic pipe options shall be in accordance with the following:

1. Polyvinyl Chloride (PVC) conforming to ASTM Standard D 1785. Schedule 80 is the minimum required for all pipe sizes, except when the pipe is to be threaded, and then it shall be Schedule 120. It shall be made from PVC compound meeting ASTM D 1784, Class 12454C.
2. Polyvinyl Chloride (PVC) conforming to ASTM D 2241. A minimum wall thickness of SDR 26 is required for all pipe sizes (Note: The lower the SDR number, the higher the wall thickness and pressure rating). It shall be made from PVC compound meeting ASTM D 1784, Class 12454B.
3. Chlorinated Polyvinyl Chloride (CPVC) conforming to ASTM F 441. A minimum of Schedule 80 is required for all pipe sizes. Threaded joints are not allowed. It shall be made from CPVC compound meeting ASTM D 1784, Class 23447B.



4. Chlorinated Polyvinyl Chloride (CPVC) conforming to ASTM F 442M/F422M. A minimum wall thickness of SDR 26 is required for all pipe sizes (Note: The lower the SDR number, the higher the wall thickness and pressure rating). It shall be made from CPVC compound meeting ASTM D 1784.
5. Polyvinyl Chloride (PVC) conforming to ANSI/AWWA C900. A minimum of wall thickness of DR 25 is required for all pipe sizes (Note: The lower the DR number, the higher the wall thickness and pressure rating). It shall be made from PVC compound meeting ASTM D 1784, Class 12454.
6. Polyvinyl Chloride (PVC) conforming to ANSI/AWWA C905. A minimum of wall thickness of DR 26 is required for all pipe sizes (Note: The lower the DR number, the higher the wall thickness and pressure rating). It shall be made from PVC compound meeting ASTM D 1784, Class 12454.

Joining of plastic pipe shall be by push-on joint, solvent welded joint, heat welded joint, flanged joint, or threaded joint, butt fused or electro fused, in accordance with the pipe manufacturer's instructions and industry standards. Special precautions shall be taken to insure clean, dry contact surfaces when making solvent or heat welded joints. Adequate setting time shall be allowed for maximum strength.

Elastometric seals (gaskets) used for push-on joints shall comply with ASTM F477.

Solvent cement shall be specific for the plastic pipe material and shall comply with ASTM D 2564 (PVC) or ASTM F 493 (CPVC) and be approved by NSF.

## **SUBGRADE TREATMENT**

Effective July 1, 1990 Revised January 1, 2022

Revise first sentence of first paragraph of Article 301.04 as follows:

“When compacted, the subgrade shall have a minimum dry density of 95 percent of the standard laboratory dry density and a minimum immediate bearing value (IBV) of 4.”

Delete the second paragraph (including subparagraphs a, b, and c) of Article 301.04 of the Standard Specifications and replace it with the following:

“In cut sections the contractor responsible for the rough grading shall obtain not less than 95% of the standard laboratory density and not more than 110% of the optimum moisture for the top 1' (300mm) of the subgrade.

The Contractor may, at his/her option, add a drying agent to lower the moisture content as specified. The drying agent must be approved by the Owner's Representative prior to use. Additional compensation will not be allowed for the use of a drying agent, but will be considered as included in the cost of the various earthwork items.”

## **UTILITIES – LOCATIONS/INFORMATION ON PLANS**

Effective: November 8, 2013

The locations of existing water mains, gas mains, sewers, electric power lines, telephone lines, and other utilities as shown on the plans are based on field investigation and locations provided by the utility companies, but they are not guaranteed. Unless elevations are shown, all utility locations shown on the cross sections are based on the approximate depth supplied by the utility company. It shall be the Contractor's responsibility to ascertain their exact location from the utility companies and by field inspection.

## **PCC AUTOMATIC BATCHING EQUIPMENT**

Effective: April 23, 2010      Revised: August 1, 2023

Portland cement concrete provided shall be produced from batch plants that conform to the requirements of Article 1103.03 (a) and (b) of the Standard Specifications for Road and Bridge Construction. Semi-automatic batching will not be allowed.

Plants shall have computerized batching interfaced with a printer. IDOT Producer Number, IDOT Concrete Material Code, batch weights, aggregate mixtures, water added, amount of each admixture or additive, and percent variance from design shall be printed for each batch. The ticket shall state the actual water-cement ratio as batched, and the amount of water that can be added to the batch without exceeding the maximum water-cement ratio. Truck delivery tickets will still be required as per Article 1020.11 (a)(7) of the Standard Specifications.

**STATUS OF UTILITIES/UTILITIES TO BE ADJUSTED**

Effective: January 21, 2005

The following utilities are located within the project limits. For relocations, the utility companies have provided the estimated dates.

<b>Name, Contact, Address And Phone Number of Utility</b>	<b>Type</b>	<b>Location</b>	<b>Relocation Needed</b>	<b>Estimated Date Relocation Completed</b>
Leslie Crownover Ameren Illinois #6 Richard Mark Way Collinsville, IL 62234 O: 618-343-8221 <a href="mailto:lcrownover@ameren.com">lcrownover@ameren.com</a>	Gas Electric	Underground Aerial/UG	Potential N/A	Before/During Const. N/A
AT&T Distribution Keri Martin 1000 Commerce Dr. Floor 1 Oak Brook, IL 60523 O: 630-573-5789	Phone	Aerial/UG	N/A	N/A
AT&T Transmission Vanessa Ross O: 217-817-2314	Phone	N/A	N/A	N/A
AT&T Metro	Phone	N/A	N/A	N/A
Martha Gieras Comcast 688 Industrial Dr. Elmhurst, IL 60126 O: 224-229-5862 <a href="mailto:Martha_gieras@cable.comcast.com">Martha_gieras@cable.comcast.com</a>	Cable	Aerial/UG	N/A	N/A

<b>Name, Contact, Address And Phone Number of Utility</b>	<b>Type</b>	<b>Location</b>	<b>Relocation Needed</b>	<b>Estimated Date Relocation Completed</b>
City of Peoria Paola Mendez 3505 N Dries Ln Peoria, IL 61604 309-494-8800	Unknown	N/A	N/A	N/A
Village of Peoria Heights Chris Chandler 3838 N Boulevard Ave Peoria Heights, IL 61616 O: 309-686-2375	Water Main	Underground	Potential	Before/During Const.
Greater Peoria Sanitary District Maria Zavala 2322 S Darst St Peoria, IL 61607 309-637-3511	Sanitary	Underground	Potential	Before/During Const.

The above represents the best information and is only included for the convenience of the bidder. The applicable provisions of Recurring Special Provisions LRS1, LRS6 and Articles 105.07, 107.20, 107.31 and 108.02 of the Standard Specifications for Road and Bridge Construction shall apply.

The estimated utility relocation dates should be part of the progress schedule submitted by the Contractor. If any utility adjustments or relocations have not been completed by the above dates specified and when required by the Contractor's operations after these dates, the Contractor should notify the Engineer in writing. A request for an extension of time will be considered to the extent the Contractor's critical path schedule is affected.

**CEMENT, FINELY DIVIDED MINERALS, ADMIXTURES; CONCRETE, AND MORTAR (BDE)**

Effective: January 1, 2025

Revise the first paragraph of Article 285.05 of the Standard Specifications to read:

**“285.05 Fabric Formed Concrete Revetment Mat.** The grout shall consist of a mixture of cement, fine aggregate, and water so proportioned and mixed as to provide a pumpable slurry. Fly ash or ground granulated blast furnace (GGBF) slag, and concrete admixtures may be used at the option of the Contractor. The grout shall have an air content of not less than 6.0 percent nor more than 9.0 percent of the volume of the grout. The mix shall obtain a compressive strength of 2500 psi (17,000 kPa) at 28 days according to Article 1020.09.”

Revise Article 302.02 of the Standard Specifications to read:

**“302.02 Materials.** Materials shall be according to the following.

Item	Article/Section
(a) Cement .....	1001
(b) Water .....	1002
(c) Hydrated Lime .....	1012.01
(d) By-Product, Hydrated Lime .....	1012.02
(e) By-Product, Non-Hydrated Lime .....	1012.03
(f) Lime Slurry .....	1012.04
(g) Fly Ash .....	1010
(h) Soil for Soil Modification (Note 1) .....	1009.01
(i) Bituminous Materials (Note 2) .....	1032

Note 1. This soil requirement only applies when modifying with lime (slurry or dry).

Note 2. The bituminous materials used for curing shall be emulsified asphalt RS-2, CRS-2, HFE 90, or HFE 150; rapid curing liquid asphalt RC-70; or medium curing liquid asphalt MC-70 or MC-250.”

Revise Article 312.07(c) of the Standard Specifications to read:

“(c) Cement .....1001”

Add Article 312.07(i) of the Standard Specifications to read:

“(i) Ground Granulated Blast Furnace (GGBF) Slag .....1010”

Revise the first paragraph of Article 312.09 of the Standard Specifications to read:

**“312.09 Proportioning and Mix Design.** At least 60 days prior to start of placing CAM II, the Contractor shall submit samples of materials to be used in the work for proportioning and testing.

The mixture shall contain a minimum of 200 lb (120 kg) of cement per cubic yard (cubic meter). Cement may be replaced with fly ash or ground granulated blast furnace (GGBF) slag according to Article 1020.05(c)(1) or 1020.05(c)(2), respectively, however the minimum cement content in the mixture shall be 170 lbs/cu yd (101 kg/cu m). Blends of coarse and fine aggregates will be permitted, provided the volume of fine aggregate does not exceed the volume of coarse aggregate. The Engineer will determine the proportions of materials for the mixture according to the "Portland Cement Concrete Level III Technician Course" manual. However, the Contractor may substitute their own mix design. Article 1020.05(a) shall apply, and a Level III PCC Technician shall develop the mix design."

Revise Article 352.02 of the Standard Specifications to read:

**"352.02 Materials.** Materials shall be according to the following.

Item	Article/Section
(a) Cement (Note 1) .....	1001
(b) Soil for Soil-Cement Base Course .....	1009.03
(c) Water .....	1002
(d) Bituminous Materials (Note 2) .....	1032

Note 1. Bulk cement may be used for the traveling mixing plant method if the equipment for handling, weighing, and spreading the cement is approved by the Engineer.

Note 2. The bituminous materials used for curing shall be emulsified asphalt RS-2, CRS-2, HFE 90, or HFE 150; rapid curing liquid asphalt RC-70; or medium curing liquid asphalt MC-70 or MC-250."

Revise Article 404.02 of the Standard Specifications to read:

**"404.02 Materials.** Materials shall be according to the following.

Item	Article/Section
(a) Cement .....	1001
(b) Water .....	1002
(c) Fine Aggregate .....	1003.08
(d) Bituminous Material (Tack Coat) .....	1032.06
(e) Emulsified Asphalts (Note 1) (Note 2) .....	1032.06
(f) Fiber Modified Joint Sealer .....	1050.05
(g) Additives (Note 3)	

Note 1. When used for slurry seal, the emulsified asphalt shall be CQS-1h according to Article 1032.06(b).

Note 2. When used for micro-surfacing, the emulsified asphalt shall be CQS-1hP according to Article 1032.06(e).

Note 3. Additives may be added to the emulsion mix or any of the component materials to provide the control of the quick-traffic properties. They shall be included as part of the mix design and be compatible with the other components of the mix.

Revise the last sentence of the fourth paragraph of Article 404.08 of the Standard Specifications to read:

“When approved by the Engineer, the sealant may be dusted with fine sand, cement, or mineral filler to prevent tracking.”

Revise Note 2 of Article 516.02 of the Standard Specifications to read:

“Note 2. The sand-cement grout mix shall be according to Section 1020 and shall be a 1:1 blend of sand and cement comprised of a Type I, IL, or II cement at 185 lb/cu yd (110 kg/cu m). The maximum water cement ratio shall be sufficient to provide a flowable mixture with a typical slump of 10 in. (250 mm).”

Revise Note 2 of Article 543.02 of the Standard Specifications to read:

“Note 2. The grout mixture shall be 6.50 hundredweight/cu yd (385 kg/cu m) of cement plus fine aggregate and water. Fly ash or ground granulated blast furnace (GGBF) slag may replace a maximum of 5.25 hundredweight/cu yd (310 kg/cu m) of the cement. The water/cement ratio, according to Article 1020.06, shall not exceed 0.60. An air-entraining admixture shall be used to produce an air content, according to Article 1020.08, of not less than 6.0 percent nor more than 9.0 percent of the volume of the grout. The Contractor shall have the option to use a water-reducing or high range water-reducing admixture.”

Revise Article 583.01 of the Standard Specifications to read:

“**583.01 Description.** This work shall consist of placing cement mortar along precast, prestressed concrete bridge deck beams as required for fairing out any unevenness between adjacent deck beams prior to placing of waterproofing membrane and surfacing.”

Revise Article 583.02(a) of the Standard Specifications to read:

“(a) Cement .....1001”

Revise the first paragraph of Article 583.03 of the Standard Specifications to read:

“**583.03 General.** This work shall only be performed when the air temperature is 45 °F (7 °C) and rising. The mixture for cement mortar shall consist of three parts sand to one part cement by volume. The amount of water shall be no more than that necessary to produce a workable, plastic mortar.”

Revise Note 2/ in Article 1003.01(b) of the Standard Specifications to read:

“2/ Applies only to sand. Sand exceeding the colorimetric test standard of 11 (Illinois Modified AASHTO T 21) will be checked for mortar making properties according to Illinois Modified ASTM C 87 and shall develop a compressive strength at the age of 14 days when using Type I, IL, or II cement of not less than 95 percent of the comparable standard.

Revise the second sentence of Article 1003.02(e)(1) of the Standard Specifications to read:

“The test will be performed with Type I, IL, or II portland cement having a total equivalent alkali content ( $\text{Na}_2\text{O} + 0.658\text{K}_2\text{O}$ ) of 0.90 percent or greater.”

Revise the first sentence of the second paragraph of Article 1003.02(e)(3) of the Standard Specifications to read:

“The ASTM C 1293 test shall be performed with Type I, IL, or II portland cement having a total equivalent alkali content ( $\text{Na}_2\text{O} + 0.658\text{K}_2\text{O}$ ) of 0.80 percent or greater.”

Revise the second sentence of Article 1004.02(g)(1) of the Standard Specifications to read:

“The test will be performed with Type I, IL, or II portland cement having a total equivalent alkali content ( $\text{Na}_2\text{O} + 0.658\text{K}_2\text{O}$ ) of 0.90 percent or greater.”

Revise Article 1017.01 of the Standard Specifications to read:

“**1017.01 Requirements.** The mortar shall be high-strength according to ASTM C 387 and shall have a minimum 80.0 percent relative dynamic modulus of elasticity when tested by the Department according to Illinois Modified AASHTO T 161 or AASHTO T 161 when tested by an independent lab. The high-strength mortar shall have a water-soluble chloride ion content of less than 0.40 lb/cu yd (0.24 kg/cu m). The test shall be performed according to ASTM C 1218, and the high-strength mortar shall have an age of 28 to 42 days at the time of test. The ASTM C 1218 test shall be performed by an independent lab a minimum of once every five years, and the test results shall be provided to the Department. Mixing of the high-strength mortar shall be according to the manufacturer’s specifications. The Department will maintain a qualified product list.”

Revise the fourth sentence of Article 1018.01 of the Standard Specifications to read:

“The ASTM C 1218 test shall be performed by an independent lab a minimum of once every five years, and the test results shall be provided to the Department.”

Revise Article 1019.02 of the Standard Specifications to read:

“**1019.02 Materials.** Materials shall be according to the following.

Item	Article/Section
(a) Cement .....	1001
(b) Water .....	1002



- (c) Fine Aggregate for Controlled Low-Strength Material (CLSM) ..... 1003.06
- (d) Fly Ash ..... 1010
- (e) Ground Granulated Blast Furnace (GGBF) Slag..... 1010
- (f) Admixtures (Note 1)

Note 1. The air-entraining admixture may be in powder or liquid form. Prior to approval, a CLSM air-entraining admixture will be evaluated by the Department. The admixture shall be able to meet the air content requirements of Mix 2. The Department will maintain a qualified product list.”

Revise Article 1019.05 of the Standard Specifications to read:

“**1019.05 Department Mix Design.** The Department mix design shall be Mix 1, 2, or 3 and shall be proportioned to yield approximately one cubic yard (cubic meter).

Mix 1	
Cement	50 lb (30 kg)
Fly Ash – Class C or F, and/or GGBF Slag	125 lb (74 kg)
Fine Aggregate – Saturated Surface Dry	2900 lb (1720 kg)
Water	50-65 gal (248-322 L)
Air Content	No air is entrained

Mix 2	
Cement	125 lb (74 kg)
Fine Aggregate – Saturated Surface Dry	2500 lb (1483 kg)
Water	35-50 gal (173-248 L)
Air Content	15-25 %

Mix 3	
Cement	40 lb (24 kg)
Fly Ash – Class C or F, and/or GGBF Slag	125 lb (74 kg)
Fine Aggregate – Saturated Surface Dry	2500 lb (1483 kg)
Water	35-50 gal (179-248 L)
Air Content	15-25 %”

Revise Article 1020.04, Table 1, Note (8) of the Standard Specifications to read:

“(8) In addition to the Type III portland cement, 100 lb/cu yd of ground granulated blast-furnace slag and 50 lb/cu yd of microsilica (silica fume) shall be used. For an air temperature greater than 85 °F, the Type III portland cement may be replaced with Type I, IL, or II portland cement.”

Revise Article 1020.04, Table 1 (Metric), Note (8) of the Standard Specifications to read:

“(8) In addition to the Type III portland cement, 60 kg/cu m of ground granulated blast-furnace slag and 30 kg/cu m of microsilica (silica fume) shall be used. For an air temperature greater than 30 °C, the Type III portland cement may be replaced with Type I, IL, or II portland cement.”

Revise the second paragraph of Article 1020.05(a) of the Standard Specifications to read:

“For a mix design using a portland-pozzolan cement, portland blast-furnace slag cement, portland-limestone cement, or replacing portland cement with finely divided minerals per Articles 1020.05(c) and 1020.05(d), the Contractor may submit a mix design with a minimum portland cement content less than 400 lbs/cu yd (237 kg/cu m), but not less than 375 lbs/cu yd (222 kg/cu m), if the mix design is shown to have a minimum relative dynamic modulus of elasticity of 80 percent determined according to AASHTO T 161. Testing shall be performed by an independent laboratory accredited by AASHTO re:source for Portland Cement Concrete.”

Revise the first sentence of the first paragraph of Article 1020.05(b) of the Standard Specifications to read:

“Corrosion inhibitors and concrete admixtures shall be according to the qualified product lists.”

Delete the fourth and fifth sentences of the second paragraph of Article 1020.05(b) of the Standard Specifications.

Revise the third sentence of the second paragraph of Article 1020.05(b)(5) of the Standard Specifications to read:

“The qualified product lists of concrete admixtures shall not apply.”

Revise second paragraph of Article 1020.05(b)(10) of the Standard Specifications to read:

“When calcium nitrite is used, it shall be added at the rate of 4 gal/cu yd (20 L/cu m) and shall be added to the mix immediately after all compatible admixtures have been introduced to the batch. Other corrosion inhibitors shall be added per the manufacturer’s specifications.”

Delete the third paragraph of Article 1020.05(b)(10) of the Standard Specifications.

Revise Article 1020.15(b)(1)c. of the Standard Specifications to read:

“c. The minimum portland cement content in the mixture shall be 375 lbs/cu yd (222 kg/cu m). When the total of organic processing additions, inorganic processing additions, and limestone addition exceed 5.0 percent in the cement, the minimum portland cement content in the mixture shall be 400 lbs/cu yd (237 kg/cu m). For a drilled shaft, foundation, footing, or substructure, the

minimum portland cement may be reduced to as low as 330 lbs/cu yd (196 kg/cu m) if the concrete has adequate freeze/thaw durability. The Contractor shall provide freeze/thaw test results according to AASHTO T 161, and the relative dynamic modulus of elasticity of the mix design shall be a minimum of 80 percent. Testing shall be performed by an independent laboratory accredited by AASHTO re:source for Portland Cement Concrete. Freeze/thaw testing will not be required for concrete that will not be exposed to freezing and thawing conditions as determined by the Engineer.”

Revise Article 1021.01 of the Standard Specifications to read:

“**1021.01 General.** Admixtures shall be furnished in liquid or powder form ready for use. The admixtures shall be delivered in the manufacturer's original containers, bulk tank trucks or such containers or tanks as are acceptable to the Engineer. Delivery shall be accompanied by a ticket which clearly identifies the manufacturer, the date of manufacture, and trade name of the material. Containers shall be readily identifiable as to manufacturer, the date of manufacture, and trade name of the material they contain.

Concrete admixtures shall be on one of the Department's qualified product lists. Unless otherwise noted, admixtures shall have successfully completed and remain current with the AASHTO Product Eval and Audit Concrete Admixture (CADD) testing program. For admixture submittals to the Department; the product brand name, manufacturer name, admixture type or types, an electronic link to the product's technical data sheet, and the NTPEP testing number which contains an electronic link to all test data shall be provided. In addition, a letter shall be submitted certifying that no changes have been made in the formulation of the material since the most current round of tests conducted by AASHTO Product Eval and Audit. After 28 days of testing by AASHTO Product Eval and Audit, air-entraining admixtures may be provisionally approved and used on Departmental projects. For all other admixtures, unless otherwise noted, the time period after which provisionally approved status may be earned is 6 months.

The manufacturer shall include the following in the submittal to the AASHTO Product Eval and Audit CADD testing program: the manufacturing range for specific gravity, the midpoint and manufacturing range for residue by oven drying, and manufacturing range of pH. The submittal shall also include an infrared spectrophotometer trace no more than five years old.

For air-entraining admixtures according to Article 1021.02, the specific gravity allowable manufacturing range established by the manufacturer shall be according to AASHTO M 194. For residue by oven drying and pH, the allowable manufacturing range and test methods shall be according to AASHTO M 194.

For admixtures according to Articles 1021.03, 1021.04, 1021.05, 1021.06, 1021.07, and 1021.08, the pH allowable manufacturing range established by the manufacturer shall be according to ASTM E 70. For specific gravity and residue by oven drying, the allowable manufacturing range and test methods shall be according to AASHTO M 194.

All admixtures, except chloride-based accelerators, shall contain a maximum of 0.3 percent chloride by weight (mass) as determined by an appropriate test method. To verify the test result, the Department will use Illinois Modified AASHTO T 260, Procedure A, Method 1.

Prior to final approval of an admixture, the Engineer reserves the right to request a sample for testing. The test and reference concrete mixtures tested by the Engineer will contain a cement content of 5.65 cwt/cu yd (335 kg/cu m). For freeze-thaw testing, the Department will perform the test according to Illinois Modified AASHTO T 161. The flexural strength test will be performed according to AASHTO T 177. If the Engineer decides to test the admixture, the manufacturer shall submit AASHTO T 197 water content and set time test results on the standard cement used by the Department. The manufacturer may select their lab or an independent lab to perform this testing. The laboratory is not required to be accredited by AASHTO.

Random field samples may be taken by the Department to verify an admixture meets specification. A split sample will be provided to the manufacturer if requested. Admixtures that do not meet specification requirements or an allowable manufacturing range established by the manufacturer shall be replaced with new material.”

Revise Article 1021.03 of the Standard Specifications to read:

“**1021.03 Retarding and Water-Reducing Admixtures.** The admixture shall be according to the following.

- (a) Retarding admixtures shall be according to AASHTO M 194, Type B (retarding) or Type D (water-reducing and retarding).
- (b) Water-reducing admixtures shall be according to AASHTO M 194, Type A.
- (c) High range water-reducing admixtures shall be according to AASHTO M 194, Type F (high range water-reducing) or Type G (high range water-reducing and retarding).”

Revise Article 1021.05 of the Standard Specifications to read:

“**1021.05 Self-Consolidating Admixtures.** Self-consolidating admixture systems shall consist of either a high range water-reducing admixture only or a high range water-reducing admixture combined with a separate viscosity modifying admixture. The one or two component admixture system shall be capable of producing a concrete that can flow around reinforcement and consolidate under its own weight without additional effort and without segregation.

High range water-reducing admixtures shall be according to AASHTO M 194, Type F.

Viscosity modifying admixtures shall be according to AASHTO M 194, Type S (specific performance).”

Revise Article 1021.06 of the Standard Specifications to read:

**“1021.06 Rheology-Controlling Admixture.** Rheology-controlling admixtures shall be capable of producing a concrete mixture with a lower yield stress that will consolidate easier for slipform applications used by the Contractor. Rheology-controlling admixtures shall be according to AASHTO M 194, Type S (specific performance).”

Revise Article 1021.07 of the Standard Specifications to read:

**“1021.07 Corrosion Inhibitor.** The corrosion inhibitor shall be according to one of the following.

- (a) Calcium Nitrite. Corrosion inhibitors shall contain a minimum 30 percent calcium nitrite by weight (mass) of solution and shall comply with either the requirements of AASHTO M 194, Type C (accelerating) or the requirements of ASTM C 1582. The corrosion inhibiting performance requirements of ASTM C 1582 shall not apply.
- (b) Other Materials. The corrosion inhibitor shall be according to ASTM C 1582.

For submittals requiring testing according to ASTM M 194, Type C (accelerating), the admixture shall meet the requirements of the AASHTO Product Eval and Audit CADD testing program according to Article 1021.01.

For submittals requiring testing according to ASTM C 1582, a report prepared by an independent laboratory accredited by AASHTO re:source for portland cement concrete shall be provided. The report shall show the results of physical tests conducted no more than five years prior to the time of submittal, according to applicable specifications. However, ASTM G 109 test information specified in ASTM C 1582 is not required to be from an independent accredited lab. All other information in ASTM C 1582 shall be from an independent accredited lab. Test data and other information required to be submitted to AASHTO Product Eval and Audit according to Article 1021.01, shall instead be submitted directly to the Department.”

Add Article 1021.08 of the Standard Specifications as follows:

**“1021.08 Other Specific Performance Admixtures.** Other specific performance admixtures shall, at a minimum, be according to AASHTO M 194, Type S (specific performance). The Department also reserves the right to require other testing, as determined by the Engineer, to show evidence of specific performance characteristics.

Initial testing according to AASHTO M 194 may be conducted under the AASHTO Product Eval and Audit CADD testing program according to Article 1021.01, or by an independent laboratory accredited by AASHTO re:source for Portland Cement Concrete. In either case, test data and other information required to be submitted to AASHTO Product Eval and Audit according to Article 1021.01, shall also be submitted directly to the Department. The independent accredited lab report shall show the results of physical tests conducted no more than five years prior to the time of submittal, according to applicable specifications.”

Revise Article 1024.01 of the Standard Specifications to read:

**“1024.01 Requirements for Grout.** The grout shall be proportioned by dry volume, thoroughly mixed, and shall have a minimum temperature of 50 °F (10 °C). Water shall not exceed the minimum needed for placement and finishing.

Materials for the grout shall be according to the following.

Item	Article/Section
(a) Cement .....	1001
(b) Water .....	1002
(c) Fine Aggregate .....	1003.02
(d) Fly Ash .....	1010
(e) Ground Granulated Blast Furnace (GGBF) Slag.....	1010
(f) Concrete Admixtures .....	1021”

Revise Note 1 of Article 1024.02 of the Standard Specifications to read:

“Note 1. Nonshrink grout shall be according to Illinois Modified ASTM C 1107.

The nonshrink grout shall have a water-soluble chloride ion content of less than 0.40 lb/cu yd (0.24 kg/cu m). The test shall be performed according to ASTM C 1218, and the grout shall have an age of 28 to 42 days at the time of test. The ASTM C 1218 test shall be performed by an independent lab a minimum of once every five years, and the test results shall be provided to the Department. Mixing of the nonshrink grout shall be according to the manufacturer’s specifications. The Department will maintain a qualified product list.”

Revise Article 1029.02 of the Standard Specifications to read:

**“1029.02 Materials.** Materials shall be according to the following.

Item	Article/Section
(a) Cement.....	1001
(b) Fly Ash .....	1010
(c) Ground Granulated Blast Furnace (GGBF) Slag .....	1010
(d) Water.....	1002
(e) Fine Aggregate.....	1003
(f) Concrete Admixtures .....	1021
(g) Foaming Agent (Note 1)	

Note 1. The manufacturer shall submit infrared spectrophotometer trace and test results indicating the foaming agent meets the requirements of ASTM C 869 in order to be on the Department’s qualified product list. Submitted data/results shall not be more than five years old.”

Revise the second paragraph of Article 1103.03(a)(4) the Standard Specifications to read:

“The dispenser system shall provide a visual indication that the liquid admixture is actually entering the batch, such as via a transparent or translucent section of tubing or by independent check with an integrated secondary metering device. If approved by the Engineer, an alternate indicator may be used for admixtures dosed at rates of 25 oz/cwt (1630 mL/100 kg) or greater, such as accelerating admixtures, corrosion inhibitors, and viscosity modifying admixtures.”

Revise the first two sections of Check Sheet #11 of the Supplemental Specifications and Recurring Special Provisions to read:

“Description. This work shall consist of filling voids beneath rigid and composite pavements with cement grout.

Materials. Materials shall be according to the following Articles of Division 1000 - Materials of the Standard Specifications:

Item	Article/Section
(a) Cement .....	1001
(b) Water .....	1002
(c) Fly Ash .....	1010
(d) Ground Granulated Blast Furnace (GGBF) Slag.....	1010
(e) Admixtures .....	1021
(f) Packaged Rapid Hardening Mortar or Concrete .....	1018”

Revise the third paragraph of Materials Note 2 of Check Sheet #28 of the Supplemental Specifications and Recurring Special Provisions to read:

“The Department will maintain a qualified product list of synthetic fibers, which will include the minimum required dosage rate. For the minimum required fiber dosage rate based on the Illinois Modified ASTM C 1609 test, a report prepared by an independent laboratory accredited by AASHTO re:source for Portland Cement Concrete shall be provided. The report shall show results of tests conducted no more than five years prior to the time of submittal.”

80460

## COMPENSABLE DELAY COSTS (BDE)

Effective: June 2, 2017

Revised: April 1, 2019

Revise Article 107.40(b) of the Standard Specifications to read:

“(b) Compensation. Compensation will not be allowed for delays, inconveniences, or damages sustained by the Contractor from conflicts with facilities not meeting the above definition; or if a conflict with a utility in an unanticipated location does not cause a shutdown of the work or a documentable reduction in the rate of progress exceeding the limits set herein. The provisions of Article 104.03 notwithstanding, compensation for delays caused by a utility in an unanticipated location will be paid according to the provisions of this Article governing minor and major delays or reduced rate of production which are defined as follows.

- (1) Minor Delay. A minor delay occurs when the work in conflict with the utility in an unanticipated location is completely stopped for more than two hours, but not to exceed two weeks.
- (2) Major Delay. A major delay occurs when the work in conflict with the utility in an unanticipated location is completely stopped for more than two weeks.
- (3) Reduced Rate of Production Delay. A reduced rate of production delay occurs when the rate of production on the work in conflict with the utility in an unanticipated location decreases by more than 25 percent and lasts longer than seven calendar days.”

Revise Article 107.40(c) of the Standard Specifications to read:

“(c) Payment. Payment for Minor, Major, and Reduced Rate of Production Delays will be made as follows.

- (1) Minor Delay. Labor idled which cannot be used on other work will be paid for according to Article 109.04(b)(1) and (2) for the time between start of the delay and the minimum remaining hours in the work shift required by the prevailing practice in the area.

Equipment idled which cannot be used on other work, and which is authorized to standby on the project site by the Engineer, will be paid for according to Article 109.04(b)(4).

- (2) Major Delay. Labor will be the same as for a minor delay.

Equipment will be the same as for a minor delay, except Contractor-owned equipment will be limited to two weeks plus the cost of move-out to either the



Contractor's yard or another job and the cost to re-mobilize, whichever is less. Rental equipment may be paid for longer than two weeks provided the Contractor presents adequate support to the Department (including lease agreement) to show retaining equipment on the job is the most economical course to follow and in the public interest.

- (3) Reduced Rate of Production Delay. The Contractor will be compensated for the reduced productivity for labor and equipment time in excess of the 25 percent threshold for that portion of the delay in excess of seven calendar days. Determination of compensation will be in accordance with Article 104.02, except labor and material additives will not be permitted.

Payment for escalated material costs, escalated labor costs, extended project overhead, and extended traffic control will be determined according to Article 109.13.”

Revise Article 108.04(b) of the Standard Specifications to read:

“(b) No working day will be charged under the following conditions.

- (1) When adverse weather prevents work on the controlling item.
- (2) When job conditions due to recent weather prevent work on the controlling item.
- (3) When conduct or lack of conduct by the Department or its consultants, representatives, officers, agents, or employees; delay by the Department in making the site available; or delay in furnishing any items required to be furnished to the Contractor by the Department prevents work on the controlling item.
- (4) When delays caused by utility or railroad adjustments prevent work on the controlling item.
- (5) When strikes, lock-outs, extraordinary delays in transportation, or inability to procure critical materials prevent work on the controlling item, as long as these delays are not due to any fault of the Contractor.
- (6) When any condition over which the Contractor has no control prevents work on the controlling item.”

Revise Article 109.09(f) of the Standard Specifications to read:

“(f) Basis of Payment. After resolution of a claim in favor of the Contractor, any adjustment in time required for the work will be made according to Section 108. Any adjustment in the costs to be paid will be made for direct labor, direct materials, direct equipment, direct jobsite overhead, direct offsite overhead, and other direct costs allowed by the resolution. Adjustments in costs will not be made for interest charges, loss of anticipated profit, undocumented loss of efficiency, home office overhead and unabsorbed overhead

other than as allowed by Article 109.13, lost opportunity, preparation of claim expenses and other consequential indirect costs regardless of method of calculation.

The above Basis of Payment is an essential element of the contract and the claim cost recovery of the Contractor shall be so limited.”

Add the following to Section 109 of the Standard Specifications.

**“109.13 Payment for Contract Delay.** Compensation for escalated material costs, escalated labor costs, extended project overhead, and extended traffic control will be allowed when such costs result from a delay meeting the criteria in the following table.

Contract Type	Cause of Delay	Length of Delay
Working Days	Article 108.04(b)(3) or Article 108.04(b)(4)	No working days have been charged for two consecutive weeks.
Completion Date	Article 108.08(b)(1) or Article 108.08(b)(7)	The Contractor has been granted a minimum two week extension of contract time, according to Article 108.08.

Payment for each of the various costs will be according to the following.

- (a) Escalated Material and/or Labor Costs. When the delay causes work, which would have otherwise been completed, to be done after material and/or labor costs have increased, such increases will be paid. Payment for escalated material costs will be limited to the increased costs substantiated by documentation furnished by the Contractor. Payment for escalated labor costs will be limited to those items in Article 109.04(b)(1) and (2), except the 35 percent and 10 percent additives will not be permitted.
- (b) Extended Project Overhead. For the duration of the delay, payment for extended project overhead will be paid as follows.
  - (1) Direct Jobsite and Offsite Overhead. Payment for documented direct jobsite overhead and documented direct offsite overhead, including onsite supervisory and administrative personnel, will be allowed according to the following table.

Original Contract Amount	Supervisory and Administrative Personnel
Up to \$5,000,000	One Project Superintendent
Over \$ 5,000,000 - up to \$25,000,000	One Project Manager, One Project Superintendent or Engineer, and One Clerk
Over \$25,000,000 - up to \$50,000,000	One Project Manager, One Project Superintendent, One Engineer, and

	One Clerk
Over \$50,000,000	One Project Manager, Two Project Superintendents, One Engineer, and One Clerk

(2) Home Office and Unabsorbed Overhead. Payment for home office and unabsorbed overhead will be calculated as 8 percent of the total delay cost.

(c) Extended Traffic Control. Traffic control required for an extended period of time due to the delay will be paid for according to Article 109.04.

When an extended traffic control adjustment is paid under this provision, an adjusted unit price as provided for in Article 701.20(a) for increase or decrease in the value of work by more than ten percent will not be paid.

Upon payment for a contract delay under this provision, the Contractor shall assign subrogation rights to the Department for the Department's efforts of recovery from any other party for monies paid by the Department as a result of any claim under this provision. The Contractor shall fully cooperate with the Department in its efforts to recover from another party any money paid to the Contractor for delay damages under this provision."

80384

## HOT-MIX ASPHALT (BDE)

Effective: January 1, 2024

Revised: January 1, 2025

Revise the first and second paragraphs of Articles 1030.06(c)(2) of the Standard Specifications to read:

“(2) Personnel. The Contractor shall provide a QC Manager who shall have overall responsibility and authority for quality control. This individual shall maintain active certification as a Hot-Mix Asphalt Level II technician.

In addition to the QC Manager, the Contractor shall provide sufficient personnel to perform the required visual inspections, sampling, testing, and documentation in a timely manner. Mix designs shall be developed by personnel with an active certification as a Hot-Mix Asphalt Level III technician. Technicians performing mix design testing and plant sampling/testing shall maintain active certification as a Hot-Mix Asphalt Level I technician. The Contractor may provide a technician trainee who has successfully completed the Department's "Hot-Mix Asphalt Trainee Course" to assist in the activities completed by a Hot-Mix Asphalt Level I technician for a period of one year after the course completion date. The Contractor may also provide a Gradation Technician who has successfully completed the Department's "Gradation Technician Course" to run gradation tests only under the supervision of a Hot-Mix Asphalt Level II Technician. The Contractor shall provide a Hot-Mix Asphalt Density Tester who has successfully completed the Department's "Nuclear Density Testing" course to run all nuclear density tests on the job site.”

Revise the second paragraph of Articles 1030.07(a)(11) and 1030.08(a)(9) of the Standard Specifications to read:

“When establishing the target density, the HMA maximum theoretical specific gravity ( $G_{mm}$ ) will be based on the running average of four available Department test results for that project. If less than four  $G_{mm}$  test results are available, an average of all available Department test results for that project will be used. The initial  $G_{mm}$  will be the last available Department test result from a QMP project. If there is no available Department test result from a QMP project, the Department mix design verification test result will be used as the initial  $G_{mm}$ .”

Revise Article 1030.09(g)(2) of the Standard Specifications to read:

“(2) The Contractor shall complete split verification sample tests listed in the Limits of Precision table in Article 1030.09(h)(1).”

In the Supplemental Specifications, replace the revision for the end of the third paragraph of Article 1030.09(h)(2) with the following:

“When establishing the target density, the HMA maximum theoretical specific gravity ( $G_{mm}$ ) will be the Department mix design verification test result.”

Revise the tenth paragraph of Article 1030.10 of the Standard Specifications to read:

“Production is not required to stop after a test strip has been constructed.”

80456

## PERFORMANCE GRADED ASPHALT BINDER (BDE)

Effective: January 1, 2023

Revise Article 1032.05 of the Standard Specifications to read:

**“1032.05 Performance Graded Asphalt Binder.** These materials will be accepted according to the Bureau of Materials Policy Memorandum, “Performance Graded Asphalt Binder Qualification Procedure.” The Department will maintain a qualified producer list. These materials shall be free from water and shall not foam when heated to any temperature below the actual flash point. Air blown asphalt, recycle engine oil bottoms (ReOB), and polyphosphoric acid (PPA) modification shall not be used.

When requested, producers shall provide the Engineer with viscosity/temperature relationships for the performance graded asphalt binders delivered and incorporated in the work.

- (a) Performance Graded (PG) Asphalt Binder. The asphalt binder shall meet the requirements of AASHTO M 320, Table 1 “Standard Specification for Performance Graded Asphalt Binder” for the grade shown on the plans and the following.

Test	Parameter
Small Strain Parameter (AASHTO PP 113) BBR, $\Delta T_c$ , 40 hrs PAV (40 hrs continuous or 2 PAV at 20 hrs)	-5 °C min.

- (b) Modified Performance Graded (PG) Asphalt Binder. The asphalt binder shall meet the requirements of AASHTO M 320, Table 1 “Standard Specification for Performance Graded Asphalt Binder” for the grade shown on the plans.

Asphalt binder modification shall be performed at the source, as defined in the Bureau of Materials Policy Memorandum, “Performance Graded Asphalt Binder Qualification Procedure.”

Modified asphalt binder shall be safe to handle at asphalt binder production and storage temperatures or HMA construction temperatures. Safety Data Sheets (SDS) shall be provided for all asphalt modifiers.

- (1) Polymer Modification (SB/SBS or SBR). Elastomers shall be added to the base asphalt binder to achieve the specified performance grade and shall be either a styrene-butadiene diblock, triblock copolymer without oil extension, or a styrene-butadiene rubber. The polymer modified asphalt binder shall be smooth, homogeneous, and be according to the requirements shown in Table 1 or 2 for the grade shown on the plans.

Table 1 - Requirements for Styrene-Butadiene Copolymer (SB/SBS) Modified Asphalt Binders		
Test	Asphalt Grade SB/SBS PG 64-28 SB/SBS PG 70-22	Asphalt Grade SB/SBS PG 64-34 SB/SBS PG 70-28 SB/SBS PG 76-22 SB/SBS PG 76-28
Separation of Polymer ITP, "Separation of Polymer from Asphalt Binder" Difference in °F (°C) of the softening point between top and bottom portions	4 (2) max.	4 (2) max.
TESTS ON RESIDUE FROM ROLLING THIN FILM OVEN TEST (AASHTO T 240)		
Elastic Recovery ASTM D 6084, Procedure A, 77 °F (25 °C), 100 mm elongation, %	60 min.	70 min.

Table 2 - Requirements for Styrene-Butadiene Rubber (SBR) Modified Asphalt Binders		
Test	Asphalt Grade SBR PG 64-28 SBR PG 70-22	Asphalt Grade SB/SBS PG 64-34 SB/SBS PG 70-28 SBR PG 76-22 SBR PG 76-28
Separation of Polymer ITP, "Separation of Polymer from Asphalt Binder" Difference in °F (°C) of the softening point between top and bottom portions	4 (2) max.	4 (2) max.
Toughness ASTM D 5801, 77 °F (25 °C), 20 in./min. (500 mm/min.), in.-lbs (N-m)	110 (12.5) min.	110 (12.5) min.
Tenacity ASTM D 5801, 77 °F (25 °C), 20 in./min. (500 mm/min.), in.-lbs (N-m)	75 (8.5) min.	75 (8.5) min.
TESTS ON RESIDUE FROM ROLLING THIN FILM OVEN TEST (AASHTO T 240)		
Elastic Recovery ASTM D 6084, Procedure A, 77 °F (25 °C), 100 mm elongation, %	40 min.	50 min.

- (2) Ground Tire Rubber (GTR) Modification. GTR modification is the addition of recycled ground tire rubber to liquid asphalt binder to achieve the specified performance grade. GTR shall be produced from processing automobile and/or truck tires by the ambient

grinding method or micronizing through a cryogenic process. GTR shall not exceed 1/16 in. (2 mm) in any dimension and shall not contain free metal particles, moisture that would cause foaming of the asphalt, or other foreign materials. A mineral powder (such as talc) meeting the requirements of AASHTO M 17 may be added, up to a maximum of four percent by weight of GTR to reduce sticking and caking of the GTR particles. When tested in accordance with Illinois Modified AASHTO T 27 “Standard Method of Test for Sieve Analysis of Fine and Coarse Aggregates” or AASHTO PP 74 “Standard Practice for Determination of Size and Shape of Glass Beads Used in Traffic Markings by Means of Computerized Optical Method”, a 50 g sample of the GTR shall conform to the following gradation requirements.

Sieve Size	Percent Passing
No. 16 (1.18 mm)	100
No. 30 (600 µm)	95 ± 5
No. 50 (300 µm)	> 20

GTR modified asphalt binder shall be tested for rotational viscosity according to AASHTO T 316 using spindle S27. GTR modified asphalt binder shall be tested for original dynamic shear and RTFO dynamic shear according to AASHTO T 315 using a gap of 2 mm.

The GTR modified asphalt binder shall meet the requirements of Table 3.

Table 3 - Requirements for Ground Tire Rubber (GTR) Modified Asphalt Binders		
Test	Asphalt Grade GTR PG 64-28 GTR PG 70-22	Asphalt Grade GTR PG 76-22 GTR PG 76-28 GTR PG 70-28
TESTS ON RESIDUE FROM ROLLING THIN FILM OVEN TEST (AASHTO T 240)		
Elastic Recovery ASTM D 6084, Procedure A, 77 °F (25 °C), 100 mm elongation, %	60 min.	70 min.

- (3) Softener Modification (SM). Softener modification is the addition of organic compounds, such as engineered flux, bio-oil blends, modified vegetable oils, glycol amines, and fatty acid derivatives, to the base asphalt binder to achieve the specified performance grade. Softeners shall be dissolved, dispersed, or reacted in the asphalt binder to enhance its performance and shall remain compatible with the asphalt binder with no separation. Softeners shall not be added to modified PG asphalt binder as defined in Articles 1032.05(b)(1) or 1032.05(b)(2).

An Attenuated Total Reflectance-Fourier Transform Infrared spectrum (ATR-FTIR) shall be collected for both the softening compound as well as the softener modified



asphalt binder at the dose intended for qualification. The ATR-FTIR spectra shall be collected on unaged softener modified binder, 20-hour Pressurized Aging Vessel (PAV) aged softener modified binder, and 40-hour PAV aged softener modified binder. The ATR-FTIR shall be collected in accordance with Illinois Test Procedure 601. The electronic files spectral files (in one of the following extensions or equivalent: \*.SPA, \*.SPG, \*.IRD, \*.IFG, \*.CSV, \*.SP, \*.IRS, \*.GAML, \*. [0-9], \*.IGM, \*.ABS, \*.DRT, \*.SBM, \*.RAS) shall be submitted to the Central Bureau of Materials.

Softener modified asphalt binders shall meet the requirements in Table 4.

Test	Asphalt Grade	
	SM PG 46-28	SM PG 46-34
	SM PG 52-28	SM PG 52-34
	SM PG 58-22	SM PG 58-28
	SM PG 64-22	
Small Strain Parameter (AASHTO PP 113) BBR, $\Delta T_c$ , 40 hrs PAV (40 hrs continuous or 2 PAV at 20 hrs)	-5°C min.	
Large Strain Parameter (Illinois Modified AASHTO T 391) DSR/LAS Fatigue Property, $\Delta G^* _{peak}$ , 40 hrs PAV (40 hrs continuous or 2 PAV at 20 hrs)	≥ 54 %	

The following grades may be specified as tack coats.

Asphalt Grade	Use
PG 58-22, PG 58-28, PG 64-22	Tack Coat"

Revise Article 1031.06(c)(1) and 1031.06(c)(2) of the Standard Specifications to read:

“(1) RAP/RAS. When RAP is used alone or RAP is used in conjunction with RAS, the percentage of virgin ABR shall not exceed the amounts listed in the following table.

Ndesign	Binder	Surface	Polymer Modified Binder or Surface <sup>3/</sup>
30	30	30	10
50	25	15	10
70	15	10	10
90	10	10	10

1/ For Low ESAL HMA shoulder and stabilized subbase, the RAP/RAS ABR shall not exceed 50 percent of the mixture.

- 2/ When RAP/RAS ABR exceeds 20 percent, the high and low virgin asphalt binder grades shall each be reduced by one grade (i.e. 25 percent ABR would require a virgin asphalt binder grade of PG 64-22 to be reduced to a PG 58-28).
- 3/ The maximum ABR percentages for ground tire rubber (GTR) modified mixes shall be equivalent to the percentages specified for SBS/SBR polymer modified mixes.
- (2) FRAP/RAS. When FRAP is used alone or FRAP is used in conjunction with RAS, the percentage of virgin asphalt binder replacement shall not exceed the amounts listed in the following table.

HMA Mixtures - FRAP/RAS Maximum ABR % <sup>1/ 2/</sup>			
Ndesign	Binder	Surface	Polymer Modified Binder or Surface <sup>3/</sup>
30	55	45	15
50	45	40	15
70	45	35	15
90	45	35	15
SMA	--	--	25
IL-4.75	--	--	35

- 1/ For Low ESAL HMA shoulder and stabilized subbase, the FRAP/RAS ABR shall not exceed 50 percent of the mixture.
- 2/ When FRAP/RAS ABR exceeds 20 percent for all mixes, the high and low virgin asphalt binder grades shall each be reduced by one grade (i.e. 25 percent ABR would require a virgin asphalt binder grade of PG 64-22 to be reduced to a PG 58-28).
- 3/ The maximum ABR percentages for GTR modified mixes shall be equivalent to the percentages specified for SBS/SBR polymer modified mixes.”

Add the following to the end of Note 2 of Article 1030.03 of the Standard Specifications.

“A dedicated storage tank for the ground tire rubber (GTR) modified asphalt binder shall be provided. This tank shall be capable of providing continuous mechanical mixing throughout and/or recirculation of the asphalt binder to provide a uniform mixture. The tank shall be heated and capable of maintaining the temperature of the asphalt binder at 300 °F to 350 °F (149 °C to 177 °C). The asphalt binder metering systems of dryer drum plants shall be calibrated with the actual GTR modified asphalt binder material with an accuracy of ±0.40 percent.”

## REMOVAL AND DISPOSAL OF REGULATED SUBSTANCES (BDE)

Effective: January 1, 2024

Revised: April 1, 2024

Revise the first paragraph of Article 669.04 of the Standard Specifications to read:

**“669.04 Regulated Substances Monitoring.** Regulated substances monitoring includes environmental observation and field screening during regulated substances management activities. The excavated soil and groundwater within the work areas shall be managed as either uncontaminated soil, hazardous waste, special waste, or non-special waste.

As part of the regulated substances monitoring, the monitoring personnel shall perform and document the applicable duties listed on form BDE 2732 “Regulated Substances Monitoring Daily Record (RSM DR)”.

Revise the first two sentences of the nineteenth paragraph of Article 669.05 of the Standard Specifications to read:

“The Contractor shall coordinate waste disposal approvals with the disposal facility and provide the specific analytical testing requirements of that facility. The Contractor shall make all arrangements for collection, transportation, and analysis of landfill acceptance testing.”

Revise the last paragraph of Article 669.05 of the Standard Specifications to read:

“The Contractor shall select a permitted landfill facility or CCDD/USFO facility meeting the requirements of 35 Ill. Admin. Code Parts 810-814 or Part 1100, respectively. The Department will review and approve or reject the facility proposed by the Contractor based upon information provided in BDE 2730. The Contractor shall verify whether the selected facility is compliant with those applicable standards as mandated by their permit and whether the facility is presently, has previously been, or has never been, on the United States Environmental Protection Agency (U.S. EPA) National Priorities List or the Resource Conservation and Recovery Act (RCRA) List of Violating Facilities. The use of a Contractor selected facility shall in no manner delay the construction schedule or alter the Contractor's responsibilities as set forth.”

Revise the first paragraph of Article 669.07 of the Standard Specifications to read:

**“669.07 Temporary Staging.** Soil classified according to Articles 669.05(a)(2), (b)(1), or (c) may be temporarily staged at the Contractor's option. All other soil classified according to Articles 669.05(a)(1), (a)(3), (a)(4), (a)(5), (a)(6), or (b)(2) shall be managed and disposed of without temporary staging to the greatest extent practicable. If circumstances beyond the Contractor's control require temporary staging of these latter materials, the Contractor shall request approval from the Engineer in writing.

Topsoil for re-use as final cover which has been field screened and found not to exhibit PID readings over daily background readings as documented on the BDE 2732, visual staining or

odors, and is classified according to Articles 669.05(a)(2), (a)(3), (a)(4), (b)(1), or (c) may be temporarily staged at the Contractor's option."

Add the following paragraph after the sixth paragraph of Article 669.11 of the Standard Specifications.

"The sampling and testing of effluent water derived from dewatering discharges for priority pollutants volatile organic compounds (VOCs), priority pollutants semi-volatile organic compounds (SVOCs), or priority pollutants metals, will be paid for at the contract unit price per each for VOCS GROUNDWATER ANALYSIS using EPA Method 8260B, SVOCs GROUNDWATER ANALYSIS using EPA Method 8270C, or RCRA METALS GROUNDWATER ANALYSIS using EPA Methods 6010B and 7471A. This price shall include transporting the sample from the job site to the laboratory."

Revise the first sentence of the eight paragraph of Article 669.11 of the Standard Specifications to read:

"Payment for temporary staging of soil classified according to Articles 669.05(a)(1), (a)(3), (a)(4), (a)(5), (a)(6), or (b)(2) to be managed and disposed of, if required and approved by the Engineer, will be paid according to Article 109.04."

80455

## **SEEDING (BDE)**

Effective: November 1, 2022

Revise Article 250.07 of the Standard Specifications to read:

**“250.07 Seeding Mixtures.** The classes of seeding mixtures and combinations of mixtures will be designated in the plans.

When an area is to be seeded with two or more seeding classes, those mixtures shall be applied separately on the designated area within a seven day period. Seeding shall occur prior to placement of mulch cover. A Class 7 mixture can be applied at any time prior to applying any seeding class or added to them and applied at the same time.

TABLE 1 - SEEDING MIXTURES		
Class - Type	Seeds	lb/acre (kg/hectare)
1 Lawn Mixture 1/	Kentucky Bluegrass	100 (110)
	Perennial Ryegrass	60 (70)
	<i>Festuca rubra</i> ssp. <i>rubra</i> (Creeping Red Fescue)	40 (50)
1A Salt Tolerant Lawn Mixture 1/	Kentucky Bluegrass	60 (70)
	Perennial Ryegrass	20 (20)
	<i>Festuca rubra</i> ssp. <i>rubra</i> (Creeping Red Fescue)	20 (20)
	<i>Festuca brevipilla</i> (Hard Fescue)	20 (20)
	<i>Puccinellia distans</i> (Fulfs Saltgrass or Salty Alkaligrass)	60 (70)
1B Low Maintenance Lawn Mixture 1/	Turf-Type Fine Fescue 3/	150 (170)
	Perennial Ryegrass	20 (20)
	Red Top	10 (10)
	<i>Festuca rubra</i> ssp. <i>rubra</i> (Creeping Red Fescue)	20 (20)
2 Roadside Mixture 1/	<i>Lolium arundinaceum</i> (Tall Fescue)	100 (110)
	Perennial Ryegrass	50 (55)
	<i>Festuca rubra</i> ssp. <i>rubra</i> (Creeping Red Fescue)	40 (50)
	Red Top	10 (10)
2A Salt Tolerant Roadside Mixture 1/	<i>Lolium arundinaceum</i> (Tall Fescue)	60 (70)
	Perennial Ryegrass	20 (20)
	<i>Festuca rubra</i> ssp. <i>rubra</i> (Creeping Red Fescue)	30 (20)
	<i>Festuca brevipila</i> (Hard Fescue)	30 (20)
	<i>Puccinellia distans</i> (Fulfs Saltgrass or Salty Alkaligrass)	60 (70)
3 Northern Illinois Slope Mixture 1/	<i>Elymus canadensis</i> (Canada Wild Rye) 5/	5 (5)
	Perennial Ryegrass	20 (20)
	Alsike Clover 4/	5 (5)
	<i>Desmanthus illinoensis</i> (Illinois Bundleflower) 4/ 5/	2 (2)
	<i>Schizachyrium scoparium</i> (Little Bluestem) 5/	12 (12)
	<i>Bouteloua curtipendula</i> (Side-Oats Grama) 5/	10 (10)
	<i>Puccinellia distans</i> (Fulfs Saltgrass or Salty Alkaligrass)	30 (35)
	Oats, Spring	50 (55)
	Slender Wheat Grass 5/	15 (15)
	Buffalo Grass 5/ 7/	5 (5)
	3A Southern Illinois Slope Mixture 1/	Perennial Ryegrass
<i>Elymus canadensis</i> (Canada Wild Rye) 5/		20 (20)
<i>Panicum virgatum</i> (Switchgrass) 5/		10 (10)
<i>Schizachyrium scoparium</i> (Little Blue Stem) 5/		12 (12)
<i>Bouteloua curtipendula</i> (Side-Oats Grama) 5/		10 (10)
<i>Dalea candida</i> (White Prairie Clover) 4/ 5/		5 (5)
<i>Rudbeckia hirta</i> (Black-Eyed Susan) 5/		5 (5)
Oats, Spring		50 (55)

Class – Type	Seeds	lb/acre (kg/hectare)
4 Native Grass 2/ 6/	<i>Andropogon gerardi</i> (Big Blue Stem) 5/	4 (4)
	<i>Schizachyrium scoparium</i> (Little Blue Stem) 5/	5 (5)
	<i>Bouteloua curtipendula</i> (Side-Oats Grama) 5/	5 (5)
	<i>Elymus canadensis</i> (Canada Wild Rye) 5/	1 (1)
	<i>Panicum virgatum</i> (Switch Grass) 5/	1 (1)
	<i>Sorghastrum nutans</i> (Indian Grass) 5/	2 (2)
	Annual Ryegrass	25 (25)
	Oats, Spring	25 (25)
	Perennial Ryegrass	15 (15)
	4A Low Profile Native Grass 2/ 6/	<i>Schizachyrium scoparium</i> (Little Blue Stem) 5/
<i>Bouteloua curtipendula</i> (Side-Oats Grama) 5/		5 (5)
<i>Elymus canadensis</i> (Canada Wild Rye) 5/		1 (1)
<i>Sporobolus heterolepis</i> (Prairie Dropseed) 5/		0.5 (0.5)
Annual Ryegrass		25 (25)
Oats, Spring		25 (25)
Perennial Ryegrass		15 (15)
4B Wetland Grass and Sedge Mixture 2/ 6/	Annual Ryegrass	25 (25)
	Oats, Spring	25 (25)
	Wetland Grasses (species below) 5/	6 (6)
<u>Species:</u>		<u>% By Weight</u>
<i>Calamagrostis canadensis</i> (Blue Joint Grass)		12
<i>Carex lacustris</i> (Lake-Bank Sedge)		6
<i>Carex slipata</i> (Awl-Fruited Sedge)		6
<i>Carex stricta</i> (Tussock Sedge)		6
<i>Carex vulpinoidea</i> (Fox Sedge)		6
<i>Eleocharis acicularis</i> (Needle Spike Rush)		3
<i>Eleocharis obtusa</i> (Blunt Spike Rush)		3
<i>Glyceria striata</i> (Fowl Manna Grass)		14
<i>Juncus effusus</i> (Common Rush)		6
<i>Juncus tenuis</i> (Slender Rush)		6
<i>Juncus torreyi</i> (Torrey's Rush)		6
<i>Leersia oryzoides</i> (Rice Cut Grass)		10
<i>Scirpus acutus</i> (Hard-Stemmed Bulrush)		3
<i>Scirpus atrovirens</i> (Dark Green Rush)		3
<i>Bolboschoenus fluviatilis</i> (River Bulrush)		3
<i>Schoenoplectus tabernaemontani</i> (Softstem Bulrush)		3
<i>Spartina pectinata</i> (Cord Grass)		4

Class – Type	Seeds	lb/acre (kg/hectare)
5	Forb with Annuals Mixture 2/ 5/ 6/	Annuals Mixture (Below) Forb Mixture (Below)
		1 (1) 10 (10)
	Annuals Mixture - Mixture not exceeding 25 % by weight of any one species, of the following:	
	<i>Coreopsis lanceolata</i> (Sand Coreopsis) <i>Leucanthemum maximum</i> (Shasta Daisy) <i>Gaillardia pulchella</i> (Blanket Flower) <i>Ratibida columnifera</i> (Prairie Coneflower) <i>Rudbeckia hirta</i> (Black-Eyed Susan)	
	Forb Mixture - Mixture not exceeding 5 % by weight PLS of any one species, of the following:	
	<i>Amorpha canescens</i> (Lead Plant) 4/ <i>Anemone cylindrica</i> (Thimble Weed) <i>Asclepias tuberosa</i> (Butterfly Weed) <i>Aster azureus</i> (Sky Blue Aster) <i>Symphyotrichum leave</i> (Smooth Aster) <i>Aster novae-angliae</i> (New England Aster) <i>Baptisia leucantha</i> (White Wild Indigo) 4/ <i>Coreopsis palmata</i> (Prairie Coreopsis) <i>Echinacea pallida</i> (Pale Purple Coneflower) <i>Eryngium yuccifolium</i> (Rattlesnake Master) <i>Helianthus mollis</i> (Downy Sunflower) <i>Heliopsis helianthoides</i> (Ox-Eye) <i>Liatris aspera</i> (Rough Blazing Star) <i>Liatris pycnostachya</i> (Prairie Blazing Star) <i>Monarda fistulosa</i> (Prairie Bergamot) <i>Parthenium integrifolium</i> (Wild Quinine) <i>Dalea candida</i> (White Prairie Clover) 4/ <i>Dalea purpurea</i> (Purple Prairie Clover) 4/ <i>Physostegia virginiana</i> (False Dragonhead) <i>Potentilla arguta</i> (Prairie Cinquefoil) <i>Ratibida pinnata</i> (Yellow Coneflower) <i>Rudbeckia subtomentosa</i> (Fragrant Coneflower) <i>Silphium laciniatum</i> (Compass Plant) <i>Silphium terebinthinaceum</i> (Prairie Dock) <i>Oligoneuron rigidum</i> (Rigid Goldenrod) <i>Tradescantia ohiensis</i> (Spiderwort) <i>Veronicastrum virginicum</i> (Culver's Root)	



Class – Type	Seeds	lb/acre (kg/hectare)
5A Large Flower Native Forb Mixture 2/ 5/ 6/	Forb Mixture (see below)	5 (5)
	<u>Species:</u>	<u>% By Weight</u>
	<i>Aster novae-angliae</i> (New England Aster)	5
	<i>Echinacea pallida</i> (Pale Purple Coneflower)	10
	<i>Helianthus mollis</i> (Downy Sunflower)	10
	<i>Heliopsis helianthoides</i> (Ox-Eye)	10
	<i>Liatris pycnostachya</i> (Prairie Blazing Star)	10
	<i>Ratibida pinnata</i> (Yellow Coneflower)	5
	<i>Rudbeckia hirta</i> (Black-Eyed Susan)	10
	<i>Silphium laciniatum</i> (Compass Plant)	10
	<i>Silphium terebinthinaceum</i> (Prairie Dock)	20
	<i>Oligoneuron rigidum</i> (Rigid Goldenrod)	10
5B Wetland Forb 2/ 5/ 6/	Forb Mixture (see below)	2 (2)
	<u>Species:</u>	<u>% By Weight</u>
	<i>Acorus calamus</i> (Sweet Flag)	3
	<i>Angelica atropurpurea</i> (Angelica)	6
	<i>Asclepias incarnata</i> (Swamp Milkweed)	2
	<i>Aster puniceus</i> (Purple Stemmed Aster)	10
	<i>Bidens cernua</i> (Beggarticks)	7
	<i>Eutrochium maculatum</i> (Spotted Joe Pye Weed)	7
	<i>Eupatorium perfoliatum</i> (Boneset)	7
	<i>Helenium autumnale</i> (Autumn Sneezeweed)	2
	<i>Iris virginica shrevei</i> (Blue Flag Iris)	2
	<i>Lobelia cardinalis</i> (Cardinal Flower)	5
	<i>Lobelia siphilitica</i> (Great Blue Lobelia)	5
	<i>Lythrum alatum</i> (Winged Loosestrife)	2
	<i>Physostegia virginiana</i> (False Dragonhead)	5
	<i>Persicaria pensylvanica</i> (Pennsylvania Smartweed)	10
	<i>Persicaria lapathifolia</i> (Curlytop Knotweed)	10
	<i>Pycnanthemum virginianum</i> (Mountain Mint)	5
	<i>Rudbeckia laciniata</i> (Cut-leaf Coneflower)	5
	<i>Oligoneuron riddellii</i> (Riddell Goldenrod)	2
	<i>Sparganium eurycarpum</i> (Giant Burreed)	5
6 Conservation Mixture 2/ 6/	<i>Schizachyrium scoparium</i> (Little Blue Stem) 5/ <i>Elymus canadensis</i> (Canada Wild Rye) 5/ Buffalo Grass 5/ 7/ Vernal Alfalfa 4/ Oats, Spring	5 (5) 2 (2) 5 (5) 15 (15) 48 (55)
6A Salt Tolerant Conservation Mixture 2/ 6/	<i>Schizachyrium scoparium</i> (Little Blue Stem) 5/ <i>Elymus canadensis</i> (Canada Wild Rye) 5/ Buffalo Grass 5/ 7/ Vernal Alfalfa 4/ Oats, Spring <i>Puccinellia distans</i> (Fulfs Saltgrass or Salty Alkaligrass)	5 (5) 2 (2) 5 (5) 15 (15) 48 (55) 20 (20)
7 Temporary Turf Cover Mixture	Perennial Ryegrass Oats, Spring	50 (55) 64 (70)

Notes:

- 1/ Seeding shall be performed when the ambient temperature has been between 45 °F (7 °C) and 80 °F (27 °C) for a minimum of seven (7) consecutive days and is forecasted to be the same for the next five (5) days according to the National Weather Service.
- 2/ Seeding shall be performed in late fall through spring beginning when the ambient temperature has been below 45 °F (7 °C) for a minimum of seven (7) consecutive days and ending when the ambient temperature exceeds 80 °F (27 °C) according to the National Weather Service.
- 3/ Specific variety as shown in the plans or approved by the Engineer.
- 4/ Inoculation required.
- 5/ Pure Live Seed (PLS) shall be used.
- 6/ Fertilizer shall not be used.
- 7/ Seed shall be primed with  $KNO_3$  to break dormancy and dyed to indicate such.

Seeding will be inspected after a period of establishment. The period of establishment shall be six (6) months minimum, but not to exceed nine (9) months. After the period of establishment, areas not exhibiting 75 percent uniform growth shall be interseeded or reseeded, as determined by the Engineer, at no additional cost to the Department.”

80445

## **VEHICLE AND EQUIPMENT WARNING LIGHTS (BDE)**

Effective: November 1, 2021

Revised: November 1, 2022

Add the following paragraph after the first paragraph of Article 701.08 of the Standard Specifications:

“The Contractor shall equip all vehicles and equipment with high-intensity oscillating, rotating, or flashing, amber or amber-and-white, warning lights which are visible from all directions. In accordance with 625 ILCS 5/12-215, the lights may only be in operation while the vehicle or equipment is engaged in construction operations.”

80439

## WORK ZONE TRAFFIC CONTROL DEVICES (BDE)

Effective: March 2, 2020  
Revised: January 1, 2025

Add the following to Article 701.03 of the Standard Specifications:

“(q) Temporary Sign Supports ..... 1106.02”

Revise the third paragraph of Article 701.14 of the Standard Specifications to read:

“For temporary sign supports, the Contractor shall provide a FHWA eligibility letter for each device used on the contract. The letter shall provide information for the set-up and use of the device as well as a detailed drawing of the device. The signs shall be supported within 20 degrees of vertical. Weights used to stabilize signs shall be attached to the sign support per the manufacturer’s specifications.”

Revise the first paragraph of Article 701.15 of the Standard Specifications to read:

“**701.15 Traffic Control Devices.** For devices that must meet crashworthiness standards, the Contractor shall provide a manufacturer’s self-certification or a FHWA eligibility letter for each Category 1 device and a FHWA eligibility letter for each Category 2 and Category 3 device used on the contract. The self-certification or letter shall provide information for the set-up and use of the device as well as a detailed drawing of the device.”

Revise the first six paragraphs of Article 1106.02 of the Standard Specifications to read:

“**1106.02 Devices.** Work zone traffic control devices and combinations of devices shall meet crashworthiness standards for their respective categories. The categories are as follows.

Category 1 includes small, lightweight, channelizing and delineating devices that have been in common use for many years and are known to be crashworthy by crash testing of similar devices or years of demonstrable safe performance. These include cones, tubular markers, plastic drums, and delineators, with no attachments (e.g. lights). Category 1 devices shall be MASH compliant.

Category 2 includes devices that are not expected to produce significant vehicular velocity change but may otherwise be hazardous. These include vertical panels with lights, barricades, temporary sign supports, and Category 1 devices with attachments (e.g. drums with lights). Category 2 devices shall be MASH compliant.

Category 3 includes devices that are expected to cause significant velocity changes or other potentially harmful reactions to impacting vehicles. These include crash cushions (impact attenuators), truck mounted attenuators, and other devices not meeting the definitions of Category 1 or 2. Category 3 devices manufactured after December 31, 2019 shall be MASH compliant. Category 3 devices manufactured on or before December 31, 2019, and compliant

with NCHRP 350, may be used on contracts let before December 31, 2029. Category 3 devices shall be crash tested for Test Level 3 or the test level specified.

Category 4 includes portable or trailer-mounted devices such as sign supports, speed feedback displays, arrow boards, changeable message signs, temporary traffic signals, and area lighting supports. It is preferable for Category 4 devices manufactured after December 31, 2019 to be MASH-16 compliant; however, there are currently no crash tested devices in this category, so it remains exempt from the NCHRP 350 or MASH compliance requirement.

For each type of device, when no more than one MASH compliant is available, an NCHRP 350 compliant device may be used, even if manufactured after December 31, 2019.”

Revise Articles 1106.02(g), 1106.02(k), and 1106.02(l) to read:

“(g) Truck Mounted/Trailer Mounted Attenuators. The attenuator shall be approved for use at Test Level 3. Test Level 2 may be used for normal posted speeds less than or equal to 45 mph.

(k) Temporary Water Filled Barrier. The water filled barrier shall be a lightweight plastic shell designed to accept water ballast and be on the Department’s qualified product list.

Shop drawings shall be furnished by the manufacturer and shall indicate the deflection of the barrier as determined by acceptance testing; the configuration of the barrier in that test; and the vehicle weight, velocity, and angle of impact of the deflection test. The Engineer shall be provided one copy of the shop drawings.

(l) Movable Traffic Barrier. The movable traffic barrier shall be on the Department’s qualified product list.

Shop drawings shall be furnished by the manufacturer and shall indicate the deflection of the barrier as determined by acceptance testing; the configuration of the barrier in that test; and the vehicle weight, velocity, and angle of impact of the deflection test. The Engineer shall be provided one copy of the shop drawings. The barrier shall be capable of being moved on and off the roadway on a daily basis.”

80427

State of Illinois  
Department of Transportation  
Bureau of Local Roads and Streets

SPECIAL PROVISION  
FOR  
INSURANCE

Effective: February 1, 2007  
Revised: August 1, 2007

All references to Sections or Articles in this specification shall be construed to mean specific Section or Article of the Standard Specifications for Road and Bridge Construction, adopted by the Department of Transportation.

The Contractor shall name the following entities as additional insured under the Contractor's general liability insurance policy in accordance with Article 107.27:

Pleasure Driveway and Park District of Peoria

---

Maurer-Stutz, Inc.

---

---

---

---

---

---

---

The entities listed above and their officers, employees, and agents shall be indemnified and held harmless in accordance with Article 107.26.

## **CURED-IN-PLACE PIPE LINER**

Effective: April 15, 2022

**Description.** This work shall consist of installing cured-in-place pipe (CIPP) liners to rehabilitate pipe culverts or storm sewers.

**Materials.** Resin-impregnated flexible tubes or pipes shall be according to ASTM D 5813. Upon delivery of materials to the jobsite, the Contractor shall furnish independent test reports from the supplier showing the physical properties of the CIPP liner meets the material requirements of the applicable ASTM documents for the proposed liner.

**Construction Requirements.** Installation of the CIPP liner shall consist of a resin impregnated flexible tube or pipe being inverted or pulled into the host pipe and expanded to conform to the interior of the host pipe. The resin impregnated tube shall then be cured in place, creating a continuous structural liner within the host pipe.

The Contractor shall submit the following to the Engineer for approval, at least 15 days prior to the start of work:

- (a) References. A list containing at least three projects completed within the last three years prior to this project's bid date in which the Contractor performing this work has installed CIPP liners. The list of projects shall contain names and phone numbers of representatives who can verify the Contractor's participation on those projects.
- (b) Experience. Name and experience record of the CIPP liner supervisor
- (c) Materials. Manufacturer's published literature for the proposed CIPP liner.
- (d) Installation Procedure. Proposed methods of water diversion, cleaning and preparation of the existing culvert, ASTM standard for the proposed CIPP liner, setup locations for pulling or inverting the CIPP liner, testing and inspection methods, and final clean-up operations. Quality control procedures for conformance with applicable water testing and stormwater management requirements.

The Contractor shall submit a design report for each CIPP liner in the Contract, sealed by an Illinois licensed Structural Engineer, prior to the installation of the respective CIPP liner. Prior to completion of the design report, the Contractor shall clean and inspect the host pipe as described in the installation procedure. The Contractor shall provide a recording of the inspection to the Engineer. Authorization from the Engineer shall be requested to clear any obstructions not able to be removed by conventional sewer cleaning equipment.

The design report shall be submitted to the Engineer for approval prior to installation and include the following.

- (a) The anticipated length and diameter of CIPP liner.
- (b) The location and characteristics of cavities in and around the existing structure, and the location and quantity of any additional materials required, such as grout, pea gravel, or flowable backfill, to repair the existing structure and fill these cavities.

- (c) The location of any deformities such as jagged edges that may impact the liner installation or its function, and a plan to correct the deformities.
- (d) Design calculations and required in-place liner thickness of the CIPP liner. The wall thickness shall be calculated using the methodology provided in the applicable ASTM standard practice for the approved CIPP liner. The design loads shall be as per the AASHTO LRFD Bridge Design Specifications. The host pipe shall be considered fully deteriorated. The proposed CIPP liner shall have a 50-year design life, with a factor of safety of two (2).
- (e) The final in-place hydraulic opening shape and dimensions of the CIPP liner.

Liner shall not be installed until the design report has been approved by the Engineer. Liner shall not be installed if rain is in the forecast on the day of installation.

After completion of the design report, but prior to installation of the CIPP liner, the Contractor shall confirm the host pipe is in suitable condition for the installation of the proposed CIPP system.

Pipes shall be drained and flow shall be diverted.

The CIPP shall be installed according to ASTM F 1216, ASTM F 1743, or ASTM F 2019.

A resin impregnated sample (wick) shall be provided by the Contractor to provide verification of the curing process taking place in the host pipe.

The CIPP wall thickness installed by the Contractor shall be the Required In-Place Liner Thickness calculated in the design report, with allowable tolerances as per the applicable ASTM documents. Measured sample thickness will not include any portion not considered by the Engineer to be considered a structural component of the system.

The Contractor shall inspect the CIPP liner and provide the Engineer with a recording showing and describing the entire length of the completed liner. Any excessive wrinkling or damaged CIPP liner areas shall be repaired or modified to the satisfaction of the Engineer.



**ATTACHMENT A –  
INSURANCE REQUIREMENTS**

**ATTACHMENT A.6**  
**INSURANCE REQUIREMENTS**  
**ROUTINE CONSTRUCTION, MAINTENANCE AND REPAIR PROJECTS**

Contractor shall obtain insurance of the types and in the amounts listed below.

**A. COMMERCIAL GENERAL AND UMBRELLA LIABILITY INSURANCE**

Contractor shall maintain commercial general liability (CGL) and, if necessary, commercial umbrella insurance with a limit of not less than \$1,000,000 each occurrence. If such CGL insurance contains a general aggregate limit, it shall apply separately to this project/location.

CGL insurance shall be written on Insurance Services Office (ISO) occurrence form CG 00 01 10 93, or a substitute form providing equivalent coverage, and shall cover liability arising from premises, operations, independent contractors, products-completed operations, personal injury and advertising injury, and liability assumed under an insured contract (including the tort liability of another assumed in a business contract).

Owner shall be included as an insured under the CGL, using ISO additional insured endorsement CG 20 10 or a substitute providing equivalent coverage, and under the commercial umbrella, if any. This insurance shall apply as primary insurance with respect to any other insurance or self-insurance afforded to Owner.

There shall be no endorsement or modification of the CGL limiting the scope of coverage for liability arising from pollution, explosion, collapse, or underground property damage.

**B. CONTINUING COMPLETED OPERATIONS LIABILITY INSURANCE**

Contractor shall maintain commercial general liability (CGL) and, if necessary, commercial umbrella liability insurance with a limit of not less than \$1,000,000 each occurrence for at least one (1) year following substantial completion of the work.

Continuing CGL insurance shall be written on ISO occurrence form CG 00 01 10 93, or substitute form providing equivalent coverage, and shall, at minimum, cover liability arising from products-completed operations and liability assumed under an insured contract.

Continuing CGL insurance shall have a products-completed operations aggregate of at least two times its each occurrence limit.

Continuing commercial umbrella coverage, if any, shall include liability coverage for damage to the insured's completed work equivalent to that provided under ISO form CG 00 01.

**C. BUSINESS AUTO AND UMBRELLA LIABILITY INSURANCE**

Contractor shall maintain business auto liability and, if necessary, commercial umbrella liability insurance with a limit of not less than \$1,000,000 each accident. Such insurance shall cover liability arising out of any auto including owned, hired and non-owned autos.

Business auto insurance shall be written on Insurance Services Office (ISO) form CA 00 01, CA 00 05, CA 00 12, CA 00 20, or a substitute form providing equivalent liability coverage. If necessary, the policy shall be endorsed to provide contractual liability coverage equivalent to that provided in the 1990 and later editions of CA 00 01.

**D. WORKERS COMPENSATION INSURANCE**

Contractor shall maintain workers compensation as required by statute and employers liability insurance. The commercial umbrella and/or employers liability limits shall not be less than \$1,000,000 each accident for bodily injury by accident or \$1,000,000 each employee for bodily injury by disease.

If Owner has not been included as an insured under the CGL using ISO additional insured endorsement CG 20 10 under the Commercial General and Umbrella Liability Insurance required in this Contract, the Contractor waives all rights against Owner and its officers, officials, employees, volunteers and agents for recovery of damages arising out of or incident to the Contractor's work.

## **E. GENERAL INSURANCE PROVISIONS**

- 1. Evidence of Insurance.** Prior to beginning work, Contractor shall furnish Owner with a certificate(s) of insurance and applicable policy endorsement(s), executed by a duly authorized representative of each insurer, showing compliance with the insurance requirements set forth above.

All certificates shall provide for 30 days written notice to Owner prior to the cancellation or material change of any insurance referred to therein. Written notice to Owner shall be by certified mail, return receipt requested.

Failure of Owner to demand such certificate, endorsement or other evidence of full compliance with these insurance requirements or failure of Owner to identify a deficiency from evidence that is provided shall not be construed as a waiver of Contractor's obligation to maintain such insurance.

Owner shall have the right, but not the obligation, of prohibiting Contractor or any subcontractor from entering the project site until such certificates or other evidence that insurance has been placed in complete compliance with these requirements is received and approved by Owner.

Failure to maintain the required insurance may result in termination of this Contract at Owner's option.

With respect to insurance maintained after final payment in compliance with a requirement above, an additional certificate(s) evidencing such coverage shall be promptly provided to Owner whenever requested.

Contractor shall provide certified copies of all insurance policies required above within 10 days of Owner's written request for said copies.

- 2. Acceptability of Insurers.** For insurance companies which obtain a rating from A.M. Best, that rating should be no less than A VII using the most recent edition of the A.M. Best's Key Rating Guide. If the Best's rating is less than A VII or a Best's rating is not obtained, the Owner has the right to reject insurance written by an insurer it deems unacceptable.
- 3. Cross-Liability Coverage.** If Contractor's liability policies do not contain the standard ISO separation of insureds provision, or a substantially similar clause, they shall be endorsed to provide cross-liability coverage.
- 4. Deductibles and Self-Insured Retentions.** Any deductibles or self-insured retentions must be declared to the Owner. At the option of the Owner, the Contractor may be asked to eliminate such deductibles or self insured retentions as respects the Owner, its officers, officials, employees, volunteers and agents or required to procure a bond guaranteeing payment of losses and other related costs including but not limited to investigations, claim administration and defense expenses.
- 5. Subcontractors.** Contractor shall cause each subcontractor employed by Contractor to purchase and maintain insurance of the type specified above. When requested by the Owner, Contractor shall furnish copies of certificates of insurance evidencing coverage for each subcontractor.

## **F. INDEMNIFICATION**

To the fullest extent permitted by law, the Contractor shall indemnify and hold harmless the Owner and the Architect and their officers, officials, employees, volunteers and agents from and against all claims, damages, losses and expenses including but not limited legal fees (attorney's and paralegal's fees and court costs), arising

out of or resulting from the performance of the Contractor's work, provided that any such claim, damage, loss or expense (1) is attributable to bodily injury, sickness, disease or death, or injury to or destruction of tangible property, other than the work itself, including the loss of use resulting therefrom and (2) is caused in whole or in part by any wrongful or negligent act or omission of the Contractor, any Subcontractor, anyone directly or indirectly employed by any of them or anyone for whose acts any of them may be liable, except to the extent it is caused in part by a party indemnified hereunder. Such obligation shall not be construed to negate, abridge, or otherwise reduce any other right or obligation of indemnity which would otherwise exist as to any party or person described in this Paragraph. Contractor shall similarly protect, indemnify and hold and save harmless the Owner, its officers, officials, employees, volunteers and agents against and from any and all claims, costs, causes, actions and expenses including but not limited to legal fees, incurred by reason of Contractor's breach of any of its obligations under, or Contractor's default of, any provision of the Contract.

## SAMPLE LIABILITY INSURANCE ENDORSEMENT

**The following spaces preceded by an asterisk (\*) need not be completed if this endorsement and policy have the same inception date.**

ATTACHED TO AND FORMING PART OF POLICY NUMBER	*EFFECTIVE DATE OF ENDORSEMENT	*ISSUED TO
--	-----------------------------------	------------

This endorsement changes the policy. Please read it carefully.

### AUTOMATIC ADDITIONAL INSUREDS

The following provision is added to (SECTION II), Who Is An Insured.

5. Any entity you are required in a written contract (hereinafter called Additional Insured) to name as an insured is an insured but only with respect to liability arising out of your premises, “your work” for the Additional Insured, or acts or omissions of the Additional Insured in connection with the general supervision of “your work” to the extent set forth below.
  - a. The Limits of Insurance provided on behalf of the Additional Insured are not greater than those required by such contract.
  - b. The coverage provided to the Additional Insured(s) is not greater than that customarily provided by the policy forms specified in and required by the contract.
  - c. All insuring agreements, exclusions and conditions of this policy apply.
  - d. In no event shall the coverages or Limits of Insurance in this Coverage Form be increased by such contract.

Except when required otherwise by contract, this insurance does not apply to:

- 1) “Bodily injury” or “property damage” occurring after
  - a) All work on the project (other than service, maintenance or repairs) to be performed by or on behalf of the Additional Insured(s) at the site of the covered operations has been completed; or
  - b) That portion of “your work” out of which the injury or damage arises has been put to its intended use by any person or organization other than another contractor or subcontractor engaged in performing operations for a principal as a part of the same project.
- 2) “Bodily injury” or “property damage” arising out of any act or omission of the Additional Insured(s) or any of their employees, other than the general supervision of work performed for the Additional Insured(s) by you.
- 3) “Property damage” to
  - a) Property owned, used or occupied by or rented to the Additional Insured(s);
  - b) Property in the care, custody or control of the Additional Insured(s) or over which the Additional Insured(s) is for any purpose exercising physical control; or

- c) “Your work” for the Additional Insured(s).

With respect to Additional Insureds who are architects, engineers or surveyors, this insurance does not apply “bodily injury”, “property damage”, “personal injury” or “advertising injury” arising out of the rendering of or the failure to render any professional services by or for you, including:

- a) The preparing, approving, or failing to prepare or approve maps, drawings, opinions, reports, surveys, change orders, designs or specifications; and
- b) Supervisory, inspection or engineering services.

Any coverages provided hereunder shall be excess over any other valid and collectible insurance available to the Additional Insured(s) whether primary, excess, contingent or on any other basis unless a contract specifically requires that this insurance be primary or you request that it apply on a primary basis.

No person or organization is an Additional Insured with respect to the conduct of any current or past partnership or joint venture that is not shown as a Named Insured in the Declarations.

END OF ATTACHMENT A.6

**ATTACHMENT B –  
SOLICITATION AND HIRING FOR QUALIFYING CONSTRUCTION CONTRACTS & FORMS**

- QUALIFYING CONSTRUCTION CONTRACTS POLICY
- SUMMARY SHEET
- CERTIFICATE OF EQUAL EMPLOYMENT OPPORTUNITY COMPLIANCE FOR CONTRACTORS & VENDORS
- WORKFORCE PROFILE AND INSTRUCTIONS
- COMPANY OWNERSHIP CERTIFICATION
- MINORITY/WOMEN OWNED CONTACT SHEET
- CONTRACTOR/SUBCONTRACTOR WORKFORCE PLAN
- APPENDIX A OF 44 ILL ADMIN CODE 750

## SECTION III BUSINESS

### 5.00 SOLICITATION AND HIRING FOR QUALIFYING CONSTRUCTION CONTRACTS

#### .01 OBJECTIVE

The Peoria Park District Staff and Board believe that diversity and equity are central to our mission. Diversity of race, color, gender, disability, age, and culture in our employees and those we work with is important to fairly represent the same diversity in our community. The differing perspectives available from a diverse workforce are important to solving the complex problems of our community.

As one of the four pillars of the **Peoria Park District's 4-Pronged Approach to Equity** document, **Pillar #3** is to **Actively Promote and Encourage the Diversity, Equity and Inclusiveness of Peoria Park District funded Contractors and Suppliers.**

The Peoria Park District actively promotes and encourages maximum participation of minorities and women on Peoria Park District construction, procurement, and maintenance contracts to ensure that those we serve and those we work with look like the residents of our community.

This goal is established with the following objectives in mind:

- (A) To ensure that construction contracts are awarded and administered in a nondiscriminatory manner;
- (B) To meet the goals and requirements of the Illinois Human Rights Act ("Act") which requires that every party to a public contract and every eligible bidder shall refrain from unlawful discrimination and undertake affirmative action to assure equality of employment opportunity and eliminate the effects of past discrimination (775 ILCS 5/2-105(A)(1) and of the Illinois Administrative Code ("Code") which requires public contractors and subcontractors to determine if minority persons or women are underutilized in any job classification and, if such underutilization exists, to take appropriate affirmative action to rectify underutilization (44 Ill Admin Code 750.110 and 750.120);
- (C) To promote the District's use of Minority-Owned and Women-Owned Businesses by removing barriers and encouraging a level playing field on which such businesses can compete fairly for construction contracts;
- (D) To strive to increase capacity and participation of minority and women labor as well as Minority-Owned and Women-Owned Businesses for Peoria Park District construction projects; and
- (E) To ensure that goals for Minority-Owned and Women-Owned Businesses are narrowly tailored in accordance with applicable law.



The Park Board recognizes that it is required to comply with applicable bidding laws, federal and state constitutions, statutes, and rules and regulations, as well as any applicable local ordinances.

## .02 DEFINITIONS

For the purpose of this Policy, the terms set forth below shall have the following definitions:

"Minority Person" shall mean a person who is a citizen or lawful permanent resident of the United States and who is any of the following: (a) American Indian or Alaska Native (a person having origins in any of the original peoples of North and South America, including Central America, and who maintains tribal affiliation or community attachment); (b) Asian (a person having origins in any of the original peoples of the Far East, Southeast Asia, or the Indian subcontinent, including, but not limited to, Cambodia, China, India, Japan, Korea, Malaysia, Pakistan, the Philippine Islands, Thailand, and Vietnam); (c) Black or African American (a person having origins in any of the black racial groups of Africa); (d) Hispanic or Latino (a person of Cuban, Mexican, Puerto Rican, South or Central American, or other Spanish culture or origin, regardless of race); and (e) Native Hawaiian or Other Pacific Islander (a person having origins in any of the original peoples of Hawaii, Guam, Samoa, or other Pacific Islands).

"Woman" shall mean a person who is a citizen or lawful permanent resident of the United States and who is of the female gender.

"Minority-Owned Business" means a business which is at least 51% owned by one or more minority persons, or in the case of a corporation, at least 51% of the stock in which is owned by one or more minority persons; and the management and daily operations of which are controlled by one or more of the minority individuals who own it.

"Women-Owned Business" means a business which is at least 51% owned by one or more women, or in the case of a corporation, at least 51% of the stock in which is owned by one or more women; and the management and daily operations of which are controlled by one or more of the women who own it.

"Qualifying Construction Contract" or "Qualifying Construction Contracts" means any any or all construction projects with an estimated total base cost of \$50,000 or more.

"Responsible Bidder" means a person who has the capability in all respects to perform fully the contract requirements and who has the integrity and reliability that will assure good faith performance. Past performance may be considered as a part of this analysis. This further requires that the bidder is in compliance with the Act and Code.

"Responsive Bidder" means a person who has submitted a bid that conforms in all material respects to the invitation for bids.

"Subcontractor" includes any sub-subcontractors or any more remote contractors on the job.

Any definition above or herein that is not consistent with existing or subsequently added or amended provisions of the Act or Code shall be deemed modified to be consistent with the Act or Code. Any term used herein but not explicitly defined shall have the same meaning as in the Act or Code.

### .03 PARTICIPATION GOALS AND AFFIRMATIVE STEPS

(A) Goals:

It is a goal of the Peoria Park District to ensure that the goals and provisions of the Act and Code are met and to encourage participation of minorities and women on Park District Qualifying Construction Projects.

Peoria Park District shall as permitted by law:

(1) endeavor to award not less than 20% of the total dollar amount of the Park District's Qualifying Construction Contracts to Minority-owned Businesses and not less than 5% of the total dollar amount of the Park District's Qualifying Construction Contracts to Women-owned Businesses ("Participation Goals"); and

(2) endeavor to ensure that a minimum of 20% of the total hours worked on any Qualifying Construction Contract are performed by Minority Persons and a minimum of 5% of the total hours worked are performed by Women ("Workforce Goals").

(B) Affirmative Steps:

Peoria Park District shall take the following affirmative steps to ensure that the aforesaid goals are met in respect to Qualifying Construction Projects:

1) Require that all contractors and subcontractors, as a part of their bid submission documents, provide information demonstrating that the contractor or subcontractor has examined all of its job classifications to determine if minority persons or women are underutilized in any classification, and if so, what affirmative action was taken to rectify that underutilization. (44 Ill Admin Code 750.110 (b) and 750.120);

2) Require that if a contractor or subcontractor hires additional employees in order to perform the contract or portion of the contract, it will determine the availability of minorities and women in the areas from which it might reasonably recruit and will hire for each job classification in a way that minorities and women are not underutilized (44 Ill Admin Code 750.110(c) and 120);

3) Include as a part of all contracts, and require as a part of all subcontracts, the Equal Opportunity Clause set forth in Appendix A of 44 Ill Admin Code 750;

4) Place qualified Minority-Owned and Women-Owned Businesses on solicitation lists;

5) Require that Minority-Owned and Women-Owned Businesses are solicited whenever they are potential sources, at varying sizes of projects;

6) Include in all advertisements for bid (legal notice in the Peoria Journal Star), "Bidders are also advised that contract documents for this project include the non-discrimination, equal opportunity and affirmative action provisions in the Human Rights Act and rules and regulations of

the Department of Human Rights. The Peoria Park District is an EEO organization and encourages participation by minority and female-owned firms.”

- 7) Notify applicable plan rooms and diverse agencies which have specific outreach and contacts with local Minority-Owned Businesses or Women-Owned Businesses of current projects out for bid to encourage the broadest notification to Minority-Owned Businesses and Women-Owned Businesses;
- 8) Include in all bid documents, a current list of Minority-Owned and Women-Owned Businesses for general contractors to be able to contact;
- 9) Provide access to a website for free download ability of bid documents for all contractors, including Minority-Owned Businesses and Women-Owned Business;
- 10) When economically feasible and legally permissible, divide construction projects into smaller tasks or quantities to permit maximum participation by Minority-Owned and Women-Owned Businesses;
- 11) Establish project and delivery schedules, when feasible, that encourage participation by Minority-Owned and Women-Owned Businesses;
- 12) Provide the following documentation in staff recommendations to the Park Board: all contractors and agencies notified of the work, all contractors known to download the bid documents, all contractors that bid on the work, which contractors and subcontractors are minority or women owned; the racial, ethnic, and gender breakdown of the contractor and subcontractor workforce on the form provided by PPD; and whether the contractor or subcontractor has violated any law or ordinance, failed to follow any PPD policies, or breached any contract with the PPD in the past;
- 13) Track final statistics of Peoria Park District construction projects for Minority-Owned Businesses and Women-Owned Businesses and workforce participation numbers quarterly and annually;
- 14) Require the general contractor on Qualifying Construction Contracts, if subcontracts are to be let, to follow the Good Faith Effort requirements defined below.

*Good Faith Effort* is defined as follows:

A good faith effort means the contractor actively and aggressively sought participation by Minority-Owned and Women-Owned Businesses and/or employment of Minority Persons and Women and to meet all requirements of the Act and Code.

Evidence of good faith effort includes, as appropriate:

- Meeting the requirements of the Act and Code as set forth above on an ongoing basis
- Based on the trades and availability of contractors required to complete the project, a

minimum of three minority/women owned firms must be contacted. The Park District's list of minority/women owned firms will be included in all bid documents.

- The bidder shall negotiate in good faith with the potential minority/women owned firms by not imposing any conditions which are not similarly imposed on all other subcontractors and suppliers, or by denying benefits ordinarily conferred on subcontractors or suppliers for the type of work for which bids were solicited. Minority and women owned businesses must be notified at least 3 business days prior to bid opening to allow adequate time to review and provide bid.
- On all Qualifying Construction Contracts, the bidder must complete and include in the bid, the **Minority/Women Owned Contact Sheet** form. This form will include name of companies contacted, the time and date companies were contacted, the method by which the companies were contacted, the response by the companies contacted, the area of work the companies were contacted about, and bid amounts received from the companies along with other comments.
- The low bidder shall provide to the Park District upon request, copies of all correspondence including without limitation, faxes, letters, text messages, and emails sent to minority/women owned firms.
- Assisting interested Minority-owned and Women-owned Businesses in obtaining bonding, lines of credit and insurance;
- Seeking services from available minority and women community organizations, contractors' groups, business assistance offices and other organizations, as appropriate, to provide assistance in recruiting Minority owned and Women-owned Businesses;
- Providing payroll records or other evidence showing the percentage of Minority Persons and Women employees;
- If a Minority-owned or Women-owned Business is rejected, providing sound reasons for rejection;
- Assisting interested Minority-owned and Women-owned Businesses in obtaining necessary equipment, supplies or materials;
- Placing qualified Minority-Owned and Women-Owned Businesses on solicitation lists;
- Ensuring that Minority-Owned and Women-Owned Businesses are solicited whenever they are potential sources, at varying sizes of projects; and
- When economically feasible and legally permissible, dividing construction projects into smaller tasks or quantities to permit maximum participation by Minority-Owned and Women-Owned Businesses

- All other good faith efforts or evidence of due diligence to meet the Park District's Workforce Goals;

#### .04 CONTRACT BID DOCUMENTS AND AWARD

The Park District shall include within the bid documents for each Qualifying Construction Contract:

- (A) A copy of this policy (Section 5.00);
- (B) An identification of what documents are required to be submitted as a part of the bid under this policy;
- (C) Such documents as will assist in determining compliance with this policy (including without limitation, Company Ownership Form, EEO Form, Workforce Profile, Minority/Women Owned Contact Sheet, Contractor/Subcontractor Workforce Plan);
- (D) A requirement that the contractor meet the Park District's Workforce Goals or provide evidence of a good faith effort toward meeting the goals;
- (E) Appendix A of 44 Ill Admin Code 750;
- (F) Notice that all subcontracts must make reference to and incorporate the provisions of this policy. To the extent a subcontract does not reference and incorporate the provisions of this policy, the contractor will be deemed in breach of contract and in violation of this policy, and shall be subject to the provisions of Section .05. below; and
- (G) Such other documents as deemed appropriate.

Contracts will be awarded to the lowest Responsible and Responsive Bidder. Bids or proposals submitted without the required documentation identified in this policy are considered unresponsive and will be rejected.

#### .05 PROGRAM ADMINISTRATION

- (A) The Executive Director or designee shall administer and enforce the provisions of this policy;
- (B) The Park District Board, prior to voting on an applicable contract award, shall be provided information showing the bidder's compliance with this policy;
- (C) The Executive Director or designee shall monitor, track, and report contractors' compliance with this policy over the contract duration to ensure compliance with this policy, including prompt reporting of potential violations to the DEIA Committee and Park District Board. The Park District Board, after five (5) days' notice to the contractor and allowing the

contractor to make a presentation to the Park District Board, shall make a final determination of whether a violation has occurred and what penalty or remedy should be imposed for such violation. Potential penalties or remedies include, but are not limited to, termination of any contract or subcontract, corrective action steps, PPD's contractual remedies, or that the PPD will not consider that contractor to be a responsible bidder, in accordance with Section 8-1(c) of the Park District Code, 70 ILCS 1205/8-1(c), until that contractor provides evidence of making a good faith effort toward meeting these goals, or any combination of penalties and remedies that the Board deems appropriate. The decision of the Park Board is final. The Park Board shall promptly report its decision to the DEIA Committee.

- (D) The Executive Director or designee shall submit a quarterly report with statistics of Peoria Park District construction projects for Minority- Owned Businesses and Women-Owned Businesses and workforce participation numbers to DEIA Committee and to the Park Board for review; and
- (E) The Executive Director or designee shall submit an annual report to the DEIA Committee and Park Board of final statistics of Peoria Park District construction projects for Minority-Owned Businesses and Women-Owned Businesses and workforce participation numbers.

## **SUMMARY SHEET**

### **SOLICITATION AND HIRING FOR QUALIFYING CONSTRUCTION CONTRACTS**

(Construction Projects of \$50,000.00 or more)

#### **1. Goals**

Bidder must meet Park District's goals stated below or provide evidence of good faith effort toward meeting the goals to be considered a Responsible and Responsive Bidder.

- Not less than 20% of the total dollar amount of the Contract awarded to go to Minority-owned Businesses
- Not less than 5% of the total dollar amount of the Contract awarded to go to Women-owned Businesses
- Not less than 20% of total hours worked on the job to be by Minority Persons
- Not less than 5% of total hours worked on the job to be by Women

Prior to award, Bidder may be asked to attend a Park Board meeting to review goals and good faith efforts.

#### **2. Required bid documents**

The following forms are required with each bid submission. Failing to submit the forms may result in the bid being non-responsive.

- Bid Form
- Subcontractors List
- Certification of Compliance of Listed Provisions and Laws
- W-9
- Bid Bond
- Company Ownership Certification
- Certificate of Equal Employment Opportunity Compliance for Contractors and Vendors
- Workforce Profile
- Minority/Women Owned Contact Sheet
- Contractor/Subcontractor Workforce Plan

#### **3. Required project administrative documents**

- Signed Agreement Between Owner & Contractor
- Labor & Material Bond and Performance Bond
- Insurance
- Proof of Certified Payroll submitted to IDOL
- Lien Waivers
- Contractor Affidavit
- Contractor/Subcontractor Workforce Plan

#### **4. Notice to Subcontractors**

All subcontracts must make reference to and incorporate the provisions of this Qualifying Construction Contracts Policy. To the extent a subcontract does not reference and incorporate the provisions of the policy, the contractor will be deemed in breach of contract and in violation of this policy, and shall be subject to penalties or remedies stated below.

#### **5. Violation & Penalties**

During construction, not meeting self-stated goals listed on "Contractor/Subcontractor Workforce Plan" or "Minority/Women Owned Contact Sheet" shall appear to be a violation. This will result in the following:

- Staff will notify contractor and request additional information and corrective action steps

- Staff will give notice to the Diversity, Equity, Inclusion, & Accessibility (DEIA) Committee and the Park District Board
- The Park District Board, after 5 days' notice to the contractor and allowing the contractor to make a presentation to the Park District Board, shall make a final determination of whether a violation has occurred and what penalty or remedy should be imposed for such violations
- Potential penalties or remedies include:
  - Corrective action steps
  - Termination of any contract or subcontract
  - PPD's contractual remedies
  - PPD will not consider that contractor to be a responsible bidder on future projects until contractor provides evidence of making a good faith effort toward meeting these goals, or any combination of penalties and remedies that the Board deems appropriate.

The decision of the Park Board is final.





## Peoria Park District

### Certificate of Equal Employment Opportunity Compliance for Contractors & Vendors

The Peoria Park District is an Equal Opportunity Employer and it agrees with each of the provisions below and requires that all suppliers, contractors, subcontractors, and vendors doing business with the Park District be Certified Equal Employment Opportunity Employers in compliance with the Illinois Human Rights Act and such regulations promulgated thereunder, and, that any and all suppliers, contractors, subcontractors or vendors who are found to be in non-compliance with the Illinois Human Rights Act or said regulations may be declared ineligible for future contracts with this Park District; and, that each and every supplier, contractor, subcontractor or vendor does at all times in connection with any dealings with this Park District agree as follows:

- 1) That it will not discriminate against any employee or applicant for employment because of race, color, religion, sex, sexual orientation, marital status, order of protection status, national origin or ancestry, citizenship status, age, physical or mental disability unrelated to ability, military status or an unfavorable discharge from military service; and,

**further, that it will examine all job classifications to determine if minority persons or women are underutilized and will take appropriate affirmative action to rectify any underutilization [44 Ill Admin Code 750.110(b)].**

- 2) That, if it hires additional employees in order to perform this contract or any portion of this contract, it will determine the availability (in accordance with the Illinois Department of Human Rights Rules and Regulations) of minorities and women in the areas from which it may reasonably recruit and it will hire for each job classification for which employees are hired in a way that minorities and women are not underutilized.
- 3) That, in all solicitations or advertisements for employees placed by it or on its behalf, it will state that all applicants will be afforded equal opportunity without discrimination because of race, color, religion, sex, sexual orientation, marital status, order of protection status, national origin or ancestry, citizenship status, age, physical or mental disability unrelated to ability, military status or an unfavorable discharge from military service.
- 4) That it will send to each labor organization or representative of workers with which it has or is bound by a collective bargaining or other agreement or understanding, a notice advising the labor organization or representative of the contractor's obligations under the Illinois Human Rights Act and the Department's Rules and Regulations. If any labor organization or representative fails or refuses to cooperate with the contractor in its efforts to comply with such Act and Rules and Regulations, the contractor will promptly notify the Peoria Park District and will recruit employees from other sources when necessary to fulfill its obligations under the contract.
- 5) That it will submit reports as required by the Department's Rules and Regulations, furnish all relevant information as may from time to time be requested by the Department or the Peoria Park District, and in all respects comply with the Illinois Human Rights Act and the Department's Rules and Regulations.
- 6) That it will permit access to all relevant books, records, accounts and work sites by personnel of the Peoria Park District and the Department for purposes of investigation to ascertain compliance with the Illinois Human Rights Act and the Department's Rules and Regulations.
- 7) That it will include verbatim or by reference the provisions of this clause in every subcontract awarded under which any portion of the contract obligations are undertaken or assumed, so that the provisions will be binding upon the subcontractor. In the same manner as with other provisions of this contract, the contractor will be liable for compliance with applicable provisions of this clause by subcontractors; and further it will promptly notify the Peoria Park District and the Department in the event any subcontractor fails or refuses to comply with the provisions. In addition, the contractor will not utilize any subcontractor declared by the Illinois Human Rights Commission to be ineligible for contracts or subcontracts with the State of Illinois or any of its political subdivisions or municipal corporations.

Failure to properly complete and sign this form, certifying that the Company will agree to the above provisions of the Illinois Human Rights Act as well as the items below will result in it being returned unprocessed thereby resulting in a delay or denial of eligibility to be awarded work with the Peoria Park District.

The Company certifies that it has a written sexual harassment policy meeting the Illinois Human Rights Act and Illinois Department of Human Rights requirements.

\_\_\_\_\_  
Company Name

\_\_\_\_\_  
Company Address

\_\_\_\_\_  
Signature of Company Official

\_\_\_\_\_  
Name / Title

\_\_\_\_\_  
Telephone Number & Fax Number

\_\_\_\_\_  
Email Address

## WORKFORCE PROFILE

Job Classifications	Black Employees		White Employees		Hispanic Employees		Native American Employees		Asian Employees		Other Employees		TOTAL EMPLOYEES	
	M	F	M	F	M	F	M	F	M	F	M	F	M	F
1. Officials, Managers, Supervisors														
2. Professionals														
3. Technicians														
4. Sales														
5. Office/Clerical														
6. White Collar Trainees:														
7. Skilled Crafts:														
8. Apprentices:														
9. On-the-job Trainees:														
10. Semi-skilled														
11. Service Workers														
12. Unskilled														
<b>TOTALS</b>														

Company Name: \_\_\_\_\_

INSERT: PROJECT NAME - Project Manual

# WORKFORCE PROFILE INSTRUCTIONS

## RACE/ETHNIC IDENTIFICATION

WHITE (not of Hispanic origin): All persons having origins in any of the original peoples of Europe, North Africa, or the Middle East.

BLACK (not of Hispanic origin): All persons having origins in any of the Black racial groups of Africa.

HISPANIC: All persons of Mexican, Puerto Rican, Cuban, Central or South American, or other Spanish culture or origin, regardless of race.

ASIAN or PACIFIC ISLANDER: All persons having origins in any of the original peoples of the Far East, Southeast Asia, the Indian Subcontinent, or the Pacific Islands. This area includes, for example, China, India, Japan, Korea, the Philippine Islands, and Samoa.

NATIVE AMERICAN or ALASKAN NATIVE: All persons having origins in any of the original peoples of North America, and who maintain cultural identification through tribal affiliation or community recognition.

## DESCRIPTION OF JOB CLASSIFICATIONS

OFFICIALS, MANAGERS, AND SUPERVISORS - Occupations requiring administrative personnel who set broad policies, and exercise over-all responsibility for the execution of these policies, and direct individual departments or special phases of a firm's operations. Includes: officials, executives, middle management, plant managers, department managers/superintendents, salaried foremen who are members of management, purchasing agents and buyers, and kindred workers.

PROFESSIONALS - Occupations requiring either college graduation or experience of such kind and amount as to provide a comparable background. Includes: accountants/auditors, airplane pilots and navigators, architects, artists, chemists, designers, dietitians, editors, engineers, lawyers, librarians, mathematicians, natural scientists, personnel and labor relations workers, physical scientists, physicians, social scientists, teachers, and kindred workers.

TECHNICIANS - Occupations requiring combination of basic scientific knowledge and manual skill which can be obtained through about 2 years of post high school education, such as is offered in many technical institutes and junior colleges, or through equivalent on-the-job training. Includes: drafters, engineering aids, junior engineers, scientific assistants, surveyors, technical illustrators, technicians (medical, dental, electronic physical sciences), and kindred workers.

SALES WORKERS - Occupations engaging wholly or primarily in direct selling. Includes: advertising agents/salespersons, insurance agents/brokers, real estate agents/brokers, stock and bond salespersons, demonstrators, salespersons and sales clerks, and kindred workers.

OFFICE AND CLERICAL WORKERS - Includes all clerical type work regardless of level of difficulty, where the activities are predominantly non-manual though some manual work not directly involved with altering or transporting the products is included. Includes: bookkeepers, cashiers, collectors (bills and accounts), messengers and office couriers, office machine operators, shipping and receiving clerks, stenographers, typist and secretaries, telegraph and telephone operators, and kindred workers.

WHITE COLLAR TRAINEES - Persons engaged in formal training for official, managerial, professional, technical, sales, office and clerical occupations.

SKILLED CRAFTS - Manual worker of relatively high skill level having a thorough and comprehensive knowledge of the processes involved in their work. Exercise considerable independent judgment and usually receive an extensive period of training. Includes: the building trades hourly paid foremen and leadmen who are not members of management, mechanics and repairmen, skilled machining occupations, compositors and typesetters, electricians, engravers, job setters (metal), motion picture projectionists, pattern and model makers, stationary engineers, tailors and tailoresses, and kindred workers.

APPRENTICES - Persons employed in a program including work training and related instruction to learn a trade or craft which is traditionally considered an apprenticeship, regardless of whether the program is registered with a Federal or State agency.

ON-THE-JOB TRAINEES - Persons engaged in formal training for craftsmen when not trained under apprentice programs; semi-skilled, unskilled and service occupations.

SEMI-SKILLED WORKERS - Workers who operate machine or processing equipment or perform other factory-type duties of intermediate skill level which can be mastered in a few weeks and require only limited training.

SERVICE WORKERS - Workers in both protective and non-protective service occupations. Includes: attendants (hospital and other institution, professional and personal service), barbers, charwomen and cleaners, cooks (except household), counter and fountain workers, elevator operators, fire fighters, guards, watchmen and doorkeepers, stewards, janitors, police officers and detectives, porters, waiters and waitresses, and kindred workers.

UNSKILLED WORKERS - Workers in manual occupations which generally require no special training. Perform elementary duties that may be learned in a few days and require the application of little or no independent judgement. Includes: garage laborers, car washers and greasers, gardeners (except farm) and groundskeepers, longshoremen and stevedores, lumbermen, craftsmen and wood choppers, laborers performing lifting, digging, mixing loading and pulling operations, and kindred workers.



# PEORIA PARK DISTRICT

## Company Ownership Certification

In compliance with Illinois Public Act 102-265, and Peoria Park District policy, disclosure of the information requested in this form is required by the Peoria Park District. Failure to properly complete and sign this form will result in it being returned unprocessed thereby resulting in a delay or denial of Company's eligibility to transact business with Peoria Park District.

Please answer all questions. Note, Company may answer "Yes" to more than one category.

- **Is the Company a Minority Owned Business?**  YES  NO

Check One:

Company holds Certification for this classification, or

Company is self-certifying

- **Is the Company a Woman Owned Business?**  YES  NO

Check One:

Company holds Certification for this classification, or

Company is self-certifying

- **Is the Company a Disability-Owned Business?**  YES  NO

Check One:

Company holds Certification for this classification, or

Company is self-certifying

- **Is the Company a Veteran Owned Business?**  YES  NO

Check One:

Company holds Certification for this classification, or

Company is self-certifying

- **Is the Company a Service Disabled Veteran Owned Business?**  YES  NO

Check One:

Company holds Certification for this classification, or

Company is self-certifying

**Does Company qualify as a small business under federal Small Business Administration?**  YES  NO

<https://www.sba.gov/document/support-table-size-standards>

**Please list the name(s) of the Company majority owner(s):** \_\_\_\_\_

**Does Company have any parent and/or subsidiary companies?**  YES  NO

**If yes, please list all companies:** \_\_\_\_\_

\_\_\_\_\_

By signing this form, the Company and the individual signing below attest that the above questions have been answered truthfully, to the best of their knowledge.

\_\_\_\_\_  
Company Name

\_\_\_\_\_  
Company Address

\_\_\_\_\_  
Signature of Company Official

\_\_\_\_\_  
Name / Title

\_\_\_\_\_  
Telephone Number & Fax Number

\_\_\_\_\_  
Email Address



# PEORIA PARK DISTRICT

## Definitions for Company Ownership Certification

- Selected Classification of Owned Business means a business which is at least 51% owned by one or more persons of the selected ownership classification (i.e. minority, women, veteran, etc.), or in the case of a corporation, at least 51% of the stock in which is owned by one or more persons of the selected ownership classification; and the management and daily operations of which are controlled by one or more of the selected ownership classification individuals who own it.
- Control means the exclusive or ultimate and sole control of the business including, but not limited to, capital investment and all other financial matters, property, acquisitions, contract negotiations, legal matters, officer-director-employee selection and comprehensive hiring, operating responsibilities, cost-control matters, income and dividend matters, financial transactions and rights of other shareholders or joint partners. Control shall be real, substantial and continuing, no pro forma. Control shall include the power to direct or cause the direction of the management and policies of the business and to make the day-to-day as well as major decisions in matters of policy, management and operations. Control shall be exemplified by possessing the requisite knowledge and expertise to run the particular business and control shall not include simple majority or absentee ownership.
- Minority person shall mean a person who is a citizen or lawful permanent resident of the United States and who is any of the following:
  - a) American Indian or Alaska Native (a person having origins in any of the original peoples of North and South America, including Central America, and who maintains tribal affiliation or community attachment).
  - b) Asian (a person having origins in any of the original peoples of the Far East, Southeast Asia, or the Indian subcontinent, including, but not limited to, Cambodia, China, India, Japan, Korea, Malaysia, Pakistan, the Philippine Islands, Thailand, and Vietnam).
  - c) Black or African American (a person having origins in any of the black racial groups of Africa).
  - d) Hispanic or Latino (a person of Cuban, Mexican, Puerto Rican, South or Central American, or other Spanish culture or origin, regardless of race).
  - e) Native Hawaiian or Other Pacific Islander (a person having origins in any of the original peoples of Hawaii, Guam, Samoa, or other Pacific Islands).
- Woman shall mean a person who is a citizen or lawful permanent resident of the United States and who is of the female gender.
- Veteran means a person who (i) has been a member of the armed forces of the United States or, while a citizen of the United States, was a member of the armed forces of allies of the United States in time of hostilities with a foreign country and (ii) has served under one or more of the following conditions: (a) the veteran served a total of at least 6 months; (b) the veteran served for the duration of hostilities regardless of the length of the engagement; (c) the veteran was discharged on the basis of hardship; or (d) the veteran was released from active duty because of a service connected disability and was discharged under honorable conditions.
- Service-Disabled Veteran means a veteran who has been found to have 10% or more service-connected disability by the United States Department of Veterans Affairs or the United States Department of Defense.
- A Person with a Disability means a person who is a citizen or lawful resident of the United States and is a person qualifying as being disabled, meaning a person with a severe physical or mental disability that:
  - a) results from: amputation, arthritis, autism, blindness, burn injury, cancer, cerebral palsy, Crohn's disease, cystic fibrosis, deafness, head injury, heart disease, hemiplegia, hemophilia, respiratory or pulmonary dysfunction, an intellectual disability, mental illness, multiple sclerosis, muscular dystrophy, musculoskeletal disorders, neurological disorders, including stroke and epilepsy, paraplegia, quadriplegia and other spinal cord conditions, sickle cell anemia, ulcerative colitis, specific learning disabilities, or end stage renal failure disease; and
  - b) substantially limits one or more of the person's major life activities.Another disability or combination of disabilities may also be considered as a severe disability for the purposes of item (a) of this subdivision if it is determined by an evaluation of the rehabilitation potential to cause a comparable degree of substantial functional limitation similar to the specific list of disabilities listed in item (a) of this subdivision.
- Certification means a determination made by the Business Enterprise Council for Minorities, Women, and Persons with Disabilities, or by one delegated authority from the Council to make certifications, or by a State agency with statutory authority to make such a certification, that a business entity is a business owned by a minority, woman, or person with a disability for whatever purpose.



## Contractor/Subcontractor Workforce Plan

Initial Bid/Estimating Date: \_\_\_\_\_ Progress Reporting Date: \_\_\_\_\_

Check appropriate status:

\_\_\_\_\_ Contractor  
 \_\_\_\_\_ Subcontractor

Company Name: \_\_\_\_\_

Address: \_\_\_\_\_

Contact Person: \_\_\_\_\_ Phone: \_\_\_\_\_

Project: \_\_\_\_\_

Date Work Started: \_\_\_\_\_ Percent Complete: \_\_\_\_\_ %

Job Categories (by Trade)	Total Est. Hrs. (Bid)	# Crew (Head Ct.)	# Minority (Head Ct.)	# Female (Head Ct.)	Planned Minority Hrs.	Planned Female Hrs.	Actual Minority Hrs. to date	Actual Female Hrs. to date
Example: Carpenter	1,000	4	1	0	250	0		
Example: Painter	300	3	1	1	100	100		
<b>Total</b>								

**Document Purpose:**

This document is a tool to estimate the number and areas of work concerning minority and female labor hours anticipated on this job.

The apparent low bidder and their subcontractors listed on the bid documents shall submit this form within one week after bid opening to the Peoria Park District.

This tool is also a means of tracking the minority and female hours on this job. This document shall be attached to each invoice to show actual minority and female hours on this job.

<i>Job Categories (by Trade)</i>	<i>List of Workers Trade Name</i>
<i>Total Est. Hrs. (Bid)</i>	<i>Total hours of each of the trade listed</i>
<i># Crew (Head Ct.)</i>	<i>Total crew head count of each of the trade listed</i>
<i># Minority (Head Ct.)</i>	<i>Total Minority head count (it is subset of Total Crew #)</i>
<i># Females (Head Ct.)</i>	<i>Total Female head count (it is subset of Total Crew #)</i>
<i>Planned Minority Hrs.</i>	<i>Planned Minority hours of each of the trade listed</i>
<i>Planned Female Hrs.</i>	<i>Planned Female hours of each of the trade listed</i>



**Contractor/Subcontractor Workforce Plan (pg 2)  
Anticipated Minority & Female Hours on the Job  
Implementation Outline**

Initial Bid/Estimating Date: \_\_\_\_\_

Job Categories (by Trade)	Month #1 or Payment #1	Month #2 or Payment #2	Month #3 or Payment #3	Month #4 or Payment #4	Month #5 or Payment #5	Month #6 or Payment #6	Month #7 or Payment #7
------------------------------	------------------------------	------------------------------	------------------------------	------------------------------	------------------------------	------------------------------	------------------------------

Example: Carpenter			XXXXXXXXXX	XXXXXXXXXX	XXXXXXXXXX		
Example: Painter						XXXXXXXXXX	XXXXXXXXXX

**Document Purpose:**

This document is a tool to help the Park District anticipate when minority and women hours can be expected on the project to help ensure compliance of good faith efforts.

APPENDIX A OF 44 IL ADMIN CODE 750  
EQUAL EMPLOYMENT OPPORTUNITY

In the event of the contractor's non-compliance with the provisions of this Equal Employment Opportunity Clause or the Act, the contractor may be declared ineligible for future contracts or subcontracts with the State of Illinois or any of its political subdivisions or municipal corporations, and the contract may be cancelled or voided in whole or in part, and other sanctions or penalties may be imposed or remedies invoked as provided by statute or regulation. During the performance of this contract, the contractor agrees as follows:

- 1) That he or she will not discriminate against any employee or applicant for employment because of race, color, religion, sex, sexual orientation, marital status, order of protection status, national origin or ancestry, citizenship status, age, physical or mental disability unrelated to ability, military status or an unfavorable discharge from military service; and, further, that he or she will examine all job classifications to determine if minority persons or women are underutilized and will take appropriate affirmative action to rectify any underutilization.
- 2) That, if he or she hires additional employees in order to perform this contract or any portion of this contract, he or she will determine the availability (in accordance with this Part) of minorities and women in the areas from which he or she may reasonably recruit and he or she will hire for each job classification for which employees are hired in a way that minorities and women are not underutilized.
- 3) That, in all solicitations or advertisements for employees placed by him or her or on his or her behalf, he or she will state that all applicants will be afforded equal opportunity without discrimination because of race, color, religion, sex, sexual orientation, marital status, order of protection status, national origin or ancestry, citizenship status, age, physical or mental disability unrelated to ability, military status or an unfavorable discharge from military service.
- 4) That he or she will send to each labor organization or representative of workers with which he or she has or is bound by a collective bargaining or other agreement or understanding, a notice advising the labor organization or representative of the contractor's obligations under the Act and this Part. If any labor organization or representative fails or refuses to cooperate with the contractor in his or her efforts to comply

with the Act and this Part, the contractor will promptly notify the Department and the contracting agency and will recruit employees from other sources when necessary to fulfill its obligations under the contract.

- 5) That he or she will submit reports as required by this Part, furnish all relevant information as may from time to time be requested by the Department or the contracting agency, and in all respects comply with the Act and this Part.
- 6) That he or she will permit access to all relevant books, records, accounts and work sites by personnel of the contracting agency and the Department for purposes of investigation to ascertain compliance with the Act and the Department's Rules and Regulations.
- 7) That he or she will include verbatim or by reference the provisions of this clause in every subcontract awarded under which any portion of the contract obligations are undertaken or assumed, so that the provisions will be binding upon the subcontractor. In the same manner as with other provisions of this contract, the contractor will be liable for compliance with applicable provisions of this clause by subcontractors; and further it will promptly notify the contracting agency and the Department in the event any subcontractor fails or refuses to comply with the provisions. In addition, the contractor will not utilize any subcontractor declared by the Illinois Human Rights Commission to be ineligible for contracts or subcontracts with the State of Illinois or any of its political subdivisions or municipal corporations.

**ATTACHMENT C –  
DIRECTORY OF MINORITY & WOMEN OWNED BUSINESS ENTERPRISES**

# Directory of Minority & Women Owned Business Enterprises Peoria Park District

MBE-Minority Owned Business Enterprise • WBE-Women Owned Business Enterprise • DOB-Persons with Disability Owned Business Enterprise  
VOB-Veteran Owned Business Enterprise • SDV-Service Disabled Veteran Owned Business Enterprise

<b>3 Keys Construction (MBE)</b> Tray Keys	General Construction 2314 Lehman Rd, Peoria, IL 61604	309-472-2721 <a href="mailto:traykeys@gmail.com">traykeys@gmail.com</a>
<b>A. Lucas &amp; Sons Steel (WBE)</b> Margaret Hanley	Structural Steel Fabrication 1328 SW Washington, Peoria, IL 61602	309-673-8547 <a href="mailto:Margaret@alucasiron.com">Margaret@alucasiron.com</a>
<b>Ace In The Hole (WBE)</b> Willa Warnkes-Sipp	Asphalt 15820 McDonald Rd, Hanna City, IL 61536	309-231-4556 <a href="mailto:patchem1@yahoo.com">patchem1@yahoo.com</a>
<b>Adams Septic &amp; Sewer Services Inc (WBE)</b> Michelle Adams	Septic and Sewer Contractor 1641 N Tiber Ridge Ct, East Peoria, IL 61611 <a href="mailto:adamssepticsewer@sbcglobal.net">adamssepticsewer@sbcglobal.net</a>	309-691-6113
<b>AFE Construction LLC (MBE/WBE)</b> Tommy and Monica Arbuckle	General Contractor 2216 W Altorfer Dr, Suite #2, Peoria, IL 61615	309-473-8688 309-208-3092 Cell <a href="mailto:admin@afeconstruction.net">admin@afeconstruction.net</a> <a href="mailto:tommy@afeconstruction.net">tommy@afeconstruction.net</a>
<b>Agile Supply Company (MBE)</b>	Commercial Building Materials 706 West Bradley Ave, Urbana, IL 61801	217-729-2686 <a href="mailto:sales@agilesupplycompany.com">sales@agilesupplycompany.com</a>
<b>Alexander Brothers Construction Co (MBE)</b> Arielle Alexander	Concrete, Demolition, Excavation, Landscaping PO Box 1508, Peoria, IL 61605 <a href="mailto:alexanderbrothers1997@gmail.com">alexanderbrothers1997@gmail.com</a>	309-713-3010
<b>Alexander &amp; Sons Construction (MBE)</b> Leonard Alexander	Driveways, Curbs, Foundations, Layouts, Sidewalks, etc. 2415 N. Linn Street, Peoria, IL 61604 <a href="mailto:Leonardalexander1467@yahoo.com">Leonardalexander1467@yahoo.com</a>	773-628-9064 Cell
<b>Allworld Project Management LLC (MBE)</b> Ronnie Foster Jr	Highway, Street & Bridge Construction, Water & Sewer Line and Related Construction, Landscaping, Civil Engineering 415 South Front Street, Suite 121, Memphis, TN 38103	901-881-2985 <a href="mailto:info@allworldmail.com">info@allworldmail.com</a>
<b>Architectural Design Group, Inc (WBE)</b> Deborah Jean Baker	Architect Services 800 SW Adams St, Peoria, IL 61602	309-672-6498 <a href="mailto:dbaker@archdesigngrp.com">dbaker@archdesigngrp.com</a>
<b>Bautista Electric Enterprises Inc (MBE)</b>	Electrical 1204 W Eads St, Urbana, IL 61801	217-637-0659 <a href="mailto:Bautistaelectricinc@gmail.com">Bautistaelectricinc@gmail.com</a>
<b>Ben Hendricks Trucking Inc (WBE)</b> Miranda Hendricks	Trucking, Freight 460 W Vine St, Canton, IL 61520 <a href="mailto:benhendrickstrucking@gmail.com">benhendrickstrucking@gmail.com</a>	815-289-7994 309-647-6878
<b>Black Squirrel Contracting (MBE)</b> Joshua Wessels	Concrete, Painting 2037 N Aspen Road, Peoria, IL 61604	309-369-7817 <a href="mailto:blackssquirrel@yahoo.com">blackssquirrel@yahoo.com</a>
<b>BMI Contractors &amp; Assoc (MBE)</b> Sammy Hobson	Excavation, Concrete, Demolition 1123 MacQueen, Peoria, IL 61604	309-657-4469 <a href="mailto:bmicontractors@yahoo.com">bmicontractors@yahoo.com</a>
<b>BOWA Group, The (MBE)</b> Lee Fantroy	General 7050 S Stony Island Ave, Chicago, IL 60649	312-238-9899 <a href="mailto:lfantroy@thebowagroup.com">lfantroy@thebowagroup.com</a>
<b>BPI Testing LLC (WBE)</b>	HVAC Building Testing Services 2911 Gill Street, Ste 1A, Bloomington, IL 61704	309-663-1500 <a href="mailto:bpi@bpitestingllc.com">bpi@bpitestingllc.com</a>
<b>Braun Excavating Inc (WBE)</b> Teresa Braun	Demolition, Digging of Footings, Excavation, Pipe Laying 24 Gulf Stream, Bartonville, IL 61607	309-697-5454
<b>Brown Procurement &amp; Consulting (MBE)</b>	Electrical Supply 4002 Crowwood Dr, Apt 104, Champaign, IL 61822	217-418-2689 <a href="mailto:marcus@brown-pc.com">marcus@brown-pc.com</a>
<b>Buddy's Grounds Maintenance Inc (MBE)</b> Dexter Davis	Landscaping PO Box 1125, Bloomington, IL 61702	309-824-9211 <a href="mailto:Dexterdavis2@aol.com">Dexterdavis2@aol.com</a>
<b>Built United (MBE)</b> John Sutherland	General Contractor, Carpentry 921 S. Bosch Rd, Unit B, Peoria, IL 61607	309-699-9191 <a href="mailto:john@builtunited.com">john@builtunited.com</a>

<b>Burnside Brothers Construction (MBE)</b> Terry Burnside	Landscaping, General Construction 3563 SW Adams, Peoria, IL 61605	309-922-9390 <a href="mailto:terryburnside@hotmail.com">terryburnside@hotmail.com</a>
<b>C Lindsay Sealcoating (MBE)</b>	Paving & Asphalt Serving Peoria & Surrounding Areas	309-291-9352 309-453-8162 <a href="mailto:clindsay44@yahoo.com">clindsay44@yahoo.com</a>
<b>C &amp; G Concrete Construction Co Inc (WBE)</b> Patricia Slusher	Concrete East Peoria, IL 61611	309-699-0384 309-208-4601 Cell <a href="mailto:Rodney@cngconcrete.com">Rodney@cngconcrete.com</a> <a href="mailto:tricia@cngconcrete.com">tricia@cngconcrete.com</a>
<b>CAD Construction (WBE)</b> Kerry Keller	General Contractor 150 S Baer Rd, Tremont, IL 61568 <a href="mailto:admin@cadconstructioninc.com">admin@cadconstructioninc.com</a>	309-925-2092
<b>Central IL Consulting (WBE)</b> Jessica Youngman	Land Surveying 416 Germantown Rd, Germantown, IL 61548	309-383-3156 <a href="mailto:youngman@mtco.com">youngman@mtco.com</a>
<b>Central Landscaping (WBE)</b> Donna Brandenburg	Seeding, Landscaping 12512 Mendell Rd, Princeville, IL 61559	309-385-4832
<b>CJL Landscaping Inc (WBE)</b> Rebecca Kelch	Landscaping 10902 W US Highway 150, Brimfield, IL 61517	309-691-9200 <a href="mailto:Meinders_81@yahoo.com">Meinders_81@yahoo.com</a> <a href="mailto:jrdoering@att.net">jrdoering@att.net</a>
<b>Clevenger Contractors Inc (WBE)</b> Verlee Clevenger, Misty L. Daham	Guardrail, Bridge Rail, Seeding, Fencing 355 Naples Rd, PO Box 19, Bluffs, IL 62621	217-754-3411 <a href="mailto:clever@irtc.net">clever@irtc.net</a>
<b>CNS Forestry &amp; Landscaping (WBE)</b>	Forestry & Landscaping 1813 1000 <sup>th</sup> St, Lincoln, IL 62656	217-792-3808
<b>Concrete to Perfection (MBE/WBE)</b> Elonda Whitfield	Concrete (Repair, Design, Protect, Patching) and Counter Tops 3510 N Kingston Dr Unit 21, Peoria, IL 61604 <a href="mailto:concretetoperfection@gmail.com">concretetoperfection@gmail.com</a>	309-681-9508 309-472-0215 Cell
<b>Cook Fasser (WBE)</b>	Roofing Supplies 5835 N Galena Road, #201, Peoria, IL 61614	309-682-1600 <a href="mailto:manderson@cookfasser.com">manderson@cookfasser.com</a>
<b>Cordova Construction (WBE)</b> Tina Christopher	Landscaping, Dirt Work, Concrete Removal, Curb & Gutter Removal, Sidewalk Removal 2424 N Ellory Road, Peoria, IL 61615	309-208-3448 Cell <a href="mailto:tinac18827@yahoo.com">tinac18827@yahoo.com</a>
<b>Cranford Plumbing (WBE)</b>	Plumbing PO Box 755, Dunlap, IL 61525	309-697-3484
<b>CSS (Construction Specialties &amp; Services) (MBE)</b> Dave Suzuki	Building Specialties, Design, Engineering, Estimating PO Box 120703, Peoria, IL 61614	309-685-8453 <a href="mailto:css@sai-x.com">css@sai-x.com</a> <a href="mailto:cssco@sai-x.com">cssco@sai-x.com</a>
<b>Custom Underground Inc (WBE)</b> Diane Feuchter	Directional Boring, Fiber Optic Splicing, Utility Construction 9907 W US Highway 150, Edwards, IL 61528	309-683-3677 <a href="mailto:mail@customug.com">mail@customug.com</a>
<b>CWG Inc (WBE)</b> Teresa Gustafson	Demolition, Excavation, Trucking 24635 Cooper Rd, Morton, IL 61550	309-208-5461 Cell 309-208-8899 Cell
<b>Dashco, Inc (WBE)</b>	Insulation, siding, windows, soffits, gutters, rain/gutter guard 4901 S Becker Dr, Bartonville, IL 61607	309-633-1383 <a href="mailto:debbie@dashco.site">debbie@dashco.site</a>
<b>DECA Realty &amp; DECA Properties (MBE)</b> Eddie J. Washington	Real Estate Broker, Appraiser & Properties 417 W Main, Peoria, IL 61606	309-637-3322 <a href="mailto:washingtoned48@gmail.com">washingtoned48@gmail.com</a>
<b>Design Air Inc (MBE)</b> Courtney Eston	Commercial Air Duct Cleaning 6625 N Big Hollow Rd # 312, Peoria, IL 61615	309-693-8632 <a href="mailto:cle@designair-inc.com">cle@designair-inc.com</a>
<b>Drummond Construction LLC (MBE)</b> Charles Drummond	Sewage and stormwater treatment works or nonpoint source projects 1609 S Griswold, Peoria IL 61605	309-643-2757 <a href="mailto:drummondcharles9@gmail.com">drummondcharles9@gmail.com</a>
<b>E &amp; D Trucking and Hauling Inc (MBE)</b> Eddie Proctor	Trucking/Hauling 1913 N Idaho, Peoria, IL 61604	309-251-6736 Cell
<b>Earth Care Unlimited Inc (WBE)</b> Monica Thornley	Landscaping, Seeding, Sodding 3108 Panther Grove Rd, Ashland, IL 62612 <a href="mailto:earthcareunlimited@yahoo.com">earthcareunlimited@yahoo.com</a>	217-452-7370 217-414-4321

<b>Elite Armour Roofing (WBE)</b>	Roofing, Siding, Gutters, Fascia, Soffits Dunlap, IL	800-327-4987 <a href="mailto:elitearmourroofing@gmail.com">elitearmourroofing@gmail.com</a>
<b>Foster-Jacob Electric (WBE)</b> Emily Rudesill	Electrical 826 W Main St, Peoria, IL 61606	309-674-8129 <a href="mailto:emilyj@fosterjacob.com">emilyj@fosterjacob.com</a>
<b>Fosters Custom Painting (WBE)</b>	Painter Peoria, IL <a href="mailto:fosterscustompainting@yahoo.com">fosterscustompainting@yahoo.com</a>	309-208-7538
<b>Fritch Heating &amp; Cooling (WBE)</b>	HVAC 1004 NE Adams, Peoria, IL 61603	309-671-5360
<b>G.A. Rich &amp; Sons (WBE)</b>	Mechanical and Utility Contractor, Commercial Plumbing 204 S Perry, Deer Creek, IL 61733	309-447-6231 <a href="mailto:info@garich.com">info@garich.com</a>
<b>Garza Heating &amp; Cooling (MBE)</b>	HVAC 1304 S Western Ave, Peoria, IL 61605	309-645-6294 <a href="mailto:carlosgarza@gmail.com">carlosgarza@gmail.com</a>
<b>General Fence Company (MBE)</b> Stephanie Guerrero	Fencing 2305 W. Mound Road, Decatur, IL 62526 <a href="mailto:stephanie@generalfence.comcastbiz.net">stephanie@generalfence.comcastbiz.net</a>	217-877-3831
<b>Get Current Electrical Services (MBE)</b> Richard Rhodes	Electrical 4210 N Northbrook Ct	309-989-7931 <a href="mailto:gces.inc@yahoo.com">gces.inc@yahoo.com</a>
<b>Horowitz Concrete (WBE)</b>	Concrete 128 Legion Lane, East Peoria, IL 61611	309-208-4757
<b>Ronald A. Givens &amp; Associates (MBE)</b> Ronald A. Givens	Insurance & Investments 2616 N Lehman, Peoria, IL 61602	309-685-4588
<b>GIVSCO Construction (MBE)</b> Ronald Givens	General Contractor 2323 Lakeshore Dr, Suite B, Pekin, IL 61554	309-620-9127 <a href="mailto:info@givSCO.com">info@givSCO.com</a>
<b>Gutters &amp; More (WBE)</b> Kris Rainey	Gutters 157 Thunderbird Ln, East Peoria, IL 61611	309-694-4000 <a href="mailto:ksr@gutters-more.com">ksr@gutters-more.com</a>
<b>H &amp; S Mechanical Inc (WBE)</b> Tara Howard	Mechanical, Structural Steel and Electrical Contractor 5607 S Washington St, Bartonville, IL 61607	309-696-7066 <a href="mailto:tara@hsmechanicalinc.com">tara@hsmechanicalinc.com</a>
<b>Hancock Trucking Inc (WBE)</b> Nancy Hancock	Trucking/Hauling 30570 Hancock Road, Mackinaw, IL 61755	309-447-6733
<b>Hanley Industrial Services (VOB)</b> Jim Hanley	Drafting & Design, Metal Supplies (Incl. Fabricated Steel), Highway Products, Consulting 8811 N. Industrial Road, Suite A, Peoria, IL 61615 <a href="mailto:jim@hanleyindustrialservices.com">jim@hanleyindustrialservices.com</a>	309-261-9941
<b>Hermann &amp; Associates (WBE)</b> Alisha Hermann	Consultant Engineering 4603 N Galena Rd, Peoria Heights, IL 61616 <a href="mailto:ahermann@hermannassoc.com">ahermann@hermannassoc.com</a>	309-687-5566
<b>Illinois Mechanical Service &amp; Design (WBE)</b> Beth Ward	HVAC PO Box 10494, Peoria, IL 61612	309-713-3640 309-713-2995 Fax <a href="mailto:service@illmsd.com">service@illmsd.com</a>
<b>Infrastructure Engineering (MBE)</b>	Civil Engineering 456 Fulton St, Suite 256, Peoria, IL 61602 <a href="mailto:eandrews@infrastructure-eng.com">eandrews@infrastructure-eng.com</a>	309-637-9200 309-637-9210
<b>Intech Innovations (SDV)</b> John McCrary	Audio/Video Design and Integration Washington, IL 61571 <a href="mailto:jmccrary@intechinnovations.com">jmccrary@intechinnovations.com</a>	309-481-4361
<b>Interlock Brick Paving (WBE)</b> Chris Joos	Hardscaping, Landscaping, Excavating PO Box 6, Morton, IL 61550 <a href="mailto:chris@interlockbrickpaving.com">chris@interlockbrickpaving.com</a>	309-696-9264
<b>JC Construction (MBE)</b> Frank Coates	General 1810 Stever, Peoria, IL 61605	309-303-3919 Cell
<b>JD Traffic Inc (WBE)</b>	Traffic Control Equipment 4200 S Ricketts Ave, Bartonville, IL	309-966-4494 <a href="mailto:Jordan@JD-Traffic.com">Jordan@JD-Traffic.com</a>

<b>JM Industrial Supply (MBE/VOB)</b> Ron Given	Maintenance Items, Tools, Soaps 2323 Lakeshore, Pekin, IL 61554	309-346-5796 <a href="mailto:sales@jimindsupply.com">sales@jimindsupply.com</a>
<b>Jones Electrical Contractors Inc (MBE/VOB)</b> Ronald Jones	Electrical 5611 W Rachael Dr, Peoria, IL 61615	309-339-7690 <a href="mailto:rj@joneselectricalco.com">rj@joneselectricalco.com</a>
<b>JTC Traffic Safety (MBE)</b>	Traffic Control and Sign-Making Services 7623 N Crestline Dr, Peoria, IL 61615	309-213-1552 <a href="mailto:jefft@jtctrfficsafety.com">jefft@jtctrfficsafety.com</a>
<b>Kadilex Construction Inc (MBE)</b>	Rebar Installation P.O. Box 348 Wood River, IL 62095	618-216-2621 <a href="mailto:info@kadilexconstruction.com">info@kadilexconstruction.com</a>
<b>Kelley Ironworks (WBE)</b> Tania Hoerr	Fencing, Railings and Ironwork 4303 N Main St, East Peoria, IL 61611	309-697-9870 309-208-5207 Cell <a href="mailto:tania@kelleyiron.com">tania@kelleyiron.com</a>
<b>Kemper Construction (WBE)</b>	General Contractor 423 Enterprise Dr, Canton, IL 61520	309-647-3836
<b>Kerry Brown Trucking (MBE)</b> Leo K. Brown	Tandem, Semi Dump, General Hauling Peoria, IL	309-251-6089 Cell <a href="mailto:leok.brown1957@gmail.com">leok.brown1957@gmail.com</a>
<b>Kreiling Roofing Co (WBE)</b>	Residential & Commercial single ply, BUR, coatings, metal roofing, shingles, tile, slate, wood shake, with custom sheet metal details and copper work 2335 W Altorfer Dr, Peoria, IL 61615	309-673-3649 <a href="mailto:kdimler@kreiling.com">kdimler@kreiling.com</a>
<b>Lewis Michael Construction (MBE/WBE)</b> Andre McKnight	Janitorial & Construction Clean-Up 2000 W Pioneer Parkway, Ste 7, Peoria, IL61615	309-686-7107 <a href="mailto:lmcm2@comcast.net">lmcm2@comcast.net</a>
<b>LIZZ Trucking &amp; Hauling (MBE)</b> Brandon Hines	Trucking/Hauling Peoria, IL 61604	309-208-5942 <a href="mailto:lizztrucking@yahoo.com">lizztrucking@yahoo.com</a>
<b>Los Amigos Concrete Construction (MBE)</b>	Concrete Peoria, IL	309-863-6495 <a href="mailto:Eddievega599@yahoo.com">Eddievega599@yahoo.com</a>
<b>LNR Construction (MBE)</b> Lavael Randle Sr	General Construction 2200 N Linsley St, Peoria, IL 61605	309-678-3314 Cell
<b>M &amp; A Plumbing (MBE)</b> Michael Abner	Plumbing 6216 N Devonshire Avenue, Peoria, IL 61615	309-689-0133 <a href="mailto:mabner1953@icloud.com">mabner1953@icloud.com</a>
<b>McGinnis Transportation (WBE)</b> Beth McGinnis	Trucking, Tandem, 24" Box Truck 336 Riverview Drive, Creve Coeur, IL 61610	309-369-4465
<b>Millennia Professional Services of IL (MBE)</b> Thomas Ngo	Civil Engineering, Surveying, Materials Testing 850 N Main St., Morton, IL 61550	309-321-8141 <a href="mailto:tngo@millennia.pro">tngo@millennia.pro</a>
<b>Molleck Electric (WBE)</b>	Electrical 14926 W Winchester Dr, Brimfield, IL 61517	309-446-3483 <a href="mailto:dmolleck@yahoo.com">dmolleck@yahoo.com</a>
<b>Montefusco HVAC (WBE)</b> Lisa Rhoades	HVAC 2400 W Park 74 Drive, Peoria, IL 61615	309-691-7400 309-208-6233 <a href="mailto:lisa@montefuscohvac.com">lisa@montefuscohvac.com</a>
<b>Murillo Concrete (MBE)</b> Javier Murillo	Concrete Dunlap, IL	309-397-6852 <a href="mailto:murilloconcrete@gmail.com">murilloconcrete@gmail.com</a>
<b>Ogborn Plumbing (WBE)</b>	Plumbing 311 Peach, Washington, IL 61571	309-745-5763
<b>Peoria Brick Company (WBE)</b>	Brick and Stone Supply 501 Cole Street, East Peoria, IL 61611	309-699-1116 <a href="mailto:info@peoriabrick.com">info@peoriabrick.com</a>
<b>Peoria Metro Construction Inc (WBE)</b> Courtney Meischner	General Contractor, Concrete Contractor 1925 S Darst St, Peoria, IL 61607	309-671-1466 <a href="mailto:info@peoriametro.com">info@peoriametro.com</a>
<b>Phoenix Corporation (WBE)</b>	Trucking and Excavating 1006 Rosehill Rd. Port Byron IL 61275	309-523-3687 <a href="mailto:estimating@phoenixcorp.org">estimating@phoenixcorp.org</a>
<b>Pizano Electric Inc (MBE)</b>	Electrical 716 24th St. Rock Island, IL 61201	309-373-7808 <a href="mailto:pizanoelectrical@gmail.com">pizanoelectrical@gmail.com</a>
<b>Point Construction Company (MBE)</b> Juan Madrigal	Roofing, Siding, Carpentry Peoria, IL 61614	309-635-9074 <a href="mailto:jjm025@gmail.com">jjm025@gmail.com</a>



<b>Porter, V. L. (MBE)</b> Vincent Porter	Concrete, General 500 W North, Suite 10, Springfield, IL 62704	217-744-8050
<b>Prairie Engineers of Illinois PC (WBE)</b> Colleen Ayars	Civil Engineering, Surveying, Environmental Consulting 926 SW Adams Street, Suite 120, Peoria, IL 61602 <a href="http://www.prairieengineers.com">www.prairieengineers.com</a>	309-839-2642
<b>Quick Electrical Contractors Inc (WBE)</b> Lisa Quick	Electrical 445 Carter St, PO Box 49, Fairview, IL 61432	309-778-2000 <a href="mailto:lq@quickelectric.net">lq@quickelectric.net</a>
<b>Rainforcing Roofing and Exteriors (MBE/WBE)</b>	Roofing, Siding, Gutters 2617 N Sheridan Rd, Peoria, IL	309-989-3279 <a href="mailto:rainforcing.roof2022@gmail.com">rainforcing.roof2022@gmail.com</a>
<b>Reign Construction (MBE/WBE)</b> Bridget Booker	Iron Worker, Structural, Bridges, Rebar, Fabrication, Welding, Rigging, and Ornamental 801 W Main St, Suite A118, Peoria, IL 61606 <a href="mailto:bridget@reignconstructioninc.com">bridget@reignconstructioninc.com</a>	309-495-7284 309-750-4846 Cell
<b>RNS Electric Inc (WBE)</b> Regina Slonneger	Electrical 28558 Irish Lane, Washington, IL 61571	309-444-5200 <a href="mailto:gina@rnslectricinc.com">gina@rnslectricinc.com</a> <a href="mailto:ty@rnslectricinc.com">ty@rnslectricinc.com</a>
<b>Rustic Oaks Lawn &amp; Landscaping (MBE)</b> Kameron Velasquez	Concrete, Landscape Design, Installation, and Maintenance East Peoria, IL 61611 <a href="mailto:office@rusticoakslandscaping.com">office@rusticoakslandscaping.com</a>	309-966-0689
<b>Searle Trucking Inc (WBE)</b> Debbie Searle	Trucking/Hauling, Trailors, Flat Dump PO Box 1084, Peoria, IL 61653	309-686-0708 <a href="mailto:searletrkn@comcast.net">searletrkn@comcast.net</a>
<b>Serenity Electric (MBE)</b>	Electrical PO Box 6521, Peoria, IL 61601 <a href="mailto:jamestaylor1955@yahoo.com">jamestaylor1955@yahoo.com</a>	309-363-5067 Cell
<b>Sheridan Road Lumber (WBE)</b>	Lumber and Materials Provider 6600 N Sheridan Road, Peoria, IL 61614	309-691-0858 <a href="mailto:info@srlico.com">info@srlico.com</a>
<b>Sierra Glass Company (MBE)</b>	Glass Supply 301 N. Neil Street Suite 400, Champaign, IL 61820 <a href="mailto:antwuan@sierraglasscompany.com">antwuan@sierraglasscompany.com</a>	217-239-0644
<b>Standard Heating &amp; Cooling (WBE)</b>	HVAC 906 SW Adams, Peoria, IL 61602	309-671-5417 <a href="mailto:bewalt@standardheat.com">bewalt@standardheat.com</a>
<b>Stoops Plumbing (WBE)</b> Jennifer Stoops	Plumbing PO Box 320, Mackinaw, IL 61755	309-494-9500 <a href="mailto:jennifer@stoopsplumbing.com">jennifer@stoopsplumbing.com</a>
<b>Tabitha Ventures Inc (MBE)</b> Edward O Taiwo	General Construction & Management 2217 N Woodcrest Dr #3E, Dunlap, IL 61525	309-692-1473 <a href="mailto:info@tabithainc.com">info@tabithainc.com</a>
<b>Thompson Brothers Inc (MBE)</b> Todd Thompson	General Carpentry and Construction, Interior Finish Work, Millwork PO Box 313, Pekin, IL 61555	309-613-0254 <a href="mailto:office@tbrosinc.com">office@tbrosinc.com</a>
<b>Thornton Rave Construction (MBE)</b>	Asphalt Patching, Concrete Flatwork, Landscaping 1208 Philo Rd, Urbana, IL 61801 <a href="mailto:admin@thorntonraveconstruction.com">admin@thorntonraveconstruction.com</a>	217-904-9910
<b>Tiles in Style LLC (MBE/WBE)</b> <b>dba Taza Supplies</b> <b>dba Taza Construction</b>	Flooring Solutions Construction Materials General Construction 16940 Vincennes Ave, South Holland, IL	<a href="mailto:sales@tilesinstyle.com">sales@tilesinstyle.com</a> <a href="mailto:sales@tazasupplies.com">sales@tazasupplies.com</a> <a href="mailto:sales@tazaconstruction.com">sales@tazaconstruction.com</a> 877-817-2841
<b>Titan Industries (WBE)</b>	Steel Fabrication 100 Prospect Dr, Deer Creek, IL 61733	309-440-1010 <a href="mailto:info@titanind.us">info@titanind.us</a>
<b>TSI Commercial Floor Covering (WBE)</b>	Flooring 3611 N Staley Rd, Suite #1, Champaign, IL 61822	217-328-7321 <a href="mailto:marci.smith@tsicfcaer.com">marci.smith@tsicfcaer.com</a>
<b>Universal Paintings and Coatings (WBE)</b>	Painting & Wallpapering 390 Wildwood Dr, Groveland, IL 61535	309-253-1569 <a href="mailto:universalcoatingsllc@gmail.com">universalcoatingsllc@gmail.com</a>
<b>Varsity Striping &amp; Construction (WBE)</b> Katherine Doughty	Pavement Marking 2601 Cardinal Rd, Champaign, IL 61821 <a href="mailto:bkemper@varsitystriping.com">bkemper@varsitystriping.com</a>	217-352-2203

<b>Veya Inc (MBE)</b>	Concrete, Curbs & Gutters, Excavation 601 S. Country Fair Drive, Champaign, IL 61821	217-607-1500
<b>Western Asphalt Inc (WBE)</b>	Environmental Remediation & Restoration, Excavation, Demolition 2665 Prairie College Rd. Jacksonville, IL 62650	217-243-3822 <a href="mailto:info@workwithwestern.com">info@workwithwestern.com</a>
<b>Will Heating &amp; Cooling (MBE)</b>	HVAC 2825 Humboldt, Peoria IL 61605	309-839-5280 <a href="mailto:dallaswilliams73@gmail.com">dallaswilliams73@gmail.com</a>
<b>Willis Electric (WBE)</b> Phyllis Willis	Electrical PO Box 545, Chillicothe, IL 61523	309-579-2926 309-208-3415 Cell <a href="mailto:willis@mediacombb.net">willis@mediacombb.net</a>

**ATTACHMENT D –  
PREVAILING WAGES FOR PEORIA COUNTY – ILLINOIS DEPARTMENT OF LABOR**

## Peoria County Prevailing Wage Rates posted on 3/3/2025

						Overtime										
Trade Title	Rg	Type	C	Base	Foreman	M-F	Sa	Su	Hol	H/W	Pension	Vac	Trng	Other Ins	Add OT 1.5x owed	Add OT 2.0x owed
ASBESTOS ABT-GEN	All	BLD		34.50	36.00	1.5	1.5	2.0	2.0	8.70	22.90	0.00	0.80	0.00	2.17	4.34
ASBESTOS ABT-GEN	All	HWY		36.45	37.95	1.5	1.5	2.0	2.0	8.70	26.92	0.00	0.80	0.00	3.81	7.62
ASBESTOS ABT-MEC	All	BLD		33.43	37.19	1.5	1.5	2.0	2.0	15.84	14.47	0.00	0.90		2.33	4.66
BOILERMAKER	All	BLD		45.23	48.23	1.5	1.5	2.0	2.0	7.07	24.29	0.00	2.19	0.00	0.00	0.00
BRICK MASON	All	BLD		39.30	41.66	1.5	1.5	2.0	2.0	12.20	14.75	0.00	1.05		0.00	0.00
CARPENTER	All	BLD		38.07	40.82	1.5	1.5	2.0	2.0	9.70	21.79	0.00	0.80	0.00	15.75	31.49
CARPENTER	All	HWY		39.97	42.22	1.5	1.5	2.0	2.0	9.70	24.00	0.00	0.77	0.00	0.00	0.00
CEMENT MASON	All	BLD		34.31	36.06	1.5	1.5	2.0	2.0	9.00	23.22	0.00	0.83		0.00	0.00
CEMENT MASON	All	HWY		37.31	39.31	1.5	1.5	2.0	2.0	9.00	23.02	0.00	0.77	0.00	0.00	0.00
CERAMIC TILE FINISHER	All	BLD		36.13		1.5	1.5	2.0	2.0	12.20	14.75	0.00	1.04		0.00	0.00
ELECTRIC PWR EQMT OP	All	ALL		55.13	65.42	1.5	1.5	2.0	2.0	8.90	15.43	0.00	0.55	0.00	0.00	0.00
ELECTRIC PWR GRNDMAN	All	ALL		37.46	65.42	1.5	1.5	2.0	2.0	8.37	10.49	0.00	0.37	0.00	0.00	0.00
ELECTRIC PWR LINEMAN	All	ALL		61.36	65.42	1.5	1.5	2.0	2.0	9.09	17.18	0.00	0.61	0.00	0.00	0.00
ELECTRIC PWR TRK DRV	All	ALL		39.31	65.42	1.5	1.5	2.0	2.0	8.43	11.01	0.00	0.39	0.00	0.00	0.00
ELECTRICIAN	All	BLD		44.10	47.60	1.5	1.5	2.0	2.0	9.63	16.07	0.00	0.90		0.00	0.00
ELECTRONIC SYSTEM TECH	All	BLD		34.59	37.59	1.5	1.5	2.0	2.0	8.85	14.06	0.00	0.40		0.00	0.00
ELEVATOR CONSTRUCTOR	All	BLD		57.99	65.24	2.0	2.0	2.0	2.0	16.27	21.36	4.64	0.80		0.00	0.00
GLAZIER	All	BLD		39.74	41.74	1.5	1.5	1.5	2.0	15.27	11.21	0.00	1.30	0.00	0.00	0.00
HEAT/FROST INSULATOR	All	BLD		45.91	48.66	1.5	1.5	2.0	2.0	15.84	16.71	0.00	0.90		3.45	6.90
IRON WORKER	All	BLD		37.35	39.25	1.5	1.5	2.0	2.0	12.31	19.76	0.00	0.86	0.00	0.00	0.00
IRON WORKER	All	HWY		44.14	46.14	1.5	1.5	2.0	2.0	12.31	19.76	0.00	1.11	0.00	0.00	0.00
LABORER	All	BLD		32.50	34.00	1.5	1.5	2.0	2.0	8.70	22.90	0.00	0.80	0.00	2.17	4.34
LABORER	All	HWY		35.70	37.20	1.5	1.5	2.0	2.0	8.70	26.92	0.00	0.80	0.00	3.81	7.62
LABORER, SKILLED	All	BLD		32.90	34.40	1.5	1.5	2.0	2.0	8.70	22.90	0.00	0.80	0.00	2.17	4.34
LABORER, SKILLED	All	HWY		36.00	37.50	1.5	1.5	2.0	2.0	8.70	26.92	0.00	0.80	0.00	3.81	7.62
LATHER	All	BLD		38.07	40.82	1.5	1.5	2.0	2.0	9.70	21.79	0.00	0.80	0.00	15.75	31.49
MACHINERY MOVER	All	HWY		44.14	46.14	1.5	1.5	2.0	2.0	12.31	19.76	0.00	1.11	0.00	0.00	0.00

## Peoria County Prevailing Wage Rates posted on 3/3/2025

MACHINIST	All	BLD		58.39	62.39	1.5	1.5	2.0	2.0	9.93	8.95	1.85	1.47		0.00	0.00
MARBLE FINISHER	All	BLD		36.13		1.5	1.5	2.0	2.0	12.20	14.75	0.00	1.04		0.00	0.00
MARBLE MASON	All	BLD		39.71	42.09	1.5	1.5	2.0	2.0	12.20	14.75	0.00	1.06		0.00	0.00
MILLWRIGHT	All	BLD		37.25	40.00	1.5	1.5	2.0	2.0	9.70	22.98	0.00	0.80	0.00	16.34	32.68
MILLWRIGHT	All	HWY		41.00	43.25	1.5	1.5	2.0	2.0	9.70	23.62	0.00	0.77	0.00	0.00	0.00
OPERATING ENGINEER	All	BLD	1	46.67	49.67	1.5	1.5	2.0	2.0	12.60	24.15	0.00	3.60	0.00	0.00	0.00
OPERATING ENGINEER	All	BLD	2	43.14	49.67	1.5	1.5	2.0	2.0	12.60	24.15	0.00	3.60	0.00	0.00	0.00
OPERATING ENGINEER	All	BLD	3	37.36	49.67	1.5	1.5	2.0	2.0	12.60	24.15	0.00	3.60	0.00	0.00	0.00
OPERATING ENGINEER	All	HWY	1	46.67	49.67	1.5	1.5	2.0	2.0	12.60	24.15	0.00	3.60	0.00	0.00	0.00
OPERATING ENGINEER	All	HWY	2	43.14	49.67	1.5	1.5	2.0	2.0	12.60	24.15	0.00	3.60	0.00	0.00	0.00
OPERATING ENGINEER	All	HWY	3	37.36	49.67	1.5	1.5	2.0	2.0	12.60	24.15	0.00	3.60	0.00	0.00	0.00
PAINTER	All	ALL		41.00	43.00	1.5	1.5	1.5	2.0	14.53	11.87	0.00	1.40	0.00	0.00	0.00
PAINTER - SIGNS	All	BLD		46.76	52.53	1.5	1.5	2.0	2.0	8.20	16.81	0.00	0.00	0.00	0.00	0.00
PILEDRIVER	All	BLD		40.07	42.82	1.5	1.5	2.0	2.0	9.70	21.79	0.00	0.80	0.00	15.75	31.49
PILEDRIVER	All	HWY		40.97	43.22	1.5	1.5	2.0	2.0	9.70	24.00	0.00	0.77	0.00	0.00	0.00
PIPEFITTER	All	BLD		41.10	45.62	1.5	1.5	2.0	2.0	9.45	16.74	0.00	1.40		0.00	0.00
PLASTERER	All	BLD		33.00	35.00	1.5	1.5	2.0	2.0	9.00	23.85	0.00	0.98		0.00	0.00
PLUMBER	All	BLD		38.80	42.29	1.5	1.5	2.0	2.0	9.45	17.98	0.00	1.45	0.00	0.00	0.00
ROOFER	All	BLD		36.00	40.50	1.5	1.5	2.0	2.0	10.75	13.04	0.00	0.30	0.00	0.00	0.00
SHEETMETAL WORKER	All	BLD		39.50	41.48	1.5	1.5	2.0	2.0	11.82	19.98	0.00	1.26	0.00	0.00	0.00
SIGN HANGER	All	HWY		44.14	46.14	1.5	1.5	2.0	2.0	12.31	19.76	0.00	1.11	0.00	0.00	0.00
SPRINKLER FITTER	All	BLD		47.09	50.09	1.5	1.5	2.0	2.0	11.45	14.92	0.00	0.52		0.00	0.00
STEEL ERECTOR	All	HWY		44.14	46.14	1.5	1.5	2.0	2.0	12.31	19.76	0.00	1.11	0.00	0.00	0.00
STONE MASON	All	BLD		39.30	41.66	1.5	1.5	2.0	2.0	12.20	14.75	0.00	1.05		0.00	0.00
TERRAZZO FINISHER	All	BLD		36.13		1.5	1.5	2.0	2.0	12.20	14.75	0.00	1.04		0.00	0.00
TERRAZZO MASON	All	BLD		39.71	42.09	1.5	1.5	2.0	2.0	12.20	14.75	0.00	1.06		0.00	0.00
TILE MASON	All	BLD		39.71	42.09	1.5	1.5	2.0	2.0	12.20	14.75	0.00	1.06		0.00	0.00
TRUCK DRIVER	All	ALL	1	43.24	47.60	1.5	1.5	2.0	2.0	16.27	7.75	0.00	0.25	0.00	0.00	0.00
TRUCK DRIVER	All	ALL	2	43.38	47.60	1.5	1.5	2.0	2.0	16.27	7.75	0.00	0.25	0.00	0.00	0.00
TRUCK DRIVER	All	ALL	3	44.10	47.60	1.5	1.5	2.0	2.0	16.27	7.75	0.00	0.25	0.00	0.00	0.00

## Peoria County Prevailing Wage Rates posted on 3/3/2025

TRUCK DRIVER	All	ALL	4	44.49	47.60	1.5	1.5	2.0	2.0	16.27	7.75	0.00	0.25	0.00	0.00	0.00
TRUCK DRIVER	All	ALL	5	45.59	47.60	1.5	1.5	2.0	2.0	16.27	7.75	0.00	0.25	0.00	0.00	0.00
TRUCK DRIVER	All	O&C	1	34.59	38.08	1.5	1.5	2.0	2.0	16.27	7.75	0.00	0.25	0.00	0.00	0.00
TRUCK DRIVER	All	O&C	2	35.06	38.08	1.5	1.5	2.0	2.0	16.27	7.75	0.00	0.25	0.00	0.00	0.00
TRUCK DRIVER	All	O&C	3	35.28	38.08	1.5	1.5	2.0	2.0	16.27	7.75	0.00	0.25	0.00	0.00	0.00
TRUCK DRIVER	All	O&C	4	35.59	38.08	1.5	1.5	2.0	2.0	16.27	7.75	0.00	0.25	0.00	0.00	0.00
TRUCK DRIVER	All	O&C	5	36.47	38.08	1.5	1.5	2.0	2.0	16.27	7.75	0.00	0.25	0.00	0.00	0.00
TUCK POINTER	All	BLD		39.30	41.66	1.5	1.5	2.0	2.0	12.20	14.75	0.00	1.05		0.00	0.00

### Legend

**Rg** Region

**Type** Trade Type - All,Highway,Building,Floating,Oil & Chip,Rivers

**C** Class

**Base** Base Wage Rate

**OT M-F** Unless otherwise noted, OT pay is required for any hour greater than 8 worked each day, Mon through Fri. The number listed is the multiple of the base wage.

**OT Sa** Overtime pay required for every hour worked on Saturdays

**OT Su** Overtime pay required for every hour worked on Sundays

**OT Hol** Overtime pay required for every hour worked on Holidays

**H/W** Health/Welfare benefit

**Vac** Vacation

**Trng** Training

**Other Ins** Employer hourly cost for any other type(s) of insurance provided for benefit of worker.

### Explanations PEORIA COUNTY

The following list is considered as those days for which holiday rates of wages for work performed apply: New Years Day, Memorial Day, Fourth of July, Labor Day, Thanksgiving Day, Christmas Day and Veterans Day in some classifications/counties. Generally, any of these holidays which fall on a Sunday is celebrated on the following Monday. This then makes work performed on that Monday payable at the appropriate overtime rate for holiday pay. Common practice in a given local may alter certain days of celebration. If in doubt, please check with IDOL.

Oil and chip resealing (O&C) means the application of road oils and liquid asphalt to coat an existing road surface, followed by application of aggregate chips or gravel to coated surface, and subsequent rolling of material to seal the surface.

### EXPLANATION OF CLASSES

## Peoria County Prevailing Wage Rates posted on 3/3/2025

ASBESTOS - GENERAL - removal of asbestos material/mold and hazardous materials from any place in a building, including mechanical systems where those mechanical systems are to be removed. This includes the removal of asbestos materials/mold and hazardous materials from ductwork or pipes in a building when the building is to be demolished at the time or at some close future date.

ASBESTOS - MECHANICAL - removal of asbestos material from mechanical systems, such as pipes, ducts, and boilers, where the mechanical systems are to remain.

### CERAMIC TILE FINISHER, MARBLE FINISHER, TERRAZZO FINISHER

Assisting, helping or supporting the tile, marble and terrazzo mechanic by performing their historic and traditional work assignments required to complete the proper installation of the work covered by said crafts. The term "Ceramic" is used for naming the classification only and is in no way a limitation of the product handled. Ceramic takes into consideration most hard tiles.

### ELECTRONIC SYSTEMS TECHNICIAN

Installation, service and maintenance of low-voltage systems which utilizes the transmission and/or transference of voice, sound, vision, or digital for commercial, education, security and entertainment purposes for the following: TV monitoring and surveillance, background/foreground music, intercom and telephone interconnect, field programming, inventory control systems, microwave transmission, multi-media, multiplex, radio page, school, intercom and sound burglar alarms and low voltage master clock systems.

Excluded from this classification are energy management systems, life safety systems, supervisory controls and data acquisition systems not intrinsic with the above listed systems, fire alarm systems, nurse call systems and raceways exceeding fifteen feet in length.

### LABORER, SKILLED - BUILDING

The skilled laborer building (BLD) classification shall encompass the following types of work, irrespective of the site of the work: cutting & acetylene torch, gunnite nozzlemen, gunnite pump men & pots, kettlemen & carriers of men handling hot stuff, sandblaster nozzle men, sandblasting pump men & pots, setting up and using concrete burning bars, wood block setters, underpinning & shoring of existing buildings, and the unload-ing and handling of all material coated with creosote.

### LABORER, SKILLED - HIGHWAY

The skilled laborer heavy & highway (HWY) classification shall encompass the following types of work,irrespective of the site of the work: jackhammer & drill operator, gunite pump & pot man, puddlers, vibrator men, wire fabric placer, sandblast pump & pot man, strike off concrete, unloading, handling & carrying of all creosoted piles, ties or timber, concrete burning bars, power wheelbarrows or buggies, asphalt raker, brickset-ters, cutting torchman (electric & acetylene), men setting lines to level forms, form setters, gunite nozzle man & sandblasting nozzle man, power man, and rip-rapping by hand.

TRUCK DRIVER - BUILDING, HEAVY AND HIGHWAY CONSTRUCTION Class 1. Drivers on 2 axle trucks hauling less than 9 ton. Air

## Peoria County Prevailing Wage Rates posted on 3/3/2025

compressor and welding machines and brooms, including those pulled by separate units, truck driver helpers, warehouse employees, mechanic helpers, greasers and tiremen, pickup trucks when hauling materials, tools, or workers to and from and on-the-job site, and fork lifts up to 6,000 lb. capacity.

Class 2. Two or three axle trucks hauling more than 9 ton but hauling less than 16 ton. A-frame winch trucks, hydrolift trucks, vactor trucks or similar equipment when used for transportation purposes. Fork lifts over 6,000 lb. capacity, winch trucks, four axle combination units, and ticket writers.

Class 3. Two, three or four axle trucks hauling 16 ton or more. Drivers on water pulls, articulated dump trucks, mechanics and working forepersons, and dispatchers. Five axle or more combination units.

Class 4. Low Boy and Oil Distributors.

Class 5. Drivers who require special protective clothing while employed on hazardous waste work.

### TRUCK DRIVER - OIL AND CHIP RESEALING ONLY.

This shall encompass laborers, workers and mechanics who drive contractor or subcontractor owned, leased, or hired pickup, dump, service, or oil distributor trucks. The work includes transporting materials and equipment (including but not limited to, oils, aggregate supplies, parts, machinery and tools) to or from the job site; distributing oil or liquid asphalt and aggregate; stock piling material when in connection with the actual oil and chip contract. The Truck Driver (Oil & Chip Resealing) wage classification does not include supplier delivered materials.

### OPERATING ENGINEERS - BUILDING

Class 1. Cranes; Overhead Cranes; Gradall; All Cherry Pickers; Mechanics; Central Concrete Mixing Plant Operator; Road Pavers (27E - Dual Drum - Tri Batchers); Blacktop Plant Operators and Plant Engineers; 3 Drum Hoist; Derricks; Hydro Cranes; Shovels; Skimmer Scoops; Koehring Scooper; Drag Lines; Backhoe; Derrick Boats; Pile Drivers and Skid Rigs; Clamshells; Locomotive Cranes; Dredge (all types) Motor Patrol; Power Blades - Dumore - Elevating and similar types; Tower Cranes (Crawler-Mobile) and Stationary; Crane-type Backfiller; Drott Yumbo and similar types considered as Cranes; Caisson Rigs; Dozer; Tournadozer; Work Boats; Ross Carrier; Helicopter; Tournapulls - all and similar types; Scoops (all sizes); Pushcats; Endloaders (all types); Asphalt Surfacing Machine; Slip Form Paver; Rock Crusher; Heavy Equipment Greaser; CMI, CMI Belt Placer, Auto Grade & 3 Track and similar types; Side Booms; Multiple Unit Earth Movers; Creter Crane; Trench Machine; Pump-crete-Belt Crete-Squeeze Cretes-Screw-type Pumps and Gypsum; Bulker & Pump - Operator will clean; Formless Finishing Machine; Flaherty Spreader or similar types; Screed Man on Laydown Machine; Wheel Tractors (industrial or Farm-type w/Dozer-Hoe-Endloader or other attachments); F.W.D. & Similar Types; Vermeer Concrete Saw.

Class 2. Dinkeys; Power Launches; PH One-pass Soil Cement Machine (and similar types); Pugmill with Pump; Backfillers; Euclid Loader; Forklifts; Jeeps w/Ditching Machine or other attachments; Tuneluger; Automatic Cement and Gravel Batching Plants; Mobile Drills (Soil Testing) and similar types; Gurries and Similar Types; (1) and (2) Drum Hoists (Buck Hoist and Similar Types); Chicago Boom; Boring Machine & Pipe Jacking Machine; Hydro Boom; Dewatering System; Straw Blower; Hydro Seeder; Assistant Heavy Equipment Greaser on Spread; Tractors (Track type) without Power Unit pulling Rollers; Rollers on Asphalt -- Brick



## Peoria County Prevailing Wage Rates posted on 3/3/2025

Macadem; Concrete Breakers; Concrete Spreaders; Mule Pulling Rollers; Center Stripper; Cement Finishing Machines & CMI Texture & Reel Curing Machines; Cement Finishing Machine; Barber Green or similar loaders; Vibro Tamper (All similar types) Self-propelled; Winch or Boom Truck; Mechanical Bull Floats; Mixers over 3 Bag to 27E; Tractor pulling Power Blade or Elevating Grader; Porter Rex Rail; Clary Screed; Truck Type Hoptoe Oilers; Fireman; Spray Machine on Paving; Curb Machines; Truck Crane Oilers; Oil Distributor; Truck-Mounted Saws.

Class 3. Air Compressor; Power Subgrader; Straight Tractor; Trac Air without attachments; Herman Nelson Heater, Dravo, Warner, Silent Glo, and similar types; Roller: Five (5) Ton and under on Earth or Gravel; Form Grader; Crawler Crane & Skid Rig Oilers; Freight Elevators - permanently installed; Pump; Light Plant; Generator; Conveyor (1) or (2) - Operator will clean; Welding Machine; Mixer (3) Bag and Under (Standard Capacity with skip); Bulk Cement Plant; Oiler on Central Concrete Mixing Plant.

### OPERATING ENGINEERS - HEAVY AND HIGHWAY CONSTRUCTION

CLASS 1. Cranes; Hydro Cranes; Shovels; Crane Type Backfiller; Tower, Mobile, Crawler, & Stationary Cranes; Derricks; Hoists (3 Drum); Draglines; Drott Yumbo & Similar Types considered as Cranes; 360 Degree Swing Excavator (Shears, Grapples, Movacs, etc.); Back Hoe; Derrick Boats; Pile Driver and Skid Rigs; Clam Shell; Locomotive - Cranes; Road Pavers - Single Drum - Dual Drum - Tri Batcher; Motor Patrols & Power Blades - Dumore - Elevating & Similar Types; Mechanics; Central Concrete Mixing Plant Operator; Asphalt Batch Plant Operators and Plant Engineers; Gradall; Caisson Rigs; Skimmer Scoop - Koering Scooper; Dredges (all types); Hoptoe; All Cherry Pickers; Work Boat; Ross Carrier; Helicopter; Dozer; Tournadozer; Tournapulls - all and similar types; Operation of Concrete and all Recycle Machines; Multiple Unit Earth Movers; Scoops (all sizes); Pushcats; Endloaders (all types); Asphalt Surfacing Machine; Slip Form Paver; Rock Crusher; Operation of Material Crusher, Screening Plants, and Tunnel Boring Machine; Heavy Equipment Greaser (top greaser on spread); CMI, Auto Grade, CMI Belt Placer & 3 Track and Similar Types; Side Booms; Asphalt Heater & Planer Combination (used to plane streets); Wheel Tractors (with Dozer, Hoe or Endloader Attachments); CAT Earthwork Compactors and Similar Types; Blaw Knox Spreader and Similar Types; Trench Machines; Pump Crete - Belt Crete - Squeeze Crete - Screw Type Pumps and Gypsum (operator will clean); Creter Crane; Operation of Concrete Pump Truck; Formless Finishing Machines; Flaherty Spreader or Similar Types; Screed Man on Laydown Machine; Vermeer Concrete Saw; Operation of Laser Screed; Span Saw; Dredge Leverman; Dredge Engineer; Lull or Similar Type; Hydro-Boom Truck; Operation of Guard Rail Machine; and Starting Engineer on Pipeline or Construction (11 or more pieces) including: Air Compressor (Trailer Mounted), All Forced Air Heaters (regardless of Size), Water Pumps (Greater than 4-1/2" or Total Discharge Over 4-1/2"), Light Plants, Generators (Trailer Mounted - Excluding Decontamination Trailer), Welding Machines (Any Size or Mode of Power), Conveyor, Mixer (any size), Stud Welder, Power Pac, etc, and Ground Heater (Trailer Mounted).

CLASS 2. Bulker & Pump; Power Launches; Boring Machine & Pipe Jacking Machine; Dinkeys; Operation of Carts, Powered Haul Unit for a Boring Machine; P & H One Pass Soil Cement Machines and Similar Types; Wheel Tractors (Industry or Farm Type - Other); Back Fillers; Euclid Loader; Fork Lifts; Jeep w/Ditching Machine or Other Attachments; Tunneluger; Automatic Cement & Gravel Batching Plants; Mobile Drills - Soil Testing and Similar Types; Pugmill with Pump; All (1) and (2) Drum Hoists; Dewatering System; Straw Blower; Hydro-Seeder; Bump Grinders (self-propelled); Assistant Heavy Equipment Greaser; Apsco Spreader; Tractors (Track-Type) without Power Units Pulling Rollers; Rollers on Asphalt - Brick or Macadam; Concrete Breakers; Concrete Spreaders; Cement Strippers; Cement Finishing Machines & CMI Texture & Reel Curing Machines; Vibro-Tampers (All Similar Types Self-Propelled); Mechanical Bull Floats; Self-Propelled Concrete Saws; Truck Mounted Power Saws; Operation of Curb Cutters; Mixers - Over Three (3) Bags; Winch and Boom Trucks; Tractor Pulling Power Blade or Elevating Grader; Porter Rex Rail;

## Peoria County Prevailing Wage Rates posted on 3/3/2025

Clary Screed; Mule Pulling Rollers; Pugmill without Pump; Barber Greene or Similar Loaders; Track Type Tractor w/Power Unit attached (minimum); Fireman; Spray Machine on Paving; Curb Machines; Paved Ditch Machine; Power Broom; Self-Propelled Sweepers; Self-Propelled Conveyors; Power Subgrader; Oil Distributor; Straight Tractor; Truck Crane Oiler; Truck Type Oilers; Directional Boring Machine; Horizontal Directional Drill; Articulating End Dump Vehicles; Starting Engineer on Pipeline or Construction (6 -10 pieces) including: Air Compressor (Trailer Mounted), All Forced Air Heaters (regardless of Size), Water Pumps (Greater than 4-1/2" or Total Discharge Over 4-1/2"), Light Plants, Generators (Trailer Mounted - Excluding Decontamination Trailer), Welding Machines (Any Size or Mode of Power), Conveyor, Mixer (any size), Stud Welder, Power Pac, etc., and Ground Heater (Trailer Mounted).

CLASS 3. Straight Framed Truck Mounted Vac Unit (separately powered); Trac Air Machine (without attachments); Rollers - Five Ton and Under on Earth and Gravel; Form Graders; Bulk Cement Plant; Oilers; and Starting Engineer on Pipeline or Construction (3 - 5 pieces) including: Air Compressor (Trailer Mounted), All Forced Air Heaters (regardless of Size), Water Pumps (Greater than 4-1/2" or Total Discharge Over 4-1/2"), Light Plants, Generators (Trailer Mounted - Excluding Decontamination Trailer), Welding Machines (Any Size or Mode of Power), Conveyor, Mixer (any size), Stud Welder, Power Pac, etc., and Ground Heater (Trailer Mounted).

### Other Classifications of Work:

For definitions of classifications not otherwise set out, the Department generally has on file such definitions which are available. If a task to be performed is not subject to one of the classifications of pay set out, the Department will upon being contacted state which neighboring county has such a classification and provide such rate, such rate being deemed to exist by reference in this document. If no neighboring county rate applies to the task, the Department shall undertake a special determination, such special determination being then deemed to have existed under this determination. If a project requires these, or any classification not listed, please contact IDOL at 217-782-1710 for wage rates or clarifications.

### LANDSCAPING

Landscaping work falls under the existing classifications for laborer, operating engineer and truck driver. The work performed by landscape plantsman and landscape laborer is covered by the existing classification of laborer. The work performed by landscape operators (regardless of equipment used or its size) is covered by the classifications of operating engineer. The work performed by landscape truck drivers (regardless of size of truck driven) is covered by the classifications of truck driver.

LRS RTE.	SECTION	COUNTY	TOTAL SHEETS	SHEET NO.
9211		PEORIA	10	1
ILLINOIS				

**PLEASURE DRIVEWAY AND  
PARK DISTRICT OF PEORIA**

**PLANS FOR PROPOSED  
DRAINAGE IMPROVEMENTS**

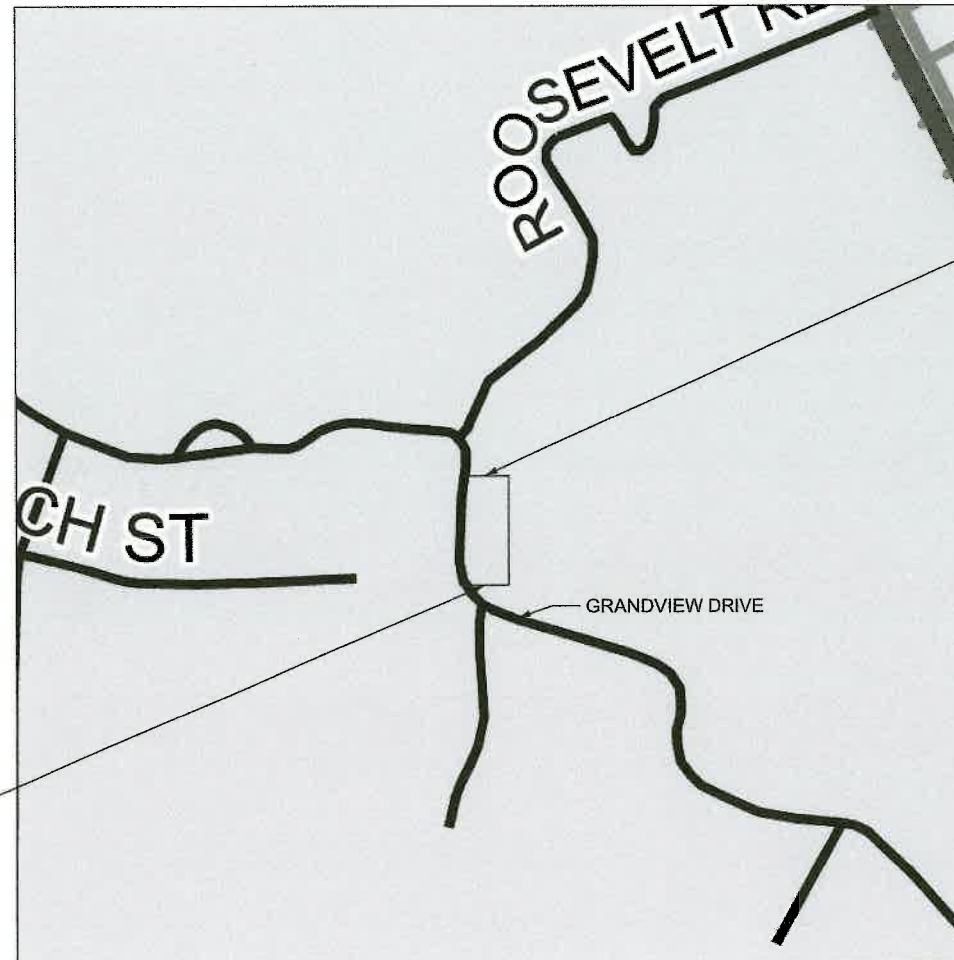
**GRANDVIEW DRIVE (LRS 9211)  
PLEASURE DRIVEWAY AND  
PARK DISTRICT OF PEORIA  
VILLAGE OF PEORIA HEIGHTS  
PEORIA COUNTY**



**FOR INDEX OF SHEETS, SEE SHEET NO. 2  
FOR LIST OF STANDARDS, SEE SHEET NO. 2**

THIS PROJECT INCLUDES THE IMPROVEMENT OF THE STORM SEWER SYSTEM ALONG GRANDVIEW DRIVE IN THE VILLAGE OF PEORIA HEIGHTS. THIS WORK CONSISTS OF REMOVING AND REPLACING INLET STRUCTURES AND STORM SEWER PIPE, PLACING A NEW MANHOLE STRUCTURE TO CONNECT TO THE EXISTING OUTFALL, EMBANKMENT, AND OTHER COLLATERAL WORK NECESSARY TO COMPLETE THE PROJECT.

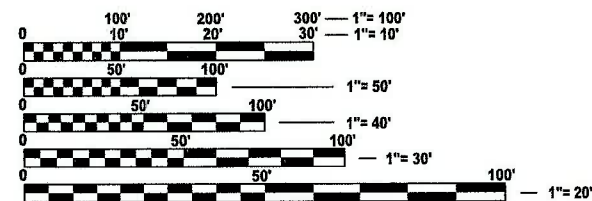
Section 23 R8E 4th P.M.



LOCATION MAP

ROADWAY CLASSIFICATION  
GRANDVIEW DRIVE - LOCAL ROAD  
ADT - UNKNOWN  
DESIGN SPEED - 30 MPH  
DESIGN POLICY - 3R

GROSS LENGTH = 165.09 FT = 0.031 MILE  
NET LENGTH - 133.01 FT = 0.025 MILE



FULL SIZE PLANS HAVE BEEN PREPARED USING STANDARD ENGINEERING SCALES. REDUCED SIZED PLANS WILL NOT CONFORM TO STANDARD SCALES. IN MAKING MEASUREMENTS ON REDUCED PLANS, THE ABOVE SCALES MAY BE USED.

**J.U.L.I.E.**  
**JOINT UTILITY LOCATION INFORMATION FOR EXCAVATION**  
1-800-892-0123  
OR 811

**PROJECT ENGINEER CHRISTOPHER SANCHEZ, E.I.**  
**PROJECT MANAGER JEFF SPILLER, P.E.**

**MAURER-STUTZ**  
ENGINEERS SURVEYORS

3116 DRIES LN STE 100  
PEORIA, ILLINOIS 61604  
PH. (309) 693-7615  
FAX (309) 693-7616  
PROFESSIONAL DESIGN FIRM #184-005754

**PEORIA PARK DISTRICT**

---

APPROVED \_\_\_\_\_ (date)

PEORIA PARK DISTRICT

**ENGINEER'S SIGNATURE BOX**

JEFFERY D. SPILLER  
062-057630  
LICENSED PROFESSIONAL ENGINEER  
OF ILLINOIS

Jeffery D. Spiller  
P.E. No. 062-057630  
Exp. Date 11/30/2025

**3/12/2025**

## INDEX OF SHEETS

1	COVER SHEET
2	INDEX OF SHEETS, HIGHWAY STANDARDS, GENERAL NOTES
3-4	SCHEDULE OF QUANTITIES
5	ALIGNMENTS, TIES, BENCHMARKS
6	REMOVAL AND EROSION CONTROL PLAN
7	DRAINAGE PLAN
8	GRADING PLAN
9	602006-D4 INLETS, TYPE G-1, SPECIAL
10	604001-D4 FRAME & GRATES FOR TYPE G-1 AND TYPE G-1, SPECIAL DRAINAGE STRUCTURES

## GENERAL NOTES

THE "STANDARD SPECIFICATIONS FOR ROAD AND BRIDGE CONSTRUCTION," ADOPTED JANUARY 1, 2022, AND THE "SUPPLEMENTAL SPECIFICATIONS AND RECURRING SPECIAL PROVISIONS" ADOPTED JANUARY 1, 2025, SHALL GOVERN THE CONSTRUCTION OF THE PROPOSED WORK EXCEPT AS MODIFIED BY THE DRAWINGS.

THE CONTRACTOR SHALL BE RESPONSIBLE FOR HAVING THE UTILITY COMPANIES LOCATE THEIR FACILITIES ON SITE PRIOR TO ANY CONSTRUCTION AND WILL BE HELD RESPONSIBLE FOR THE MAINTENANCE AND PRESERVATION OF THEIR FACILITIES. THE CONTRACTOR SHALL DETERMINE THE EXACT LOCATIONS OF THE UTILITIES. THE CONTRACTOR SHALL CALL J.U.L.I.E. @ 1-800-892-0123 FOR UTILITY LOCATIONS.

THE CONTRACTOR SHALL BE RESPONSIBLE FOR REPAIRS TO ANY UTILITY LINES AND EXISTING IMPROVEMENTS TO REMAIN THAT ARE DAMAGED AS A RESULT OF THE WORK.

ALL EXISTING SURROUNDING AREA AND PROPERTY SHALL BE PROTECTED FROM DAMAGE AND LEFT UNDAMAGED BY THE OPERATION OF THE CONTRACTOR. ANY OF THE SURROUNDING PROPERTY DAMAGED BY THE CONTRACTOR SHALL BE REPAIRED OR REPLACED TO AN EQUAL OR BETTER CONDITION THAN WHAT EXISTED PRIOR TO CONSTRUCTION AT THE CONTRACTOR'S EXPENSE.

ADJUSTMENTS OF PROPOSED GRADES TO MATCH EXISTING ENTRANCES OR OTHER FIELD CONDITIONS MAY BE REQUIRED AS DIRECTED BY THE ENGINEER.

THE CONTRACTOR SHALL FIELD VERIFY ALL DIMENSIONS AND EXISTING CONDITIONS PRIOR TO CONSTRUCTION AND NOTIFY THE ENGINEER OF ANY DISCREPANCY IMMEDIATELY.

THE SUMMARY OF QUANTITIES HAS BEEN PROVIDED FOR THE CONTRACTOR'S REFERENCE. CONTRACTOR IS ALERTED TO THE FACT THAT THESE NUMBERS ARE ESTIMATES AND IT IS RECOMMENDED THAT THE CONTRACTOR VERIFY QUANTITIES PRIOR TO ORDERING MATERIALS.

EXCESS MATERIAL, IF NOT USED FOR OTHER ON-SITE PURPOSES, SHALL BE COMPLETELY REMOVED FROM THE CONSTRUCTION SITE AND DISPOSED OF OFF-SITE BY THE CONTRACTOR.

ACCESS MUST BE MAINTAINED TO ALL EXISTING PROPERTIES DURING CONSTRUCTION PER ARTICLE 107.09 OF THE I.D.O.T. STANDARD SPECIFICATIONS, UNLESS ARRANGEMENTS ARE MADE IN WRITING BY THE CONTRACTOR WITH THE PROPERTY OWNER WITH A COPY TO THE ENGINEER FOR SHORT-TERM CLOSURES.

THE WORK AREA SHALL BE POSITIVELY DRAINED DURING CONSTRUCTION. FINAL GRADES SHALL BE PROTECTED AGAINST DAMAGE FROM EROSION, SEDIMENTATION, AND TRAFFIC.

CONSTRUCTION OPERATIONS SHALL BE CONDUCTED IN SUCH A MANNER THAT EROSION AND WATER POLLUTION WILL BE MINIMIZED.

EROSION CONTROL IS A REQUIREMENT OF THIS PROJECT. ANY FINES OR PENALTIES LEVIED AGAINST THIS PROJECT FOR NONCOMPLIANCE WILL BE BORNE SOLELY BY THE CONTRACTOR.

PERIMETER EROSION BARRIER, INLET AND PIPE PROTECTION, AND OTHER EROSION CONTROL ITEMS SHALL BE INSPECTED BY THE CONTRACTOR AFTER EACH RAIN EVENT AND REPAIRS SHALL BE MADE BY THE CONTRACTOR AS NEEDED.

### PLAN ELEVATIONS

ALL ELEVATIONS SHOWN ON THE PLANS ARE BASED ON N.A.V.D 88.

### ENVIRONMENTAL REVIEW

PRIOR TO THE USE OF ANY PROPOSED BORROW AREAS, USE AREAS (TEMPORARY ACCESS ROADS, DETOURS, RUN-AROUNDS, ETC.) AND/OR WASTE AREAS, THE CONTRACTOR SHALL FILE THE REQUIRED ENVIRONMENTAL RESOURCE REQUEST SURVEYS ACCORDING TO SECTION 107.22 OF THE STANDARD SPECIFICATIONS. THESE SURVEYS ARE REQUIRED IN ORDER FOR THE DEPARTMENT TO CONDUCT CULTURAL AND BIOLOGICAL RESOURCE SURVEYS FOR THE PROPOSED SITE.

THE REQUIRED ENVIRONMENTAL RESOURCE DOCUMENTATION SHALL INCLUDE THE FOLLOWING:

- BDE FORM 2289 (BORROW SITE REVIEW)
- BDE FORM 2290 (WASTE/USE AREA REVIEW)
- A LOCATION MAP SHOWING THE SIZE LIMITS AND LOCATION OF THE USE AREA
- COLOR PHOTOGRAPHS DEPICTING THE USE AREA
- BORROW AREA ENTRY AGREEMENT FORM - D4 PI0101

PRIOR TO ANY WASTE MATERIALS BEING REMOVED FROM THE CONSTRUCTION SITE THE REQUIRED ENVIRONMENTAL RESOURCE SURVEYS SHALL BE OBTAINED AND FILED BY THE CONTRACTOR. EXCESS WASTE PRODUCTS REMOVED FROM THE CONSTRUCTION SITE SHALL BE DISPOSED OF AS REQUIRED IN SECTION 202.03 OF THE STANDARD SPECIFICATIONS.

ANY PROTRUDING METAL BARS SHALL BE REMOVED PRIOR TO THE DISPOSAL OF BROKEN CONCRETE AT APPROVED DISPOSAL SITES.

### HOT-MIX ASPHALT MIXTURE REQUIREMENTS

THE FOLLOWING MIXTURE REQUIREMENTS ARE APPLICABLE FOR THIS PROJECT:

LOCATION(S):	STA. 14+16.79 TO STA. 15+49.80
MIXTURE USE(S):	2" SURFACE COURSE
AC/PG:	PG 64-28
DESIGN AIR VOIDS:	4.0% @N=50
MIXTURE COMPOSITION (GRADATION MIXTURE):	IL-9.5
FRICTION AGGREGATE:	N/A
QUALITY MANAGEMENT:	QC/QA
MATERIAL TRANSFER DEVICE (REQUIRED?)	NO

NOTES:

1) INDIVIDUAL LIFT THICKNESSES OF EACH MIX WILL BE NO LESS THAN THREE (3) TIMES NOMINAL MAXIMUM AGGREGATE SIZE AND NO MORE THAN FIVE (5) TIMES NOMINAL AGGREGATE MAXIMUM SIZE, UNLESS OTHERWISE APPROVED BY THE ENGINEER.

2) FOR DESIGN PURPOSES, MIXTURE WEIGHT FOR ALL MIXES IS DETERMINED TO BE 112.0 LB./SQ. YARD/IN., UNLESS OTHERWISE NOTED.

3) SUBLOT SIZES FOR PFP AND QCP MIXES WILL BE 1,000 TONS, UNLESS OTHERWISE AGREED TO BY THE ENGINEER AND THE PAVING CONTRACTOR.

### BITUMINOUS MATERIALS (TACK COAT) APPLICATION RATES

Surface Type:	Residual Rate
Mill (HMA or PCC)	0.08 lb/sq ft
Existing Pavement	0.08 lb/sq ft
Fog Coat (Between Lifts)	0.08 lb/sq ft

## HIGHWAY STANDARDS

000001-08	STANDARDS, SYMBOLS, ABBREVIATIONS, AND PATTERNS
001001-02	AREAS OF REINFORCEMENT BARS
001006	DECIMAL OF AN INCH AND OF A FOOT
280001-07	TEMPORARY EROSION CONTROL SYSTEMS
420001-10	PAVEMENT JOINTS
602401-07	PRECAST MANHOLE TYPE A 4' (1.22 m) DIAMETER
602701-02	MANHOLE STEPS
604001-05	FRAME AND LIDS TYPE 1
606001-08	CONCRETE CURB TYPE B AND COMBINATION CONCRETE CURB AND GUTTER
701001-02	OFF-RD OPERATIONS, 2L, 2W, MORE THAN 15 FEET AWAY
701006-05	OFF-RD OPERATIONS, 2L, 2W, 15 FEET TO 24 FEET FROM PAVEMENT EDGE
701011-04	OFF-RD MOVING OPERATIONS, 2L, 2W, DAY ONLY
701501-06	URBAN LANE CLOSURE, 2L 2W UNDIVIDED
701801-06	SIDEWALK, CORNER, OR CROSSWALK CLOSURE
701901-10	TRAFFIC CONTROL DEVICES

MODEL: D:\info\... FILE NAME: S:\372024\272401200 (Pleasure Park) District of Peoria\CD\CD\CADD\CADD\_Sheets\04\012\ainh-Comments.dgn



USER NAME	csanchez	DESIGNED	-	REVISED	-
		DRAWN	-	REVISED	-
PLOT SCALE	0.167' / 1" =	CHECKED	-	REVISED	-
PLOT DATE	11/6/2024	DATE	-	REVISED	-

## PLEASURE DRIVEWAY AND PARK DISTRICT OF PEORIA

## GRANDVIEW DRIVE DRAINAGE OUTLET REPAIR INDEX OF SHEETS, HIGHWAY STANDARDS, GENERAL NOTES

SCALE: SHEET 1 OF 1 SHEETS STA. TO STA.

LRS RTE.	SECTION	COUNTY	TOTAL SHEETS	SHEET NO.
9211		PEORIA	10	2

ILLINOIS

20100500	TREE REMOVAL, ACRES				ACRE	REMARKS
LOCATION						
14+08.06	TO	14+65.39	RT	0.1	ROUND UP TO 0.25 ACRE	
<b>TOTAL</b>				<b>0.25</b>		
28000400	PERIMETER EROSION BARRIER				FOOT	REMARKS
LOCATION						
14+05.87	TO	14+67.49	RT	146.3		
<b>TOTAL</b>				<b>146.3</b>		
35300100	PORTLAND CEMENT CONCRETE BASE COURSE 6"				SQ YD	REMARKS
LOCATION						
14+16.79	TO	15+49.80	RT	26.1		
<b>TOTAL</b>				<b>26.1</b>		
40600290	BITUMINOUS MATERIALS (TACK COAT)				POUND	REMARKS
LOCATION						
14+16.79	TO	15+49.80	RT	42.0		
<b>TOTAL</b>				<b>42.0</b>		
40604060	HOT-MIX ASPHALT SURFACE COURSE, IL-9.5, MIX "D", N50				TON	REMARKS
LOCATION						
14+16.79	TO	15+49.80	RT	6.5		
<b>TOTAL</b>				<b>6.5</b>		
42400100	PORTLAND CEMENT CONCRETE SIDEWALK 4 INCH				SQ FT	REMARKS
LOCATION						
14+16.79	TO	15+49.80	RT	527.1		
<b>TOTAL</b>				<b>527.1</b>		
44000100	PAVEMENT REMOVAL				SQ YD	REMARKS
LOCATION						
14+16.79	TO	15+49.80	RT	27.0		
<b>TOTAL</b>				<b>27.0</b>		
44000500	COMBINATION CURB AND GUTTER REMOVAL				FOOT	REMARKS
LOCATION						
14+16.79	TO	15+49.80	RT	131.5		
<b>TOTAL</b>				<b>131.5</b>		
44000600	SIDEWALK REMOVAL				SQ FT	REMARKS
LOCATION						
14+16.79	TO	15+49.80	RT	534.5		
<b>TOTAL</b>				<b>534.5</b>		
60300305	FRAMES AND LIDS TO BE ADJUSTED				EACH	REMARKS
LOCATION						
14+80.76		17.7'	RT	1.0		
<b>TOTAL</b>				<b>1.0</b>		
60500060	REMOVING INLETS				EACH	REMARKS
LOCATION						
14+33.49		14.7'	RT	1.0		
15+33.10		14.4'	RT	1.0		
<b>TOTAL</b>				<b>2.0</b>		

60603800	COMBINATION CONCRETE CURB AND GUTTER, TYPE B-6.12				FOOT	REMARKS
LOCATION						
14+40.02	TO	15+26.57	RT	85.6		
<b>TOTAL</b>				<b>85.6</b>		
67100100	MOBILIZATION				L SUM	REMARKS
LOCATION						
ENTRE PROJECT				1.0		
<b>TOTAL</b>				<b>1.0</b>		
X0322463	CONNECTION TO EXISTING SEWER				EACH	REMARKS
LOCATION						
13+84.71		126.1'	RT	1.0		
<b>TOTAL</b>				<b>1.0</b>		
X4401198	HOT-MIX ASPHALT SURFACE REMOVAL, VARIABLE DEPTH				SQ YD	REMARKS
LOCATION						
14+16.79	TO	15+49.80	RT	29.3		
<b>TOTAL</b>				<b>29.3</b>		
X5503101	PLUG EXISTING PIPE				CU YD	REMARKS
LOCATION						
15+32.32		24.3'	RT	0.1		
<b>TOTAL</b>				<b>0.1</b>		
X5510100	STORM SEWER REMOVAL				FOOT	REMARKS
LOCATION						
14+33.96	TO	14+37.14	RT	40.4		
15+32.20	TO	15+33.10	RT	10.0		
<b>TOTAL</b>				<b>50.4</b>		
X6060034	COMBINATION CONCRETE CURB AND GUTTER TRANSITION				FOOT	REMARKS
LOCATION						
14+16.79	TO	14+26.90	RT	10.0		
15+39.69	TO	15+49.80	RT	10.0		
<b>TOTAL</b>				<b>20.0</b>		
X7010216	TRAFFIC CONTROL AND PROTECTION, (SPECIAL)				L SUM	REMARKS
LOCATION						
ENTRE PROJECT				1.0		
<b>TOTAL</b>				<b>1.0</b>		
XX006343	SEEDING (COMPLETE)				SQ YD	REMARKS
LOCATION						
14+11.68	TO	15+49.80	RT	357.4		
<b>TOTAL</b>				<b>357.4</b>		
Z0013798	CONSTRUCTION LAYOUT				L SUM	REMARKS
LOCATION						
ENTRE PROJECT				1.0		
<b>TOTAL</b>				<b>1.0</b>		

FOR INFORMATION ONLY

MODEL: D:\info\... FILE NAME: S:\372024\2724012\00 (Pleasure Park Outlet Repair)\CADD\CADD Sheets\024012\00-Schedule.dgn

STRUCTURE SCHEDULE													
STRUCTURE NUMBER	STATION	OFFSET		28000500	28000510	60218400	X6021065	RIM ELEVATION	INVERT ELEVATIONS				NOTES
				INLET AND PIPE PROTECTION	INLET FILTERS	MANHOLES, TYPE A, 4'-DIAMETER, TYPE 1 FRAME, CLOSED LID	INLETS, TYPE G-1 (SPECIAL)		N	E	S	W	
S01	15+33.1	14.83'	RT	1	1		1	719.90'			716.10'		
S02	14+33.5	14.83'	RT	1	1		1	718.38'	714.10'	713.50'			
S03	14+37.1	54.91'	RT	1		1		715.00'		697.66'		712.45'	
<b>TOTALS:</b>				<b>3</b>	<b>2</b>	<b>1</b>	<b>2</b>						

- NOTES:
1. TYPE 1 FRAME WITH CLOSED LID SHALL BE NEENAH R-1713.
  2. TYPE G-1 INLET FRAME AND GRATE SHALL BE NEENAH R-3246-A.
  3. SEE INLETS, TYPE G-1 (SPECIAL) DETAIL SHEET FOR CONTROL POINT LOCATION FOR RIM ELEVATION.

PIPE SCHEDULE								
PIPE NUMBER	FROM STRUCTURE	US ELEVATION	TO STRUCTURE	DS ELEVATION	PAY ITEMS			SLOPE
					59300100	X5430221	Z0056668	
					CONTROLLED LOW-STRENGTH MATERIAL	CURED-IN-PLACE PIPE LINER, 21"	STORM SEWERS, TYPE 2, WATER MAIN QUALITY PIPE, 12"	
					CU YD	FOOT	FOOT	
P01	S01	716.10	S02	714.10	15.2		98.4	2.0%
P02	S02	713.50	S03	712.45	1.8		40.2	2.6%
EP01	S03	697.66	OUT	667.82		100.7		
<b>TOTAL:</b>					<b>17.0</b>	<b>100.7</b>	<b>139</b>	

LOCATION	EARTH EXCAVATION	EXCAVATION ADJUSTED FOR SHRINKAGE (25%)	EMBANKMENT (FILL)	EARTHWORK BALANCE WASTE (+) OR SHORTAGE (-)
GRANDVIEW DR	CU YD	CU YD	CU YD	CU YD
STA. 14+09.53 TO STA. 15+49.80	26.60	19.95	396.96	-377.01
<b>TOTAL</b>	<b>26.60</b>	<b>19.95</b>	<b>396.96</b>	<b>-377.01</b>

EARTHWORK SUMMARY			
20200100	EARTH EXCAVATION	30	CU YD
20400800	FURNISHED EXCAVATION	380	CU YD

FOR INFORMATION ONLY

MODEL: D:\info\...  
FILE NAME: S:\372024\2724012\00 (Pleasure Park Outlet Repair)\CADD\CADD Sheets\0424012\shs-Schedule.dgn



USER NAME = csanchez	DESIGNED -	REVISED -
PLOT SCALE = 0.167' / in.	DRAWN -	REVISED -
PLOT DATE = 11/6/2024	CHECKED -	REVISED -
	DATE -	REVISED -

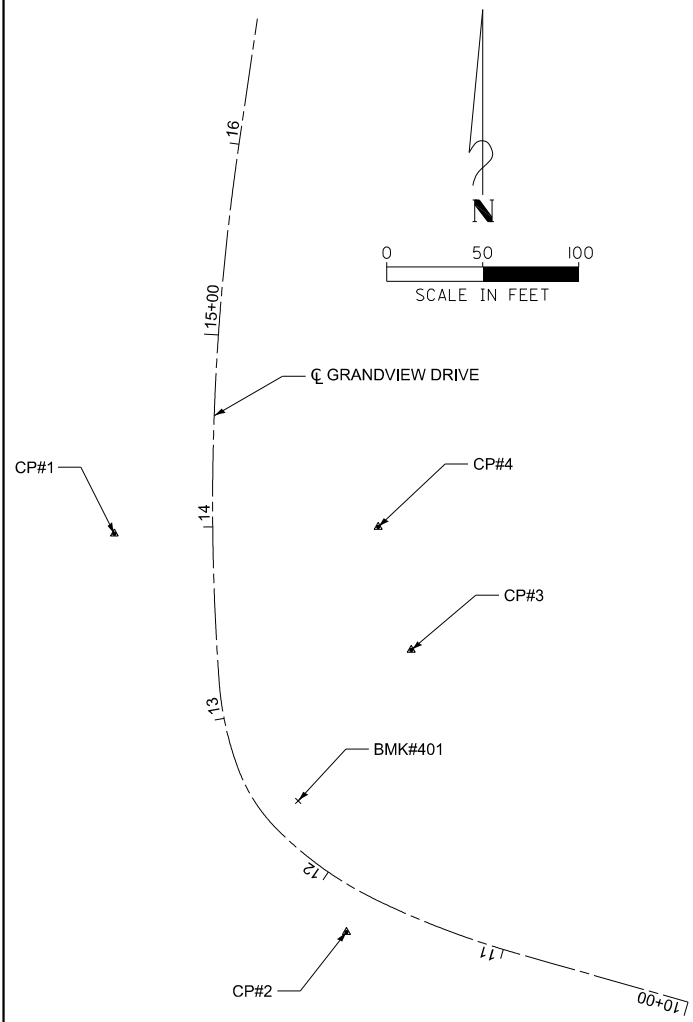
PLEASURE DRIVEWAY AND PARK DISTRICT OF PEORIA

GRANDVIEW DRIVE DRAINAGE OUTLET REPAIR  
SCHEDULE OF QUANTITIES

SCALE: SHEET 2 OF 2 SHEETS STA. TO STA.

LRS RTE.	SECTION	COUNTY	TOTAL SHEETS	SHEET NO.
9211		PEORIA	10	4

ILLINOIS



Alignment Name: RCLEGRVWA

Alignment Description: Alignment(Ex\_Centerline)

Alignment Style: Station Northing Easting

Element: Linear  
START (START) 1000.000 1485140.74 2464288.05  
PC (PC) 1092.822 1485166.09 2464198.75  
Tangential Direction: N74.150°W  
Tangential Length: 92.822

Element: Circular  
PC (PC) 1092.822 1485166.09 2464198.75  
HPI (HPI) 1132.083 1485176.81 2464160.99  
CC (CC) 1485598.98 2464321.66  
PCC (PCC) 1171.145 1485193.91 2464125.64  
Radius: 450  
Delta: 9.972° Right  
Degree of Curvature (Arc): 12.732°  
Length: 78.323

Tangent: 39.261  
Chord: 78.224  
Middle Ordinate: 1.703  
External: 1.709  
Back Tangent Direction: N74.150°W  
Back Radial Direction: N15.850°E  
Chord Direction: N69.163°W  
Ahead Radial Direction: N25.823°E  
Ahead Tangent Direction: N64.177°W

Element: Circular  
PCC (PCC) 1171.145 1485193.91 2464125.64  
HPI (HPI) 1202.891 1485207.74 2464097.07  
CC (CC) 1485364.94 2464208.411  
PCC (PCC) 1234.056 1485230.11 2464074.54  
Radius: 190  
Delta: 18.971° Right  
Degree of Curvature (Arc): 30.156°  
Length: 62.911

Tangent: 31.746  
Chord: 62.624  
Middle Ordinate: 2.598  
External: 2.634  
Back Tangent Direction: N64.177°W  
Back Radial Direction: N25.823°E  
Chord Direction: N54.692°W  
Ahead Radial Direction: N44.794°E  
Ahead Tangent Direction: N45.206°W

Element: Circular  
PCC (PCC) 1234.056 1485230.11 2464074.54  
HPI (HPI) 1253.981 1485244.15 2464060.40  
CC (CC) 1485293.98 2464137.95  
PCC (PCC) 1273.273 1485262.84 2464053.51  
Radius: 90  
Delta: 24.966° Right  
Degree of Curvature (Arc): 63.662°  
Length: 39.217

Tangent: 19.925  
Chord: 38.907  
Middle Ordinate: 2.128  
External: 2.179  
Back Tangent Direction: N45.206°W  
Back Radial Direction: N44.794°E  
Chord Direction: N32.723°W  
Ahead Radial Direction: N69.760°E  
Ahead Tangent Direction: N20.240°W

Element: Circular  
PCC (PCC) 1273.273 1485262.84 2464053.51  
HPI (HPI) 1296.564 1485284.69 2464045.45  
CC (CC) 1485319.92 2464208.32  
PCC (PCC) 1319.550 1485307.92 2464043.76  
Radius: 165  
Delta: 16.070° Right  
Degree of Curvature (Arc): 34.725°  
Length: 46.277

Tangent: 23.291  
Chord: 46.126  
Middle Ordinate: 1.62  
External: 1.636  
Back Tangent Direction: N20.240°W  
Back Radial Direction: N69.760°E  
Chord Direction: N12.205°W  
Ahead Radial Direction: N85.830°E  
Ahead Tangent Direction: N4.170°W

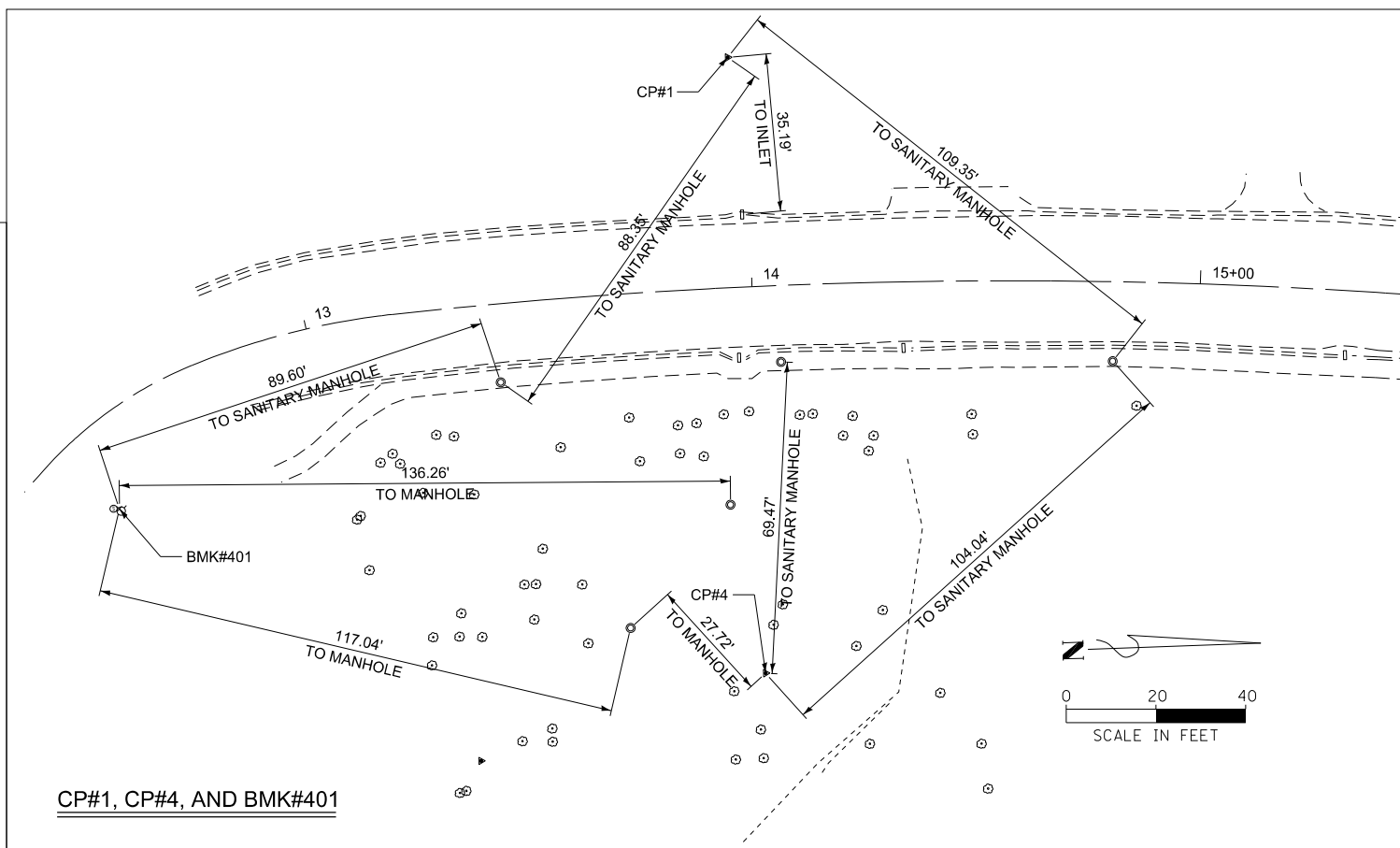
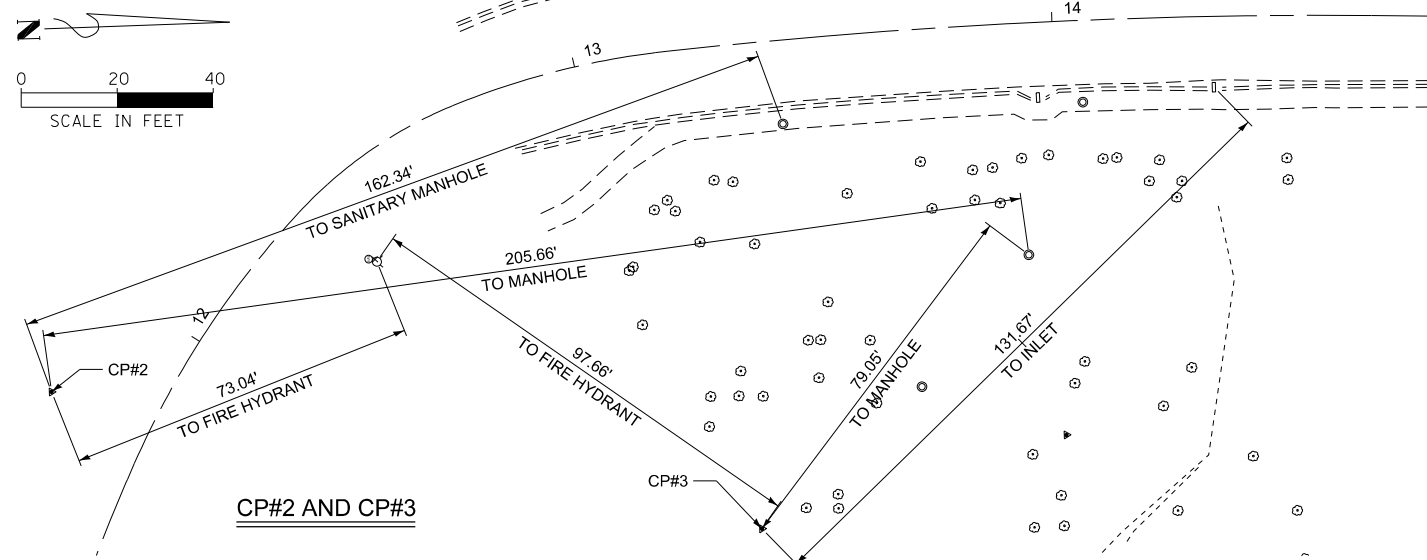
Element: Circular  
PCC (PCC) 1319.550 1485307.92 2464043.76  
HPI (HPI) 1458.443 1485446.45 2464033.66  
CC (CC) 1485400.64 2465315.38  
PT (PT) 1596.244 1485583.90 2464053.62  
Radius: 1275  
Delta: 12.434° Right  
Degree of Curvature (Arc): 4.494°  
Length: 276.694

Tangent: 138.893  
Chord: 276.152  
Middle Ordinate: 7.499  
External: 7.543  
Back Tangent Direction: N4.170°W  
Back Radial Direction: N85.830°E  
Chord Direction: N2.047°E  
Ahead Radial Direction: S81.736°E  
Ahead Tangent Direction: N8.264°E

Element: Linear  
PT (PT) 1596.244 1485583.90 2464053.62  
END (END) 1666.146 1485653.08 2464063.67  
Tangential Direction: N8.264°E  
Tangential Length: 69.902

HORIZONTAL CONTROL POINTS							
POINT #	NORTHING	EASTING	ELEVATION	CHAIN	STATION	OFFSET	DESCRIPTION
1	1485385.304	2464040.478	719.785'	RCLEGRVWA	13+97.01	51.30' LT	PK NAIL
2	14885196.62	2464120.286	727.900'	RCLEGRVWA	11+77.15	21.93' LT	PK NAIL
3	1485317.557	2464043.096	707.353'	RCLEGRVWA	13+29.20	101.03' RT	PK NAIL
4	1485387.348	2464040.455	696.578'	RCLEGRVWA	13+99.05	86.20' RT	PK NAIL

BENCHMARKS				
DESIGNATION	ELEVATION	STATION	OFFSET	DESCRIPTION
BMK#401	727.914'	12+38.43	18.2' RT	NNW CAP BOLT



MAURER-STUTZ ENGINEERS SURVEYORS

USER NAME: csanchez  
DESIGNED: -  
DRAWN: -  
CHECKED: -  
DATE: 11/6/2024  
REVISED: -  
REVISED: -  
REVISED: -  
REVISED: -

PLEASURE DRIVEWAY AND PARK DISTRICT OF PEORIA



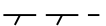


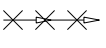

GRANDVIEW DRIVE DRAINAGE OUTLET REPAIR ALIGNMENTS, TIES, BENCHMARKS

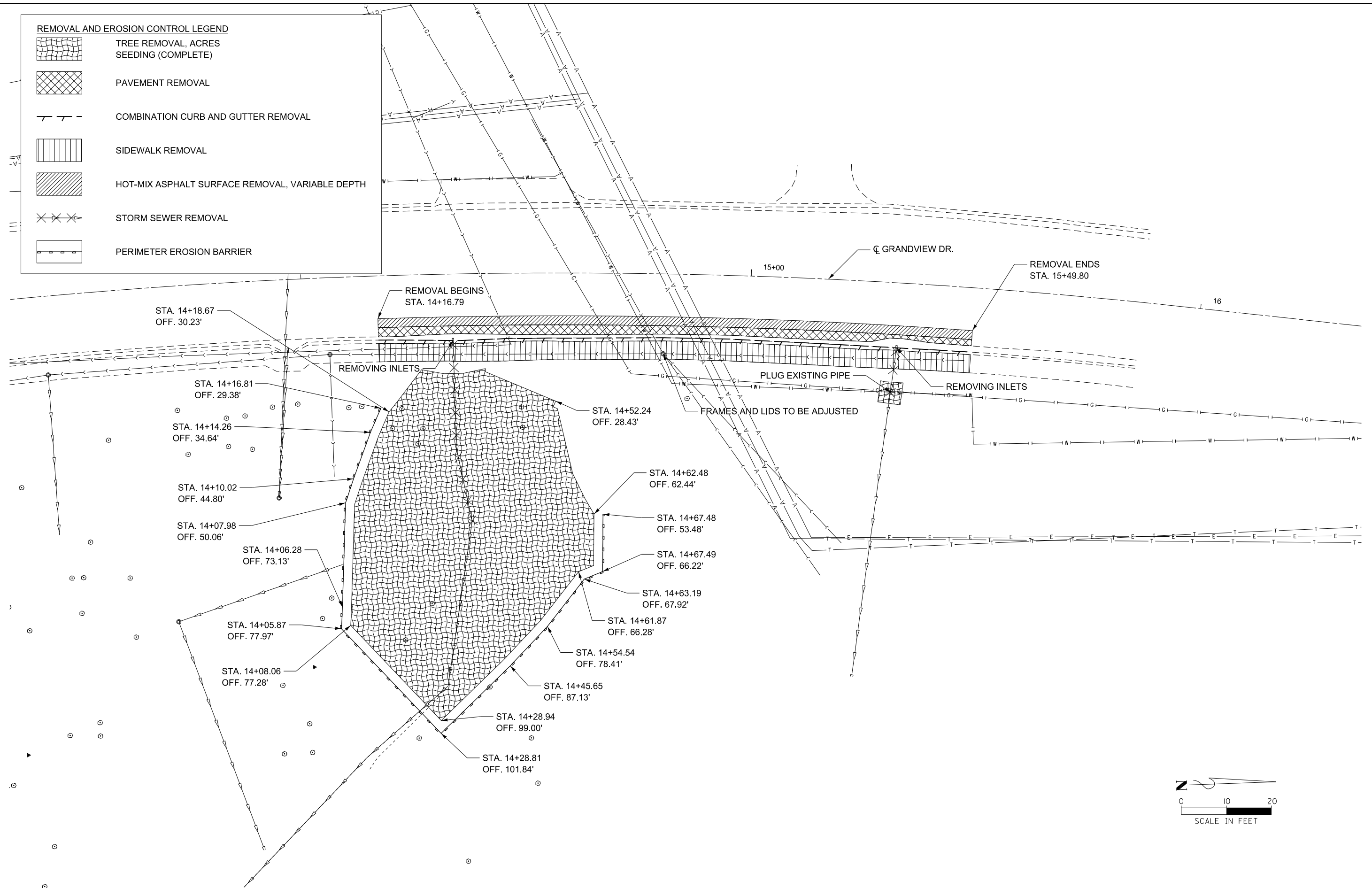
SCALE: SHEET 1 OF 1 SHEETS STA. TO STA.

LRS RTE.	SECTION	COUNTY	TOTAL SHEETS	SHEET NO.
9211		PEORIA	10	5

ILLINOIS

**REMOVAL AND EROSION CONTROL LEGEND**

-  TREE REMOVAL, ACRES  
SEEDING (COMPLETE)
-  PAVEMENT REMOVAL
-  COMBINATION CURB AND GUTTER REMOVAL
-  SIDEWALK REMOVAL
-  HOT-MIX ASPHALT SURFACE REMOVAL, VARIABLE DEPTH
-  STORM SEWER REMOVAL
-  PERIMETER EROSION BARRIER



MODEL: D:\ch\1  
 FILE NAME: S:\372024\272401200 (Pleasure Driveway Outlet Repair)\CADD\CADD Sheets\0424012\24012Removal.dgn



USER NAME	csanchez	DESIGNED -	REVISED -
DRAWN -		REVISOR -	
CHECKED -		REVISION -	
DATE	11/6/2024		

**PLEASURE DRIVEWAY AND  
PARK DISTRICT OF PEORIA**

**GRANDVIEW DRIVE DRAINAGE OUTLET REPAIR  
REMOVAL AND EROSION CONTROL PLAN**

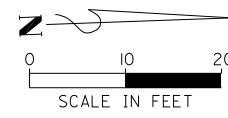
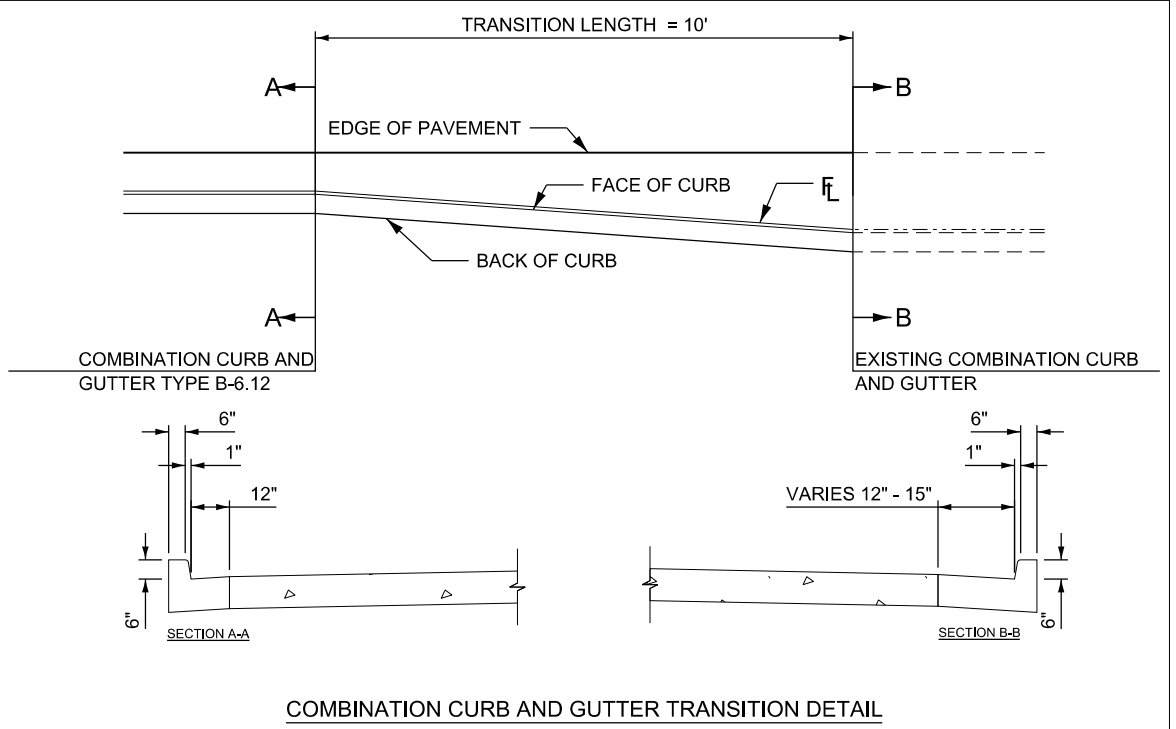
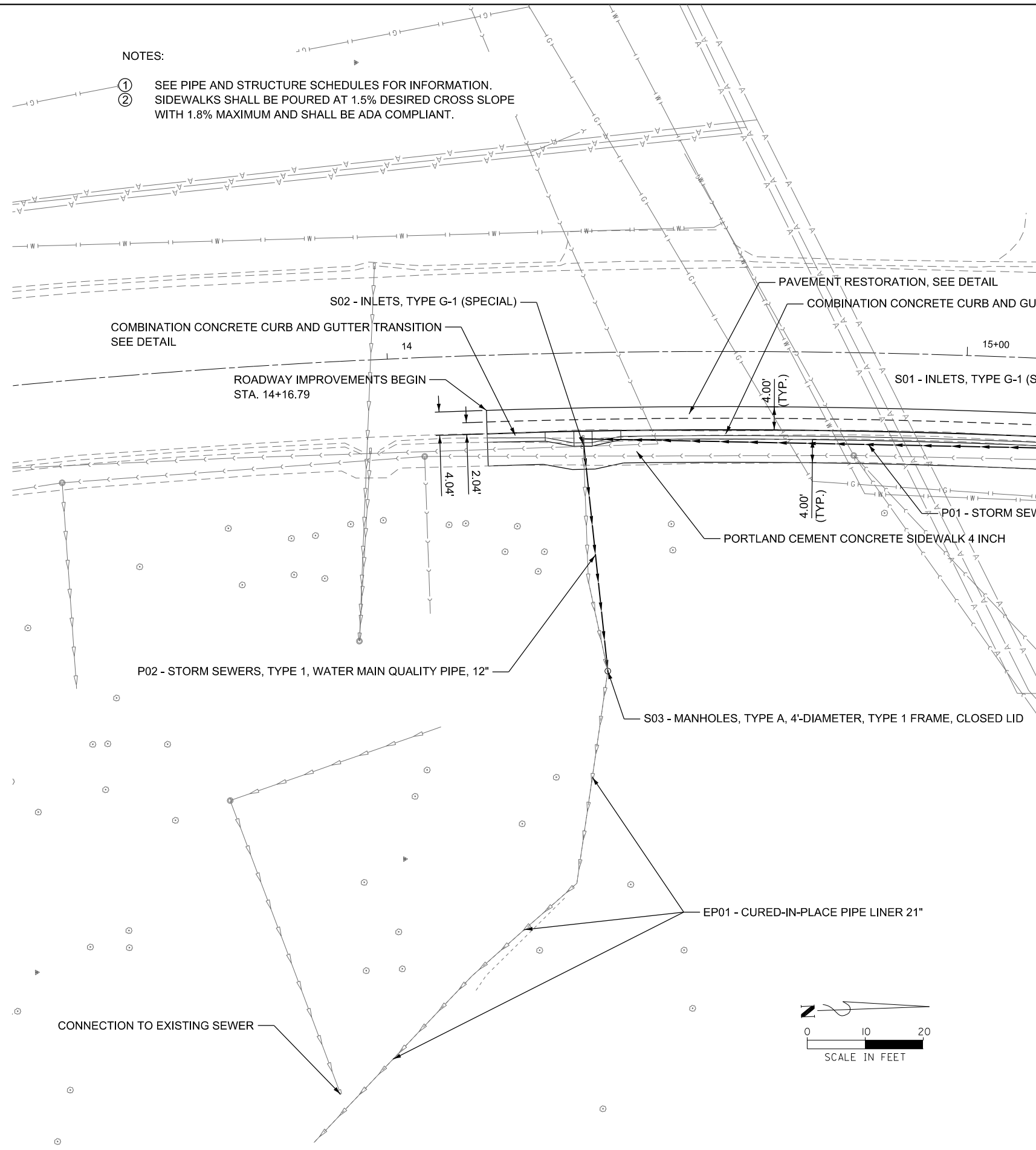
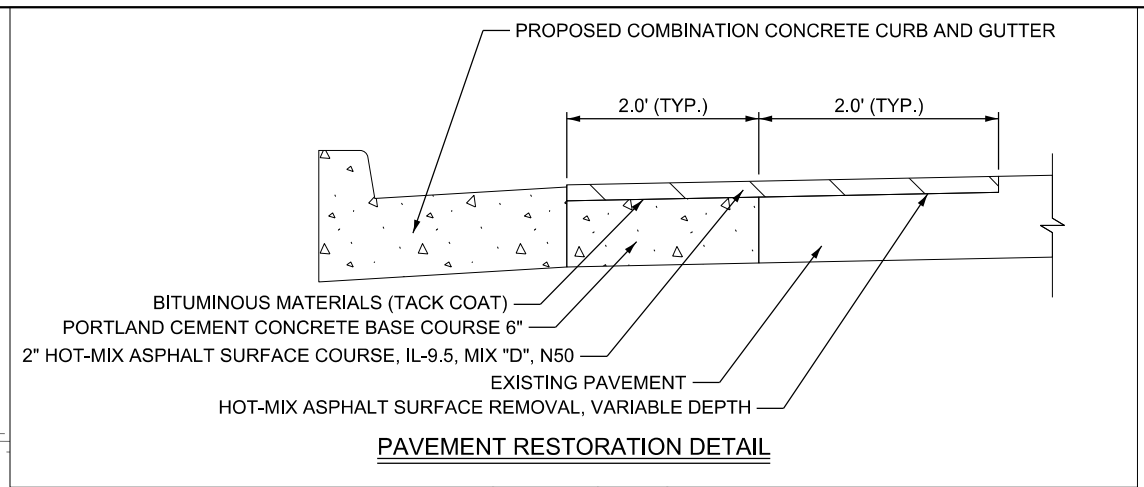
SCALE: 1" = 10' SHEET 1 OF 1 SHEETS STA. TO STA.

LRS RTE.	SECTION	COUNTY	TOTAL SHEETS	SHEET NO.
9211		PEORIA	10	6
ILLINOIS				



NOTES:

- ① SEE PIPE AND STRUCTURE SCHEDULES FOR INFORMATION.
- ② SIDEWALKS SHALL BE POURED AT 1.5% DESIRED CROSS SLOPE WITH 1.8% MAXIMUM AND SHALL BE ADA COMPLIANT.



MODEL: D:\ch\1  
 FILE NAME: S:\372024\2724012\0 (Pleasure Drk Outlet Repair)\CADD\CADD Sheets\24012\24012.dgn  
 MODEL: D:\ch\1  
 FILE NAME: S:\372024\2724012\0 (Pleasure Drk Outlet Repair)\CADD\CADD Sheets\24012\24012.dgn



USER NAME	csanchez	DESIGNED -	REVISED -
DRAWN -		REVISIONS -	
CHECKED -		REVISIONS -	
DATE	11/6/2024	REVISIONS -	

**PLEASURE DRIVEWAY AND PARK DISTRICT OF PEORIA**

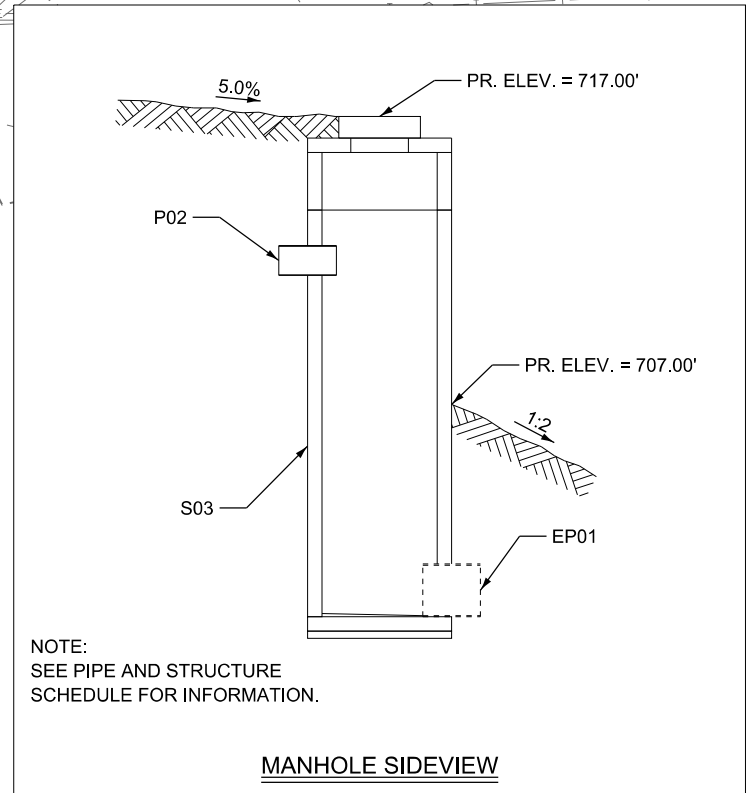
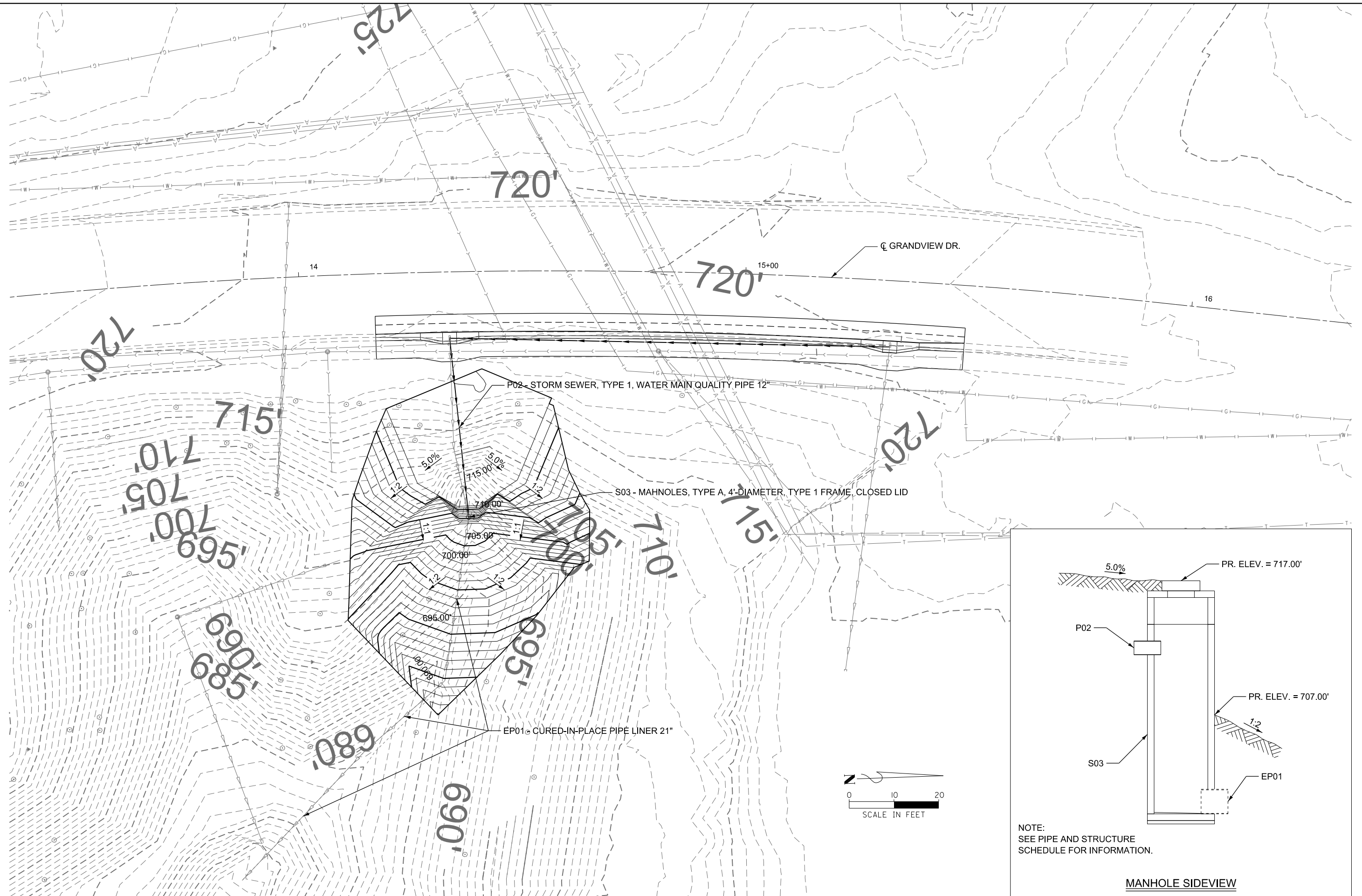
**GRANDVIEW DRIVE DRAINAGE OUTLET REPAIR  
DRAINAGE PLAN**

SCALE: 1" = 10' SHEET 1 OF 1 SHEETS STA. TO STA.

LRS RTE.	SECTION	COUNTY	TOTAL SHEETS	SHEET NO.
9211		PEORIA	10	7

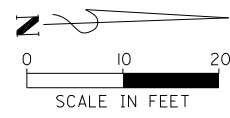
ILLINOIS

MODEL: D:\proj\2024\272401200 (Pleasure Park) Civil\Drawings\Outlet Repair\CADD\CADD Sheets\024012\sheet\grading.dwg  
 FILE NAME: S:\272401200 (Pleasure Park) Civil\Drawings\Outlet Repair\CADD\CADD Sheets\024012\sheet\grading.dwg



NOTE:  
 SEE PIPE AND STRUCTURE  
 SCHEDULE FOR INFORMATION.

MANHOLE SIDEVIEW



USER NAME	csanchez	DESIGNED	-	REVISED	-
DRAWN	-	REVISIONS	-	DATE	-
PLOT SCALE	20,000' = 1" IN.	CHECKED	-	REVISED	-
PLOT DATE	11/6/2024	DATE	-	REVISED	-

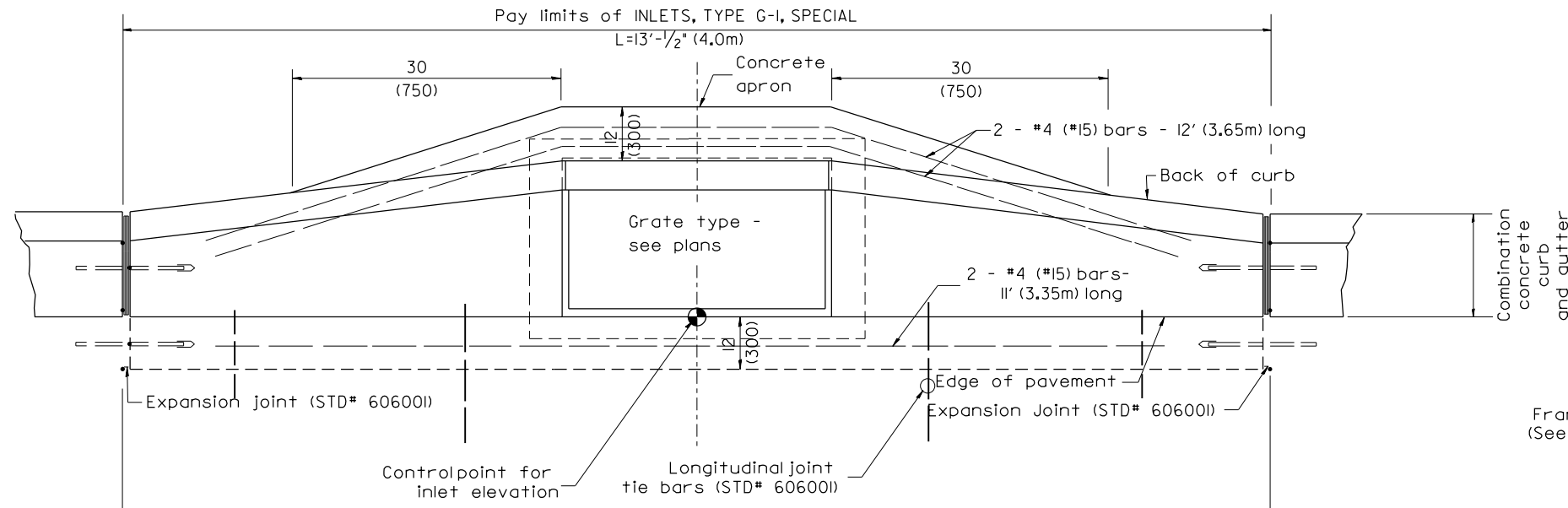
PLEASURE DRIVEWAY AND  
 PARK DISTRICT OF PEORIA

GRANDVIEW DRIVE DRAINAGE OUTLET REPAIR  
 GRADING PLAN

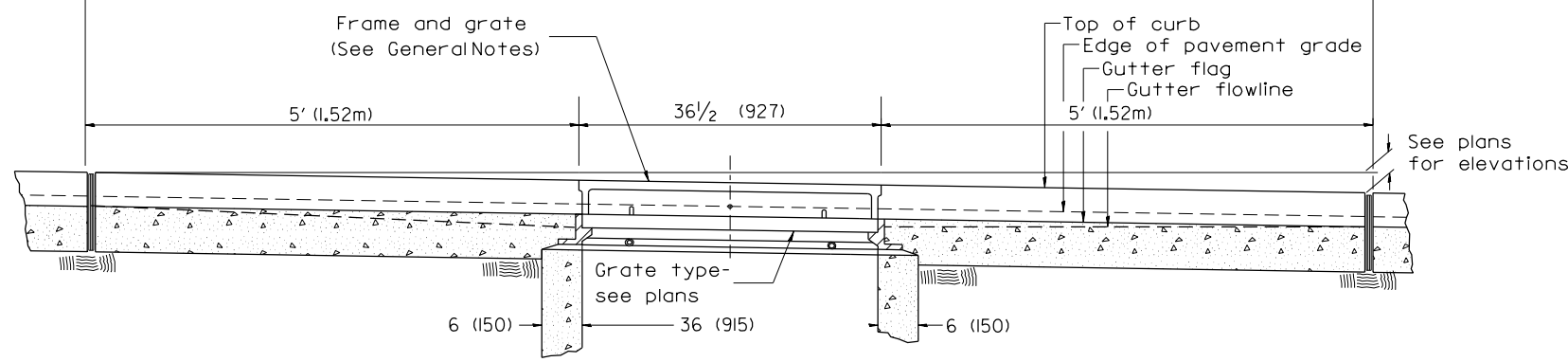
SCALE: 1" = 10' SHEET 1 OF 1 SHEETS STA. TO STA.

LRS RTE.	SECTION	COUNTY	TOTAL SHEETS	SHEET NO.
9211		PEORIA	10	8

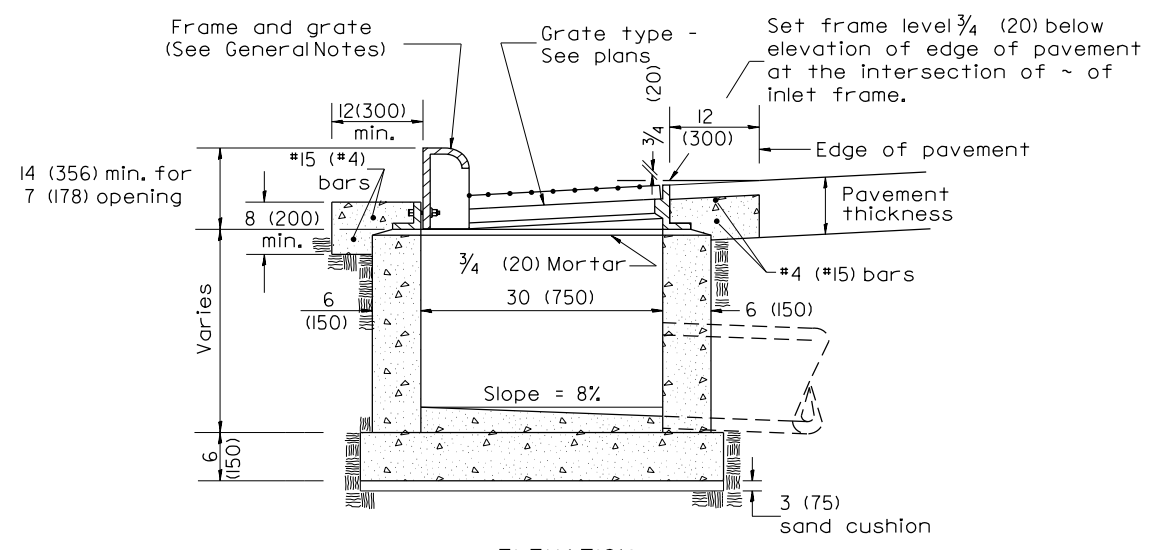
ILLINOIS



**PLAN**



**ELEVATION (FRONT)**



**ELEVATION (SIDE)**

**GENERAL NOTES**

1. Inlet construction shall be in accordance with Section 602 of the Standard Specifications.
2. Combination Concrete Curb and Gutter shall be constructed in accordance with Section 606 of the Standard Specifications.
3. See District CADD Standard 604001-D4 for frame and grates.

All dimensions are in inches (millimeters) unless otherwise noted.

01-01-97	RENUM. B-4.02, NEW REVISION BOX								
12-01-98	CORRECT E.O.P. NOTE	J.A.							
10-99	REVISION TO GENERAL NOTES	J.A.							
10-16-06	REVISED TO 2007 SPEC.	M.A.							

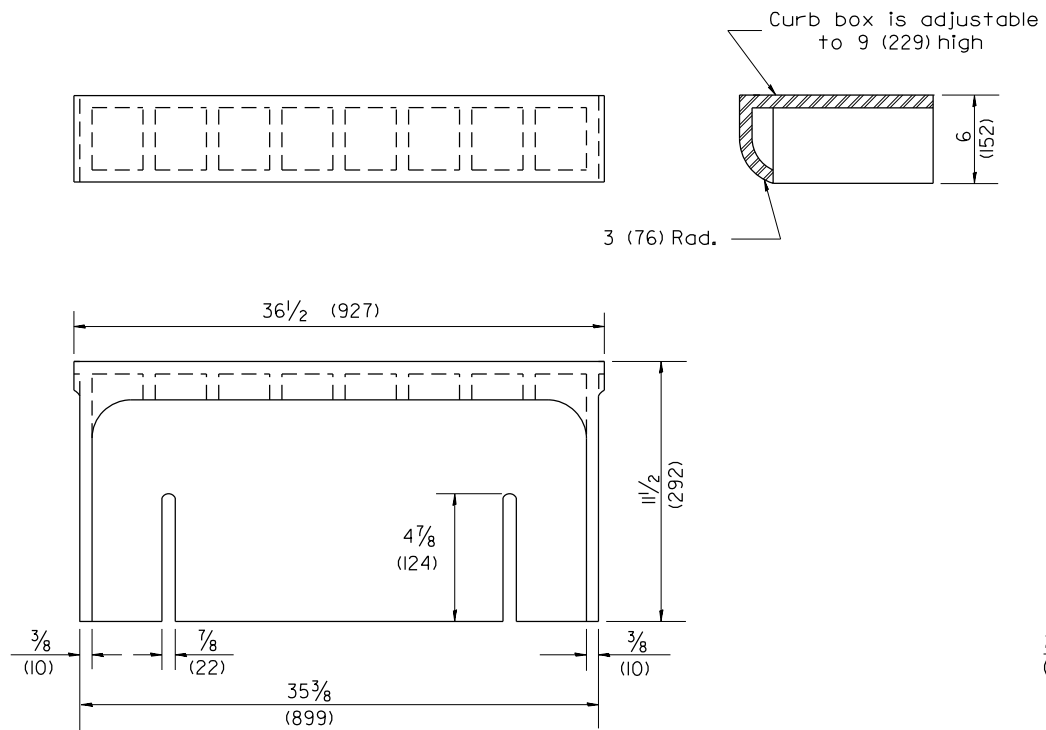
**STATE OF ILLINOIS**  
**DEPARTMENT OF TRANSPORTATION**

**INLETS, TYPE G-1, SPECIAL**

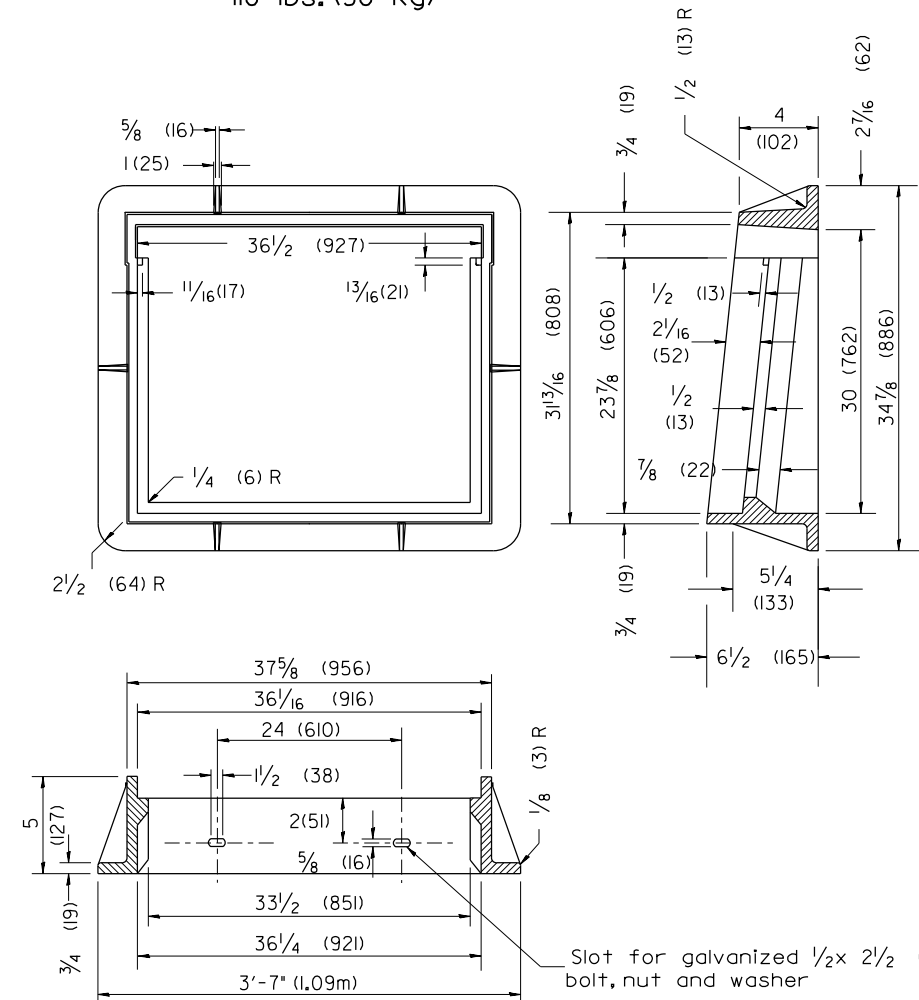
NOT TO SCALE

CADD STD. 602006-D4

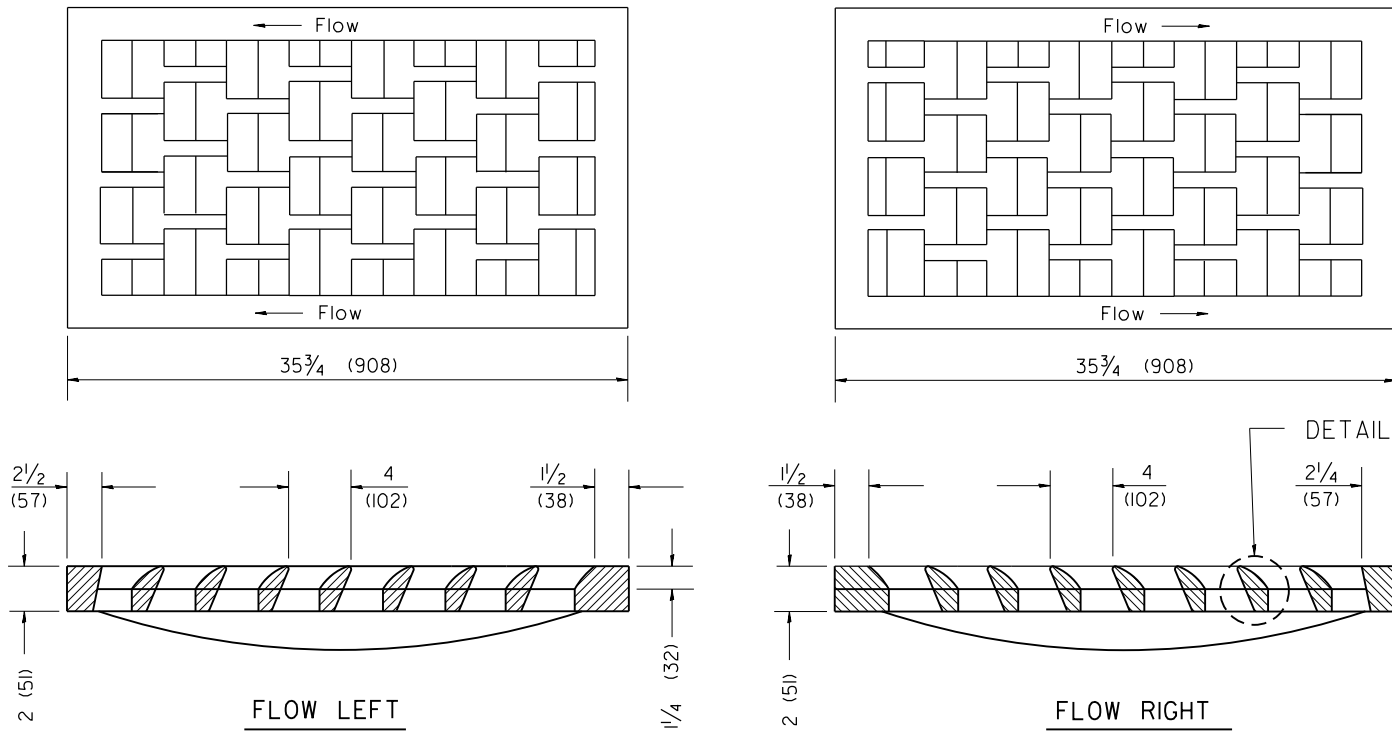
LRS RTE.	SECTION	COUNTY	TOTAL SHEETS	SHEET NO.
9211		PEORIA	10	9



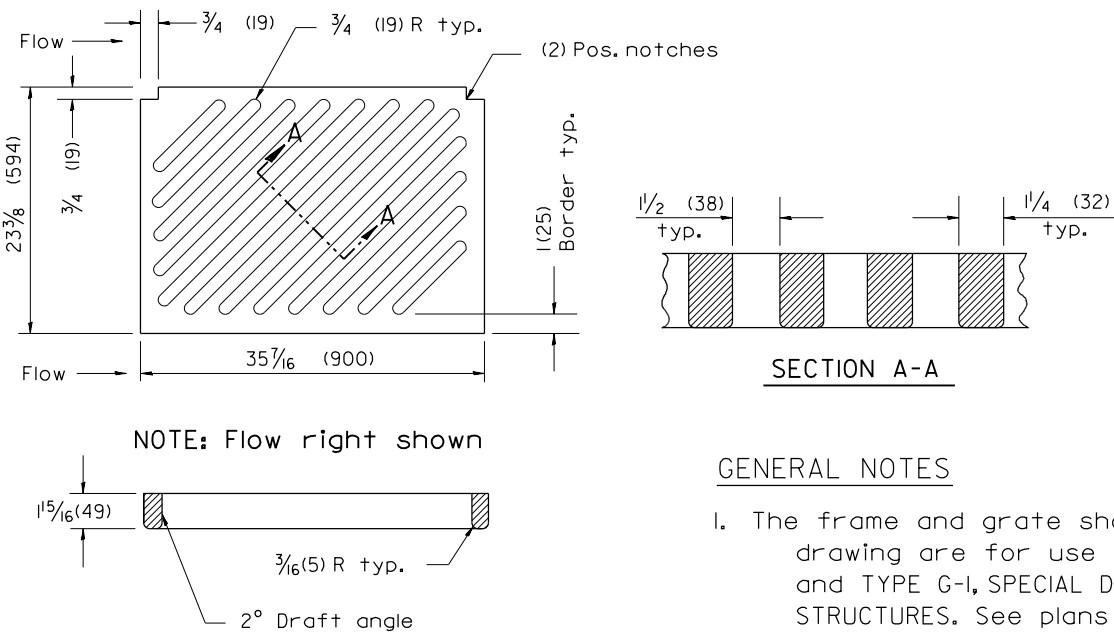
**CAST CURB BOX**  
110 lbs. (50 kg)



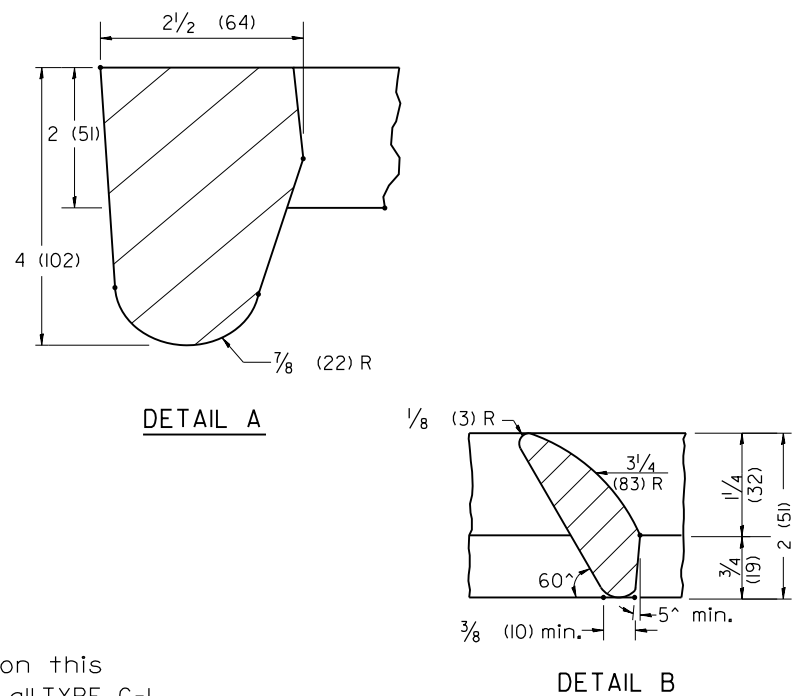
**CAST FRAME**  
271 lbs. (123 kg)



**CAST VANE GRATES**  
(SPECIFY LEFT OR RIGHT FLOW)  
230 lbs. (104 kg)



**CAST DIAGONAL GRATE**  
(Reversible for flow)  
217 lbs. (98 kg)



**GENERAL NOTES**

1. The frame and grate shown on this drawing are for use with all TYPE G-1 and TYPE G-1, SPECIAL DRAINAGE STRUCTURES. See plans for grate type and flow direction.
2. Flow direction: As viewed from street side.
3. Material: cast gray iron.

All dimensions are in inches (millimeters) unless otherwise noted.

01-01-97	RENUM. B-10.01, NEW REVISION BOX	T.P.
10-16-06	REVISED TO 2007 SPEC.	M.A.

**STATE OF ILLINOIS**  
**DEPARTMENT OF TRANSPORTATION**

**FRAME & GRATES FOR TYPE G-1 AND TYPE G-1,**  
**SPECIAL DRAINAGE STRUCTURES**


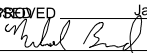

F.A. RTE.	SECTION	COUNTY	TOTAL SHEETS	SHEET NO.
9211		PEORIA	10	10

NOT TO SCALE

CADD STD. 604001-D4

ILLINOIS

ABV	ABOVE	CU YD	CUBIC YARD	HATCH	HATCHING	PM	PAVEMENT MARKING	STD	STANDARD
A/C	ACCESS CONTROL	CULV	CULVERT	HD	HEAD	PED	PEDESTAL	SBI	STATE BOND ISSUE
AC	ACRE	C&G	CURB & GUTTER	HDW	HEADWALL	PNT	POINT	SR	STATE ROUTE
ADJ	ADJUST	D	DEGREE OF CURVE	HDUTY	HEAVY DUTY	PC	POINT OF CURVATURE	STA	STATION
AS	AERIAL SURVEYS	DC	DEPRESSED CURVE	ha	HECTARE	PI	POINT OF INTERSECTION OF HORIZONTAL CURVE	SPBGR	STEEL PLATE BEAM GUARDRAIL
AGG	AGGREGATE	DET	DETECTOR	HMA	HOT MIX ASPHALT	PRC	POINT OF REVERSE CURVE	SS	STORM SEWER
AH	AHEAD	DIA	DIAMETER	HWY	HIGHWAY	PT	POINT OF TANGENCY	STY	STORY
APT	APARTMENT	DIST	DISTRICT	HORIZ	HORIZONTAL	POT	POINT ON TANGENT	ST	STREET
ASPH	ASPHALT	DOM	DOMESTIC	HSE	HOUSE	POLYETH	POLYETHYLENE	STR	STRUCTURE
AUX	AUXILIARY	DBL	DOUBLE	IL	ILLINOIS	PCC	PORTLAND CEMENT CONCRETE	e	SUPERELEVATION RATE
AGS	AUXILIARY GAS VALVE (SERVICE)	DSEL	DOWNSTREAM ELEVATION	IMP	IMPROVEMENT	PP	POWER POLE OR PRINCIPAL POINT	S.E. RUN.	SUPERELEVATION RUNOFF LENGTH
AVE	AVENUE	DSFL	DOWNSTREAM FLOWLINE	IN DIA	INCH DIAMETER	PRM	PRIME	SURF	SURFACE
AX	AXIS OF ROTATION	DR	DRAINAGE OR DRIVE	INL	INLET	PE	PRIVATE ENTRANCE	SMK	SURVEY MARKER
BK	BACK	DI	DRAINAGE INLET OR DROP INLET	INST	INSTALLATION	PROF	PROFILE	T	TANGENT DISTANCE
B-B	BACK TO BACK	DRV	DRIVEWAY	IDS	INTERSECTION DESIGN STUDY	PGL	PROFILE GRADELINE	T.R.	TANGENT RUNOUT DISTANCE
BKPL	BACKPLATE	DCT	DUCT	INV	INVERT	PROJ	PROJECT	TEL	TELEPHONE
B	BARN	EA	EACH	IP	IRON PIPE	P.C.	PROPERTY CORNER	TB	TELEPHONE BOX
BARR	BARRICADE	EB	EASTBOUND	IR	IRON ROD	PL	PROPERTY LINE	TP	TELEPHONE POLE
BL	BASELINE	EOP	EDGE OF PAVEMENT	JT	JOINT	PR	PROPOSED	TEMP	TEMPORARY
BGN	BEGIN	E-CL	EDGE TO CENTERLINE	kg	KILOGRAM	R	RADIUS or RESIDENTIAL	TBM	TEMPORARY BENCH MARK
BM	BENCHMARK	E-E	EDGE TO EDGE	km	KILOMETER	RR	RAILROAD	TD	TILE DRAIN
BIND	BINDER	ELEC	ELECTRICAL	LS	LANDSCAPING	RRS	RAILROAD SPIKE	TBE	TO BE EXTENDED
BIT	BITUMINOUS	EL	ELEVATION	LN	LANE	RPS	REFERENCE POINT STAKE	TBR	TO BE REMOVED
BTM	BOTTOM	ENTR	ENTRANCE	LT	LEFT	REF	REFLECTIVE	TBS	TO BE SAVED
BLVD	BOULEVARD	EXC	EXCAVATION	LIDAR	LIGHT DETECTION AND RANGING	REIN	REINFORCED CONCRETE CULVERT PIPE	TWP	TOWNSHIP
BRK	BRICK	EX	EXISTING	LP	LIGHT POLE	REMF	REINFORCEMENT	TR	TOWNSHIP ROAD
BBOX	BUFFALO BOX	EXPWAY	EXPRESSWAY	LGT	LIGHTING	REM	REMOVAL	TS	TRAFFIC SIGNAL
BLDG	BUILDING	E	EXTERNAL DISTANCE OF HORIZONTAL CURVE	LF	LINEAL FEET OR LINEAR FEET	RC	REMOVE CROWN	TSCB	TRAFFIC SIGNAL CONTROL BOX
CATV	CABLE	E	OFFSET DISTANCE TO VERTICAL CURVE	L	LITER OR CURVE LENGTH	REP	REPLACEMENT	TSC	TRAFFIC SYSTEMS CENTER
CIP	CAST IRON PIPE	F-F	FACE TO FACE	LC	LONG CHORD	REST	RESTAURANT	TRVS	TRANSVERSE
CB	CATCH BASIN	FA	FEDERAL AID	LNG	LONGITUDINAL	RESURF	RESURFACING	TRVL	TRAVEL
C-C	CENTER TO CENTER	FAI	FEDERAL AID INTERSTATE	L SUM	LUMP SUM	RET	RETAINING	TRN	TURN
CL	CENTERLINE OR CLEARANCE	FAP	FEDERAL AID PRIMARY	MACH	MACHINE	RT	RIGHT	TY	TYPE
CL-E	CENTERLINE TO EDGE	FAS	FEDERAL AID SECONDARY	MB	MAIL BOX	ROW	RIGHT-OF-WAY	T-A	TYPE A
CL-F	CENTERLINE TO FACE	FAUS	FEDERAL AID URBAN SECONDARY	MH	MANHOLE	RD	ROAD	TYP	TYPICAL
CTS	CENTERS	FP	FENCE POST	MATL	MATERIAL	RDWY	ROADWAY	UNDGND	UNDERGROUND
CERT	CERTIFIED	OPT	FIBER OPTIC	MED	MEDIAN	RTE	ROUTE	USGS	U.S. GEOLOGICAL SURVEY
CHSLD	CHISELED	FE	FIELD ENTRANCE	m	METER	SAN	SANITARY	USEL	UPSTREAM ELEVATION
CS	CITY STREET	FH	FIRE HYDRANT	METH	METHOD	SANS	SANITARY SEWER	USFL	UPSTREAM FLOWLINE
CP	CLAY PIPE	FL	FLOW LINE	M	MID-ORDINATE	SEC	SECTION	UTIL	UTILITY
CLSD	CLOSED	FB	FOOT BRIDGE	mm	MILLIMETER	SEED	SEEDING	VBOX	VALVE BOX
CLID	CLOSED LID	FDN	FOUNDATION	mm DIA	MILLIMETER DIAMETER	SHAP	SHAPING	VV	VALVE VAULT
CT	COAT OR COURT	FR	FRAME	MIX	MIXTURE	S	SHED	VL	VAULT
COMB	COMBINATION	F&G	FRAME & GRATE	MBH	MOBILE HOME	SH	SHEET	VEH	VEHICLE
C	COMMERCIAL BUILDING	FRWAY	FREEWAY	MOD	MODIFIED	SHLD	SHOULDER	VP	VENT PIPE
CE	COMMERCIAL ENTRANCE	GAL	GALLON	MFT	MOTOR FUEL TAX	SW	SIDEWALK OR SOUTHWEST	VERT	VERTICAL
CONC	CONCRETE	GALV	GALVANIZED	N & BC	NAIL & BOTTLE CAP	SIG	SIGNAL	VC	VERTICAL CURVE
CONST	CONSTRUCT	G	GARAGE	N & C	NAIL & CAP	SOD	SODDING	VPC	VERTICAL POINT OF CURVATURE
CONTD	CONTINUED	GM	GAS METER	N & W	NAIL & WASHER	SM	SOLID MEDIUM	VPI	VERTICAL POINT OF INTERSECTION
CONT	CONTINUOUS	GV	GAS VALVE	NC	NORMAL CROWN	SB	SOUTHBOUND	VPT	VERTICAL POINT OF TANGENCY
COR	CORNER	GIS	GEOGRAPHICAL INFORMATION SYSTEM	NB	NORTHBOUND	SE	SOUTHEAST	WM	WATER METER
CORR	CORRUGATED	GRAN	GRANULAR	NE	NORTHEAST	SPL	SPECIAL	WV	WATER VALVE
CMP	CORRUGATED METAL PIPE	GR	GRATE	NW	NORTHWEST	SD	SPECIAL DITCH	WMAIN	WATER MAIN
CNTY	COUNTY	GRVL	GRAVEL	O/S	OFFSET	SQ FT	SQUARE FEET	WB	WESTBOUND
CH	COUNTY HIGHWAY	GND	GROUND	O&C	OIL AND CHIP	m <sup>2</sup>	SQUARE METER	WILDFL	WILDFLOWERS
CSE	COURSE	GUT	GUTTER	OLID	OPEN LID	mm <sup>2</sup>	SQUARE MILLIMETER	W	WITH
XSECT	CROSS SECTION	GP	GUY POLE	PAT	PATTERN	SQ YD	SQUARE YARD	WO	WITHOUT
m <sup>3</sup>	CUBIC METER	GW	GUY WIRE	PVD	PAVED	STB	STABILIZED		
mm <sup>3</sup>	CUBIC MILLIMETER	HH	HANDHOLE	PVMT	PAVEMENT				



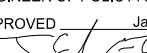
 Illinois Department of Transportation	
APPROVED	January 1, 2021
	
ENGINEER OF POLICY AND PROCEDURES	
APPROVED	January 1, 2021
	
ENGINEER OF DESIGN AND ENVIRONMENT	

ISSUED 1-1-97

DATE	REVISIONS
1-1-21	Updated fonts, abbreviations, and symbols.
1-1-19	Added new symbols.

**STANDARD SYMBOLS,  
ABBREVIATIONS,  
AND PATTERNS** (Sheet 1 of 9)  
**STANDARD 000001-08**

<u>ADJUSTMENT ITEMS</u>			<u>ALIGNMENT ITEMS</u>			<u>DRAINAGE ITEMS</u>		
	<u>EX</u>	<u>PR</u>		<u>EX</u>	<u>PR</u>		<u>EX</u>	<u>PR</u>
Structure To Be Adjusted		ADJ	Baseline	_____	_____	Channel or Stream Line	-----	-----
Structure To Be Cleaned		C	Centerline	-----	-----	Culvert Line	-----	_____
Main Structure To Be Filled		FM	Centerline Break Circle	○	⊙	Grading & Shaping Ditches	-----	-----
Structure To Be Filled		F	Baseline Symbol	⊥	⊥	Drainage Boundary Line	-----	-----
Structure To Be Filled Special		FSP	Centerline Symbol		⊥	Paved Ditch	-----	-----
Structure To Be Removed		R	PI Indicator	△	△	Aggregate Ditch	-----	-----
Structure To Be Reconstructed		REC	Point Indicator	○	○	Pipe Underdrain	-----	-----
Structure To Be Reconstructed Special		RSP	Horizontal Curve Data (Half Size)	EX. CURVE P.I. STA= Δ= D= R= T= L= E= e= T.R.= S.E. RUN= P.C. STA= P.T. STA=	CURVE P.I. STA= Δ= D= R= T= L= E= e= T.R.= S.E. RUN= P.C. STA= P.T. STA=	Storm Sewer	-----	-----
Frame and Grate To Be Adjusted		A	<u>BOUNDARIES ITEMS</u>				<u>EX</u>	<u>PR</u>
Frame and Lid To Be Adjusted		A	Dashed Property Line	-----		Flowline	⊥	⊥
Domestic Service Box To Be Adjusted		A	Solid Property/Lot Line	_____		Ditch Check	◆	◆
Valve Vault To Be Adjusted		A	Section/Grant Line	-----		Headwall	—	—
Special Adjustment		SP	Quarter Section Line	-----		Inlet	□	□
Item To Be Abandoned		AB	Quarter/Quarter Section Line	-----		Manhole	⊙	⊙
Item To Be Moved		M	County/Township Line	-----		Summit	↔	↔
Item To Be Relocated		REL	State Line	-----		Roadway Ditch Flow	~→	~→
Pavement Removal and Replacement			Chiseled Square Found	□		Swale	—▶	—▶
			Iron Pipe Found	○		Catch Basin	○	●
			Iron Pipe Set	●		Culvert End Section	◁	◁
			Survey Marker	⊙		Water Surface Indicator	▽	▽
			Property Line Symbol	⊥		Riprap	▨	▨
			Same Ownership Symbol (Half Size)	↗		<u>HYDRAULICS ITEMS</u>		
			Northwest Quarter Corner (Half Size)	⊙		Overflow	↪	
			Section Corner (Half Size)	⊙		Sheet Flow	↪	
			Southeast Quarter Corner (Half Size)	⊙		Hydrant Outlet	➔	


 Illinois Department of Transportation  
 APPROVED January 1, 2021  
  
 ENGINEER OF POLICY AND PROCEDURES  
 APPROVED January 1, 2021  
  
 ENGINEER OF DESIGN AND ENVIRONMENT

ISSUED 1-1-97

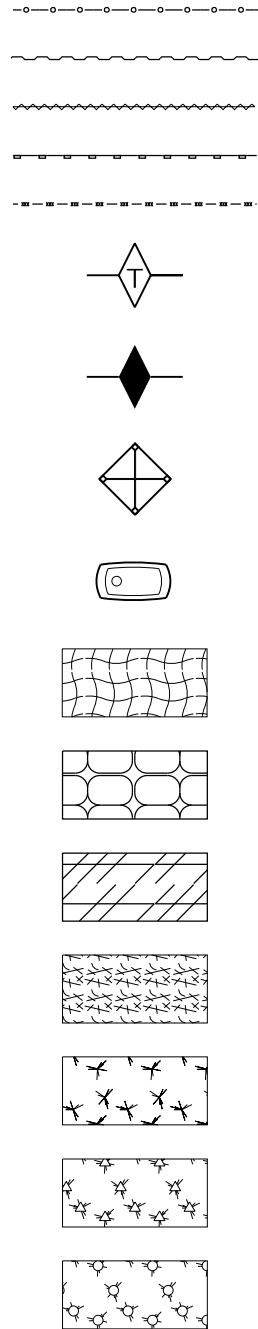
**STANDARD SYMBOLS,  
 ABBREVIATIONS,  
 AND PATTERNS**  
 (Sheet 2 of 9)  
**STANDARD 000001-08**

**EROSION & SEDIMENT CONTROL ITEMS**

**EX**

**PR**

- Cleaning & Grading Limits
- Dike
- Erosion Control Fence
- Perimeter Erosion Barrier
- Temporary Fence
- Ditch Check Temporary
- Ditch Check Permanent
- Inlet & Pipe Protection
- Sediment Basin
- Erosion Control Blanket
- Fabric Formed Concrete Revetment Mat
- Turf Reinforcement Mat
- Mulch Temporary
- Mulch Method 1
- Mulch Method 2 Stabilized
- Mulch Method 3 Hydraulic

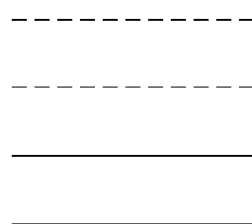


**CONTOUR ITEMS**

**EX**

**PR**

- Approx. Index Line
- Approx. Intermediate Line
- Index Contour
- Intermediate Contour

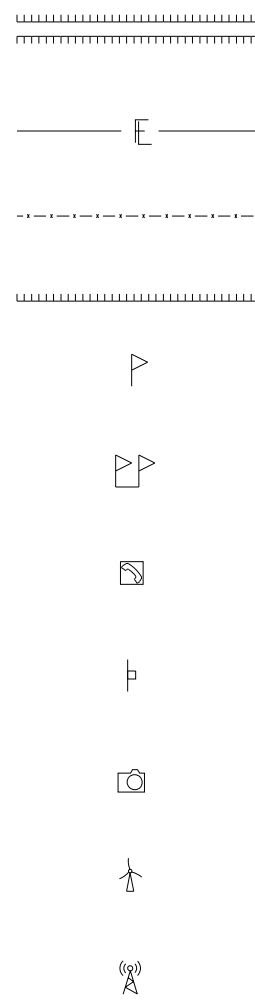


**NON-HIGHWAY IMPROVEMENT ITEMS**

**EX**

**PR**

- Noise Attn./Levee
- Field Line
- Fence
- Base of Levee
- Mailbox
- Multiple Mailboxes
- Pay Telephone
- Advertising Sign
- \*ITS Camera
- Wind Turbine
- Cellular Tower
- \*Intelligent Transportation Systems

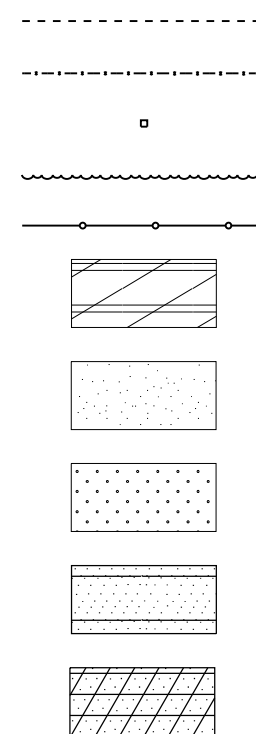


**LANDSCAPING ITEMS**

**EX**

**PR**

- Contour Mounding Line
- Fence
- Fence Post
- Shrubs
- Mowline
- Perennial Plants
- Seeding Class 2
- Seeding Class 2A
- Seeding Class 4
- Seeding Class 4 & 5 Combined

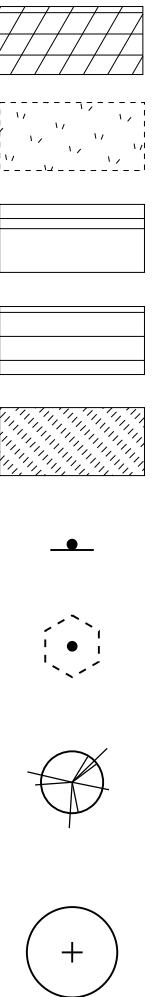


**EXISTING LANDSCAPING ITEMS (contd.)**

**EX**

**PR**

- Seeding Class 5
- Seeding Class 7
- Seedlings Type 1
- Seedlings Type 2
- Sodding
- Mowstake w/Sign
- Tree Trunk Protection
- Evergreen Tree
- Shade Tree

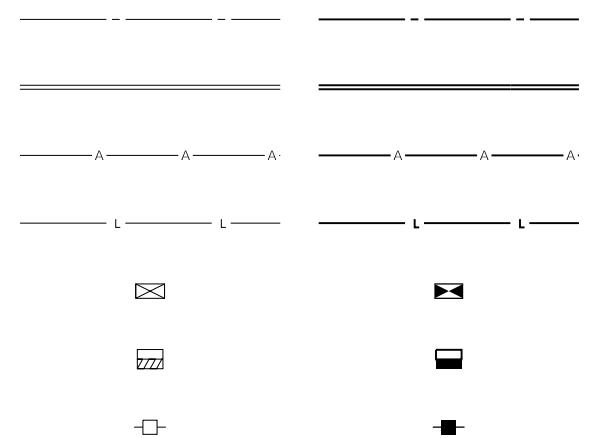


**LIGHTING**

**EX**

**PR**

- Duct
- Conduit
- Electrical Aerial Cable
- Electrical Buried Cable
- Controller
- Underpass Luminaire
- Power Pole



**STANDARD SYMBOLS, ABBREVIATIONS, AND PATTERNS**

(Sheet 3 of 9)

**STANDARD 000001-08**

Illinois Department of Transportation

APPROVED January 1, 2021  
  
 ENGINEER OF POLICY AND PROCEDURES

APPROVED January 1, 2021  
  
 ENGINEER OF DESIGN AND ENVIRONMENT

ISSUED 1-1-97

**LIGHTING  
(contd.)**

**EX**

**PR**

Pull Point



Handhole



Heavy Duty Handhole



Junction Box



Light Unit Comb.



Electrical Ground



Traffic Flow Arrow



High Mast Pole  
(Half Size)



Light Unit-1




**PAVEMENT (MISC.)**

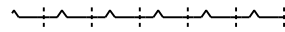
**EX**

**PR**

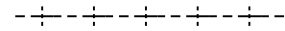
Keyed Long. Joint



Keyed Long. Joint w/Tie Bars



Sawed Long. Joint w/Tie Bars




Bituminous Shoulder



Bituminous Taper



Stabilized Driveway



Widening



**PAVEMENT MARKINGS**

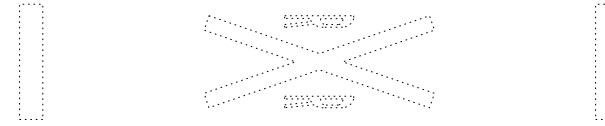
**EX**

**PR**

Handicap Symbol



RR Crossing



Raised Marker Amber 1 Way




Raised Marker Amber 2 Way



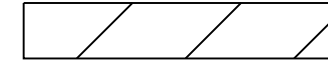
Raised Marker Crystal 1 Way



Two Way Turn Left



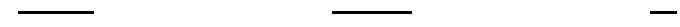
Shoulder Diag. Pattern



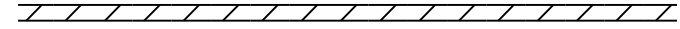

Skip-Dash White





Skip-Dash Yellow



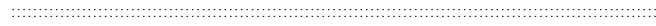
Stop Line



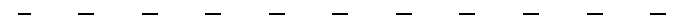
Solid Line


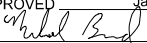
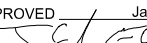


Double Centerline



Dotted Lines



 Illinois Department of Transportation  
 APPROVED January 1, 2021  
  
 ENGINEER OF POLICY AND PROCEDURES  
 APPROVED January 1, 2021  
  
 ENGINEER OF DESIGN AND ENVIRONMENT

ISSUED 1-1-97

**STANDARD SYMBOLS,  
ABBREVIATIONS,  
AND PATTERNS**

(Sheet 4 of 9)

**STANDARD 000001-08**



**PAVEMENT MARKINGS**  
**(contd.)**

CL 2Ln 2Way  
RRPM 12.2 m (40') o.c.

CL 2Ln 2Way  
RRPM 80' (24.4 m) o.c.

CL Multilane Div.  
RRPM 40' (12.2 m) o.c.

CL Multilane Div.  
RRPM 80' (24.4 m) o.c.

CL Multilane Div. Dbl.  
RRPM 80' (24.4 m) o.c.

CL Multilane Undiv.

Two Way Turn Left Line

Urban Combination Left

Urban Combination Right

Urban Left Turn Arrow

Urban Right Turn Arrow

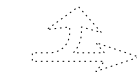
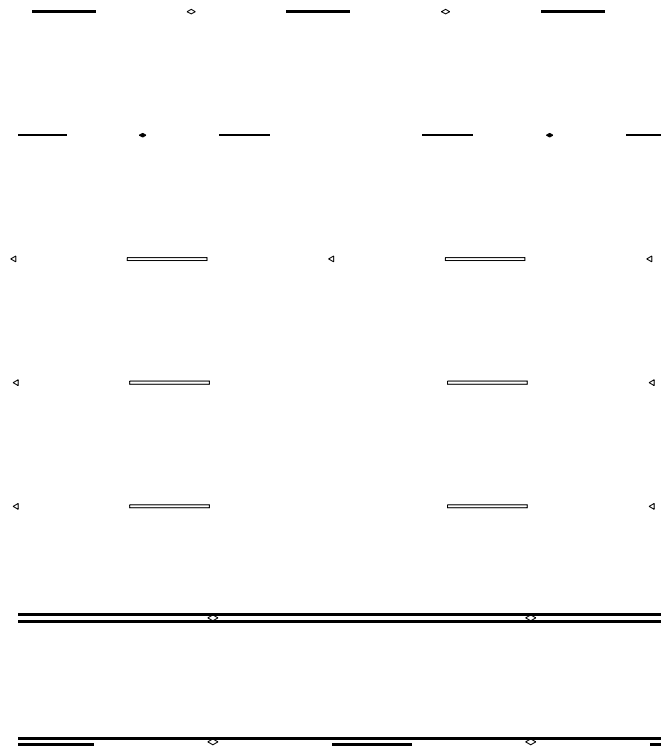
Urban Left Turn Only

Urban Right Turn Only

Urban Thru Only

**EX**

**PR**



ONLY



ONLY



ONLY



Urban LT & RT Turn Arrow

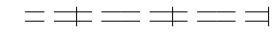
Urban Thru Arrow

**RAILROAD ITEMS**

**EX**

**PR**

Abandoned Railroad



Railroad



Railroad Point



Control Box



Crossing Gate



Flashing Signal



Railroad Cant. Mast Arm



Crossbuck

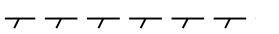


**REMOVAL ITEMS**


**EX**

**PR**

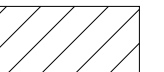
Removal Tic



Bituminous Removal



Hatch Pattern



Tree Removal Single



**RIGHT OF WAY ITEMS**

**EX**

**PR**

Future ROW Corner Monument



ROW Marker



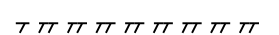
ROW Line



Easement



Temporary Easement



**STANDARD SYMBOLS,  
ABBREVIATIONS,  
AND PATTERNS**

(Sheet 5 of 9)

**STANDARD 000001-08**

Illinois Department of Transportation

APPROVED January 1, 2021  
*[Signature]*  
ENGINEER OF POLICY AND PROCEDURES

APPROVED January 1, 2021  
*[Signature]*  
ENGINEER OF DESIGN AND ENVIRONMENT

ISSUED 1-1-97

**PAVEMENT MARKINGS**  
**(contd.)**

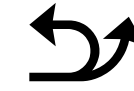
**EX**

**PR**

Urban U-Turn



Urban Combined U-Turn



Rural Combination Left



Rural Combination Right



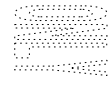
Rural Left Turn Arrow



Rural Right Turn Arrow



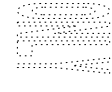
Rural Left Turn Only



**ONLY ONLY ONLY**



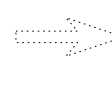
Rural Right Turn Only



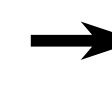
**ONLY ONLY ONLY**



Rural Thru Only




**ONLY ONLY ONLY**



Rural Thru Arrow



Rural Lt & Rt Turn Arrow




Bike Lane Symbol



Bike Lane Text



Bike Path Shared



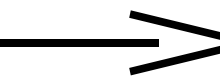
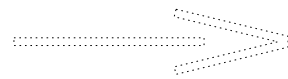
Bike Shared Roadway



Lane Drop Symbol



Wrong Way Arrow



Illinois Department of Transportation  
 APPROVED January 1, 2021  
  
 ENGINEER OF POLICY AND PROCEDURES  
 APPROVED January 1, 2021  
  
 ENGINEER OF DESIGN AND ENVIRONMENT

ISSUED 1-1-97

**STANDARD SYMBOLS,  
ABBREVIATIONS,  
AND PATTERNS**

(Sheet 6 of 9)

**STANDARD 000001-08**

**RIGHT OF WAY ITEMS  
(contd.)**

	<b>EX</b>	<b>PR</b>
Access Control Line		
Access Control Line & ROW		
Access Control Line & ROW with Fence		
Excess ROW Line		

**ROADWAY PLAN  
ITEMS**

	<b>EX</b>	<b>PR</b>
Cable Barrier		
Concrete Barrier		
Edge of Pavement		
Bit Shoulders, Medians and C&G Line		
Aggregate Shoulder		
Sidewalks, Driveways		
Guardrail		
Guardrail Post		
Traffic Sign		
Corrugated Median		
Impact Attenuator		
North Arrow with District Office (Half Size)		
Match Line		
Slope Limit Line		
Typical Cross-Section Line		

**ROADWAY PROFILES**

	<b>EX</b>	<b>PR</b>
P.I. Indicator		
Point Indicator		
Earthworks Balance Point		
Begin Point		
Vert. Curve Data	VPI = ELEV = L = E =	VPI = ELEV = L = E =
Ditch Profile Left Side		
Ditch Profile Right Side		
Roadway Profile Line		
Storm Sewer Profile Left Side		
Storm Sewer Profile Right Side		

**SIGNING ITEMS**

	<b>EX</b>	<b>PR</b>
Cone, Drum or Barricade		
Barricade Type II		
Barricade Type III		
Barricade With Edge Line		
Flashing Light Sign		
Panels I		
Panels II		
Direction of Traffic		
Sign Flag (Half Size)		

**SIGNING ITEMS  
(contd.)**

	<b>EX</b>	<b>PR</b>
Reverse Left W1-4L (Half Size)		
Reverse Right W1-4R (Half Size)		
Two Way Traffic Sign W6-3 (Half Size)		
Detour Ahead W20-2(O) (Half Size)		
Left Lane Closed Ahead W20-5L(O) (Half Size)		
Right Lane Closed Ahead W20-5R(O) (Half Size)		
Road Closed Ahead W20-3(O) (Half Size)		
Road Construction Ahead W20-1(O) (Half Size)		
Single Lane Ahead (Half Size)		
Transition Left W4-2L (Half Size)		
Transition Right W4-2R (Half Size)		

Illinois Department of Transportation

APPROVED January 1, 2021  
*[Signature]*  
ENGINEER OF POLICY AND PROCEDURES

APPROVED January 1, 2021  
*[Signature]*  
ENGINEER OF DESIGN AND ENVIRONMENT

ISSUED 1-1-97

**STANDARD SYMBOLS,  
ABBREVIATIONS,  
AND PATTERNS**  
(Sheet 7 of 9)

**STANDARD 000001-08**

**SIGNING ITEMS**  
**(contd.)**

**EX**

**PR**

One Way Arrow Lrg. W1-6-(O)  
(Half Size)



Two Way Arrow Large W1-7-(O)  
(Half Size)



Detour M4-10L-(O)  
(Half Size)



Detour M4-10R-(O)  
(Half Size)



One Way Left R6-1L  
(Half Size)



One Way Right R6-1R  
(Half Size)



Left Turn Lane R3-I100L  
(Half Size)



Keep Left R4-7AL  
(Half Size)



Keep Left R4-7BL  
(Half Size)



Keep Right R4-7AR  
(Half Size)



Keep Right R4-7BR  
(Half Size)



Stop Here On Red R10-6-AL  
(Half Size)



Stop Here On Red R10-6-AR  
(Half Size)



No Left Turn R3-2  
(Half Size)



No Right Turn R3-1  
(Half Size)



Road Closed R11-2  
(Half Size)



Road Closed Thru Traffic R11-2  
(Half Size)




**STRUCTURES ITEMS**


**EX**

**PR**

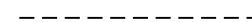
Box Culvert Barrel



Box Culvert Headwall



Bridge Pier




Bridge



Retaining Wall



Temporary Sheet Piling



**TRAFFIC SHEET ITEMS**

**EX**

**PR**

Cable Number



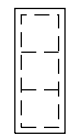
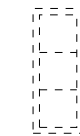
Left Turn Green



Left Turn Yellow



Signal Backplate



Signal Section 8" (200 mm)



Signal Section 12" (300 mm)



Walk/Don't Walk Letters



Walk/Don't Walk Symbols


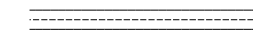


**TRAFFIC SIGNAL ITEMS**

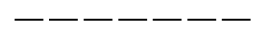
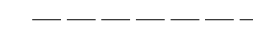
**EX**

**PR**



Galv. Steel Conduit



Underground Cable



Detector Loop Line



Detector Loop Large



Detector Loop Small



Detector Loop Quadrapole



**STANDARD SYMBOLS,  
ABBREVIATIONS,  
AND PATTERNS**

(Sheet 8 of 9)

**STANDARD 000001-08**

Illinois Department of Transportation

APPROVED January 1, 2021

*Michael Bond*  
ENGINEER OF POLICY AND PROCEDURES

APPROVED January 1, 2021

*Scott E. ...*  
ENGINEER OF DESIGN AND ENVIRONMENT

ISSUED 1-1-97



**REINFORCEMENT BARS - ENGLISH (METRIC)**

Bar Size English (metric)	Dia. in. (mm)	Cross- Sectional Area sq. in. (sq. mm)	Weight lbs./ft. (kg/m)	SPACING, in. (mm)													
				4 (100)	4½ (115)	5 (125)	5½ (140)	6 (150)	6½ (165)	7 (175)	7½ (190)	8 (200)	8½ (215)	9 (225)	10 (250)	11 (275)	12 (300)
				AREA OF STEEL PER FOOT (METER), sq. in. (sq. mm)													
3 (10)	0.375 (9.5)	0.110 (71)	0.376 (0.560)	0.330 (710)	0.293 (617)	0.264 (568)	0.240 (507)	0.220 (473)	0.203 (430)	0.189 (406)	0.176 (374)	0.165 (355)	0.155 (330)	0.147 (316)	0.132 (284)	0.120 (258)	0.110 (237)
4 (13)	0.500 (12.7)	0.196 (129)	0.668 (0.944)	0.588 (1290)	0.523 (1122)	0.470 (1032)	0.428 (921)	0.392 (860)	0.362 (782)	0.336 (737)	0.314 (679)	0.294 (645)	0.277 (600)	0.261 (573)	0.235 (516)	0.214 (469)	0.196 (430)
5 (16)	0.625 (15.9)	0.307 (199)	1.043 (1.552)	0.921 (1990)	0.819 (1730)	0.737 (1592)	0.670 (1421)	0.614 (1327)	0.567 (1206)	0.526 (1137)	0.491 (1047)	0.461 (995)	0.433 (926)	0.409 (884)	0.368 (796)	0.335 (724)	0.307 (663)
6 (19)	0.750 (19.1)	0.442 (284)	1.502 (2.235)	1.326 (2840)	1.179 (2470)	1.061 (2272)	0.964 (2029)	0.884 (1893)	0.816 (1721)	0.758 (1623)	0.707 (1495)	0.663 (1420)	0.624 (1321)	0.589 (1262)	0.530 (1136)	0.482 (1033)	0.442 (947)
7 (22)	0.875 (22.2)	0.601 (387)	2.044 (3.042)	1.803 (3870)	1.603 (3365)	1.442 (3096)	1.311 (2764)	1.202 (2580)	1.110 (2345)	1.030 (2211)	0.962 (2037)	0.902 (1935)	0.848 (1800)	0.801 (1720)	0.721 (1548)	0.656 (1407)	0.601 (1290)
8 (25)	1.000 (25.4)	0.785 (510)	2.670 (3.973)	2.355 (5100)	2.093 (4435)	1.884 (4080)	1.713 (3543)	1.570 (3400)	1.449 (3091)	1.346 (2914)	1.256 (2684)	1.178 (2550)	1.108 (2372)	1.047 (2267)	0.942 (2040)	0.856 (1855)	0.785 (1700)
9 (29)	1.128 (28.7)	1.000 (645)	3.400 (5.060)	3.000 (6450)	2.667 (5609)	2.400 (5160)	2.182 (4607)	2.000 (4300)	1.846 (3909)	1.714 (3686)	1.600 (3395)	1.500 (3225)	1.412 (3000)	1.333 (2867)	1.200 (2580)	1.091 (2345)	1.000 (2150)
10 (32)	1.270 (32.3)	1.267 (819)	4.303 (6.404)	3.801 (8190)	3.379 (7122)	3.041 (6552)	2.764 (5850)	2.534 (5460)	2.339 (4964)	2.172 (4680)	2.027 (4311)	1.901 (4095)	1.789 (3809)	1.689 (3640)	1.520 (3276)	1.382 (2978)	1.267 (2730)
11 (36)	1.410 (35.8)	1.561 (1006)	5.313 (7.907)	4.683 (10060)	4.163 (8748)	3.746 (8048)	3.406 (7186)	3.122 (6707)	2.882 (6097)	2.676 (5749)	2.498 (5295)	2.342 (5030)	2.204 (4679)	2.081 (4471)	1.873 (4024)	1.703 (3658)	1.561 (3353)

Illinois Department of Transportation

APPROVED January 1, 2009

*Scott Smith*  
ENGINEER OF POLICY AND PROCEDURES

APPROVED January 1, 2009

*Eric S. Han*  
ENGINEER OF DESIGN AND ENVIRONMENT

ISSUED 1-1-97

DATE	REVISIONS
1-1-09	Switched units to English (metric).
1-1-07	Deleted metric table. Soft converted English table.

**AREAS OF  
REINFORCEMENT BARS**


**STANDARD 001001-02**

**DECIMAL OF AN INCH AND OF A FOOT**

A		B		A		B		A		B		A		B			
1/64	0.0052	1/16	11/64	0.171875	2 1/16	11/32	0.3385	4 1/16	33/64	0.5052	6 1/16	43/64	0.671875	8 1/16	27/32	0.8385	10 1/16
	0.0104	1/8		0.1771	2 1/8		0.34375	4 1/8		0.5104	6 1/8		0.6771	8 1/8		0.84375	10 1/8
	0.015625	3/16		0.1823	2 3/16		0.3490	4 3/16		0.515625	6 3/16		0.6823	8 3/16		0.8490	10 3/16
	0.0208	1/4		0.1875	2 1/4		0.3542	4 1/4		0.5208	6 1/4		0.6875	8 1/4		0.8542	10 1/4
1/32	0.0260	5/16	13/64	0.1927	2 5/16	23/64	0.359375	4 5/16	17/32	0.5260	6 5/16	45/64	0.6927	8 5/16	55/64	0.859375	10 5/16
	0.03125	3/8		0.1979	2 3/8		0.3646	4 3/8		0.53125	6 3/8		0.6979	8 3/8		0.8646	10 3/8
	0.0365	7/16		0.203125	2 7/16		0.3698	4 7/16		0.5365	6 7/16		0.703125	8 7/16		0.8698	10 7/16
	0.0417	1/2		0.2083	2 1/2		0.3750	4 1/2		0.5417	6 1/2		0.7083	8 1/2		0.8750	10 1/2
3/64	0.046875	9/16	7/32	0.2135	2 9/16	25/64	0.3802	4 9/16	35/64	0.546875	6 9/16	23/32	0.7135	8 9/16	57/64	0.8802	10 9/16
	0.0521	5/8		0.21875	2 5/8		0.3854	4 5/8		0.5521	6 5/8		0.71875	8 5/8		0.8854	10 5/8
	0.0573	1 1/16		0.2240	2 1 1/16		0.390625	4 1 1/16		0.5573	6 1 1/16		0.7240	8 1 1/16		0.890625	10 1 1/16
	0.0625	3/4		0.2292	2 3/4		0.3958	4 3/4		0.5625	6 3/4		0.7292	8 3/4		0.8958	10 3/4
1/16	0.0677	13/16	15/64	0.234375	2 13/16	13/32	0.4010	4 13/16	9/16	0.5677	6 13/16	47/64	0.734375	8 13/16	29/32	0.9010	10 13/16
	0.0729	7/8		0.2396	2 7/8		0.40625	4 7/8		0.5729	6 7/8		0.7396	8 7/8		0.90625	10 7/8
	0.078125	15/16		0.2448	2 15/16		0.4115	4 15/16		0.578125	6 15/16		0.7448	8 15/16		0.9115	10 15/16
	0.0833	1		0.2500	3		0.4167	5		0.5833	7		0.7500	9		0.9167	11
3/32	0.0885	1 1/16	17/64	0.2552	3 1/16	27/64	0.421875	5 1/16	19/32	0.5885	7 1/16	49/64	0.7552	9 1/16	59/64	0.921875	11 1/16
	0.09375	1 1/8		0.2604	3 1/8		0.4271	5 1/8		0.59375	7 1/8		0.7604	9 1/8		0.9271	11 1/8
	0.0990	1 3/16		0.265625	3 3/16		0.4323	5 3/16		0.5990	7 3/16		0.765625	9 3/16		0.9323	11 3/16
	0.1042	1 1/4		0.2708	3 1/4		0.4375	5 1/4		0.6042	7 1/4		0.7708	9 1/4		0.9375	11 1/4
7/64	0.109375	1 5/16	9/32	0.2760	3 5/16	29/64	0.4427	5 5/16	39/64	0.609375	7 5/16	25/32	0.7760	9 5/16	61/64	0.9427	11 5/16
	0.1146	1 3/8		0.28125	3 3/8		0.4479	5 3/8		0.6146	7 3/8		0.78125	9 3/8		0.9479	11 3/8
	0.1198	1 7/16		0.2865	3 7/16		0.453125	5 7/16		0.6198	7 7/16		0.7865	9 7/16		0.953125	11 7/16
	0.1250	1 1/2		0.2917	3 1/2		0.4583	5 1/2		0.6250	7 1/2		0.7917	9 1/2		0.9583	11 1/2
9/64	0.1302	1 9/16	19/64	0.296875	3 9/16	15/32	0.4635	5 9/16	41/64	0.6302	7 9/16	51/64	0.796875	9 9/16	31/32	0.9635	11 9/16
	0.1354	1 5/8		0.3021	3 5/8		0.46875	5 5/8		0.6354	7 5/8		0.8021	9 5/8		0.96875	11 5/8
	0.140625	1 11/16		0.3073	3 11/16		0.4740	5 11/16		0.640625	7 11/16		0.8073	9 11/16		0.9740	11 11/16
	0.1458	1 3/4		0.3125	3 3/4		0.4792	5 3/4		0.6458	7 3/4		0.8125	9 3/4		0.9792	11 3/4
5/32	0.1510	1 13/16	21/64	0.3177	3 13/16	31/64	0.484375	5 13/16	21/32	0.6510	7 13/16	53/64	0.8177	9 13/16	63/64	0.984375	11 13/16
	0.15625	1 7/8		0.3229	3 7/8		0.4896	5 7/8		0.65625	7 7/8		0.8229	9 7/8		0.9896	11 7/8
	0.1615	1 15/16		0.328125	3 15/16		0.4948	5 15/16		0.6615	7 15/16		0.828125	9 15/16		0.9948	11 15/16
	0.1667	2		0.3333	4		0.5000	6		0.6667	8		0.8333	10		1.0000	12

A = Fractions of Inch or Foot

B = Inch Equivalents to Foot Fractions

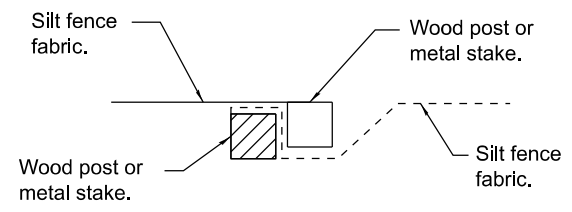
 Illinois Department of Transportation  
 APPROVED January 1, 1997  
*Garry C. Atkey*  
 ENGINEER OF POLICY AND PROCEDURES  
 APPROVED January 1, 1997  
*Garry L. Gould*  
 ENGINEER OF DESIGN AND ENVIRONMENT

ISSUED 1-1-97

DATE	REVISIONS
1-1-97	New Standard.

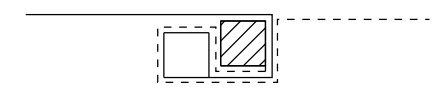
**DECIMAL OF AN INCH  
AND OF A FOOT**

**STANDARD 001006**



Place end-post (stake) of first silt fence adjacent to end-post (stake) of second silt fence with fabric positioned as shown.

**STEP 1**

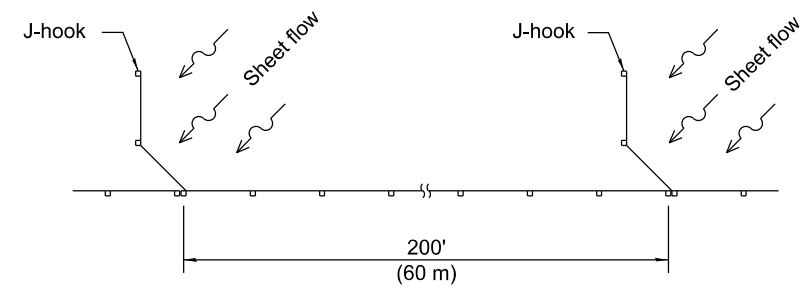


Rotate posts (stakes) together 180° clockwise and drive both posts (stakes) 18 (450) into ground.

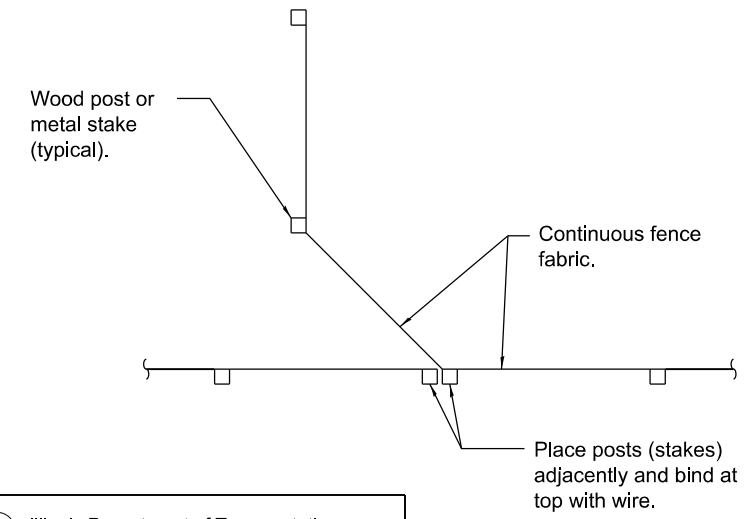
**STEP 2**

**ATTACHING TWO SILT FILTER FENCES**

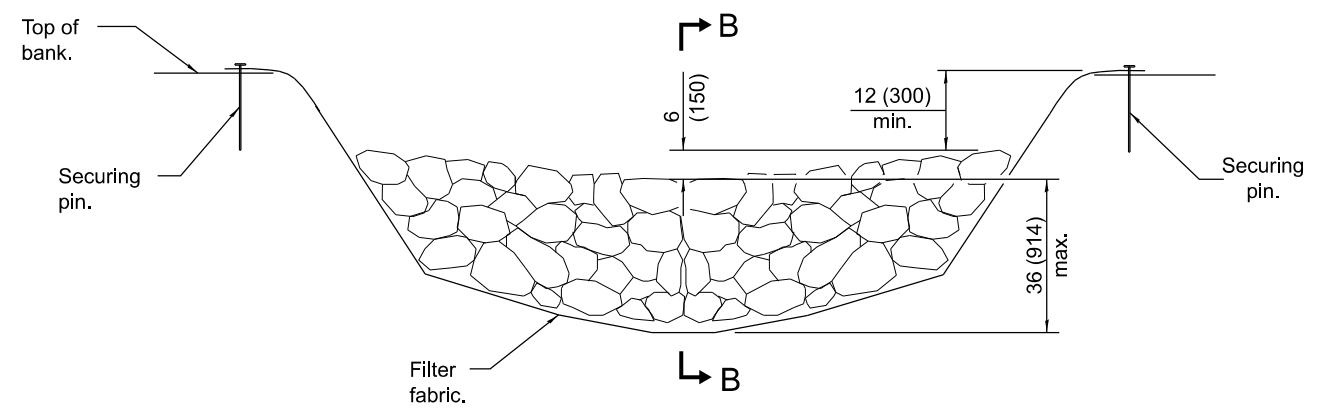
(Not applicable for J-hooks)



**SILT FILTER J-HOOK PLACEMENT**

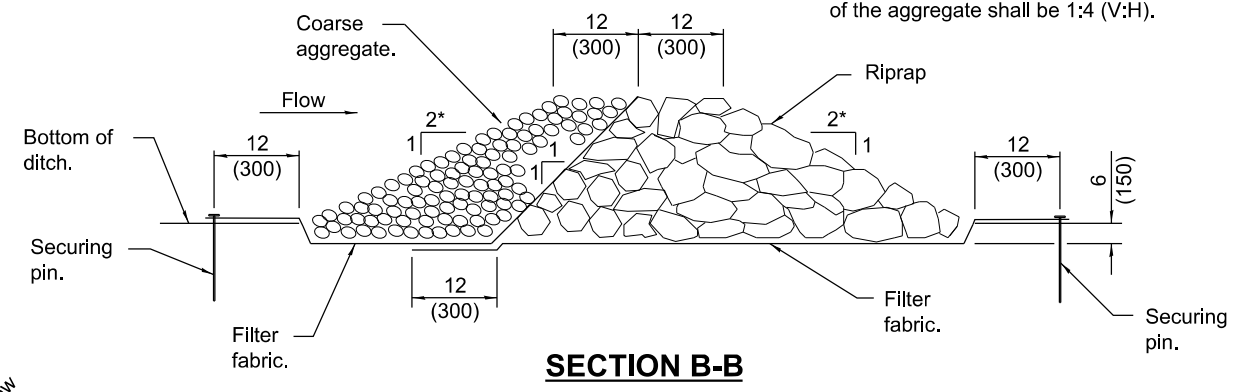


**J-HOOK**



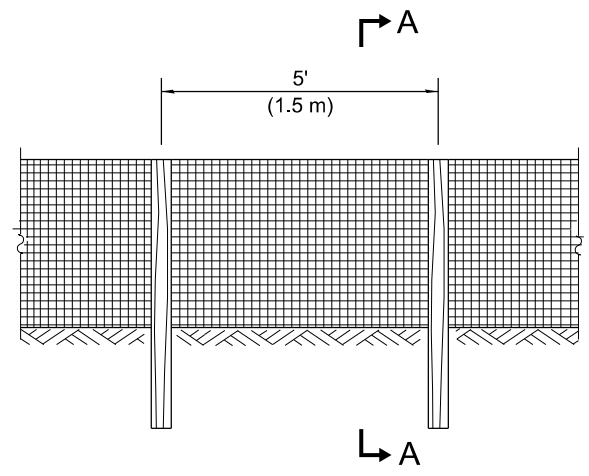
**ELEVATION**

\* When the ditch check is within the clear zone and the road is open to traffic, the traffic approach slope of the aggregate shall be 1:4 (V:H).



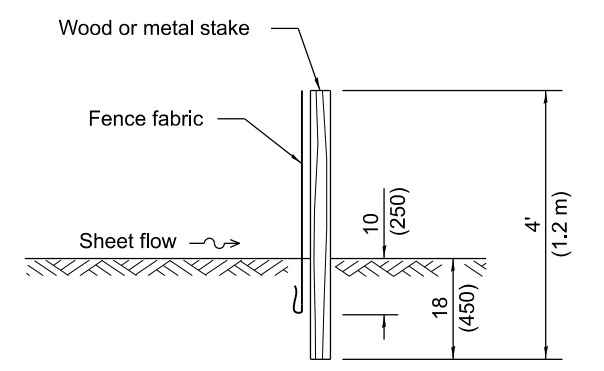
**SECTION B-B**

**AGGREGATE DITCH CHECK**

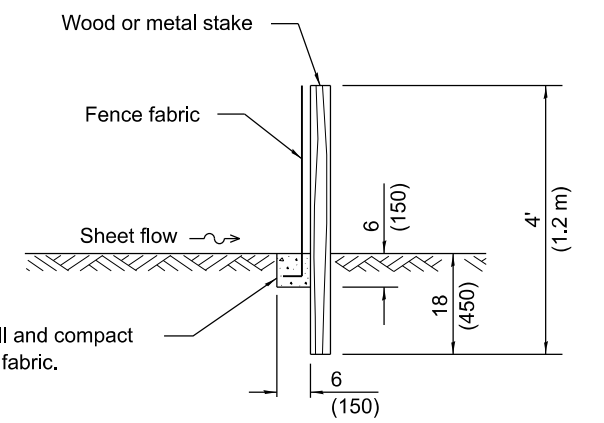


**ELEVATION**

**SILT FILTER FENCE AS A PERIMETER EROSION BARRIER**



**SLICE METHOD**



**TRENCH METHOD**

**SECTION A-A**

Excavate, backfill and compact trench to secure fabric.

**GENERAL NOTES**

The installation details and dimensions shown for perimeter erosion barriers shall also apply for inlet and pipe protection.

All dimensions are in inches (millimeters) unless otherwise shown.

Illinois Department of Transportation

APPROVED January 1, 2013  
*Michael Beard*  
 ENGINEER OF POLICY AND PROCEDURES

APPROVED January 1, 2013  
*[Signature]*  
 ENGINEER OF DESIGN AND ENVIRONMENT

ISSUED 1-1-97

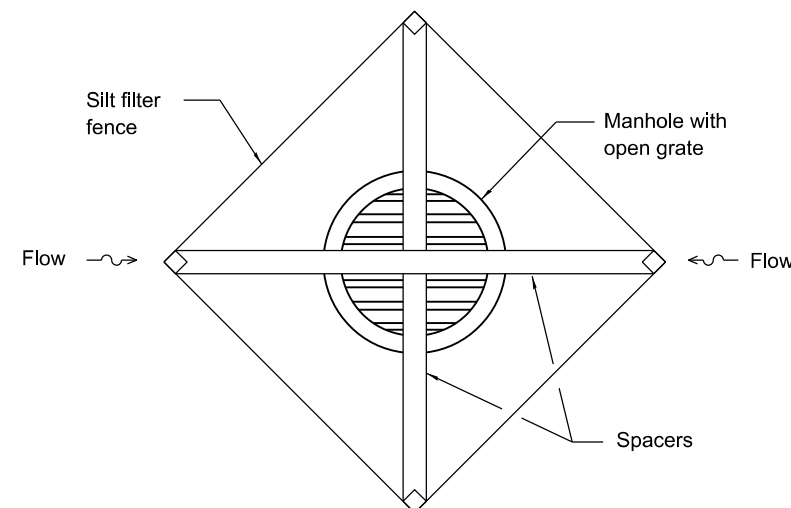
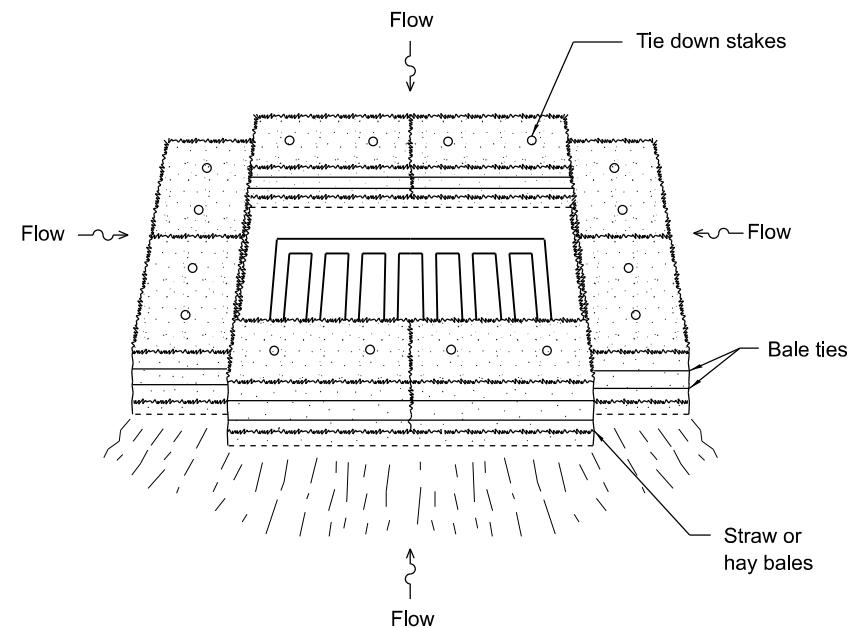
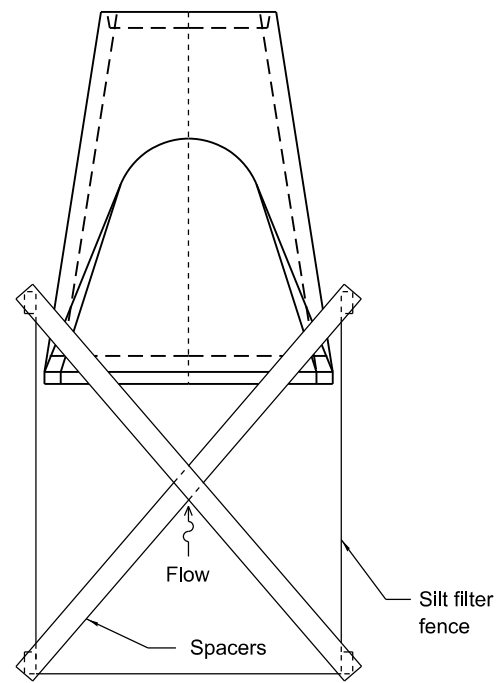
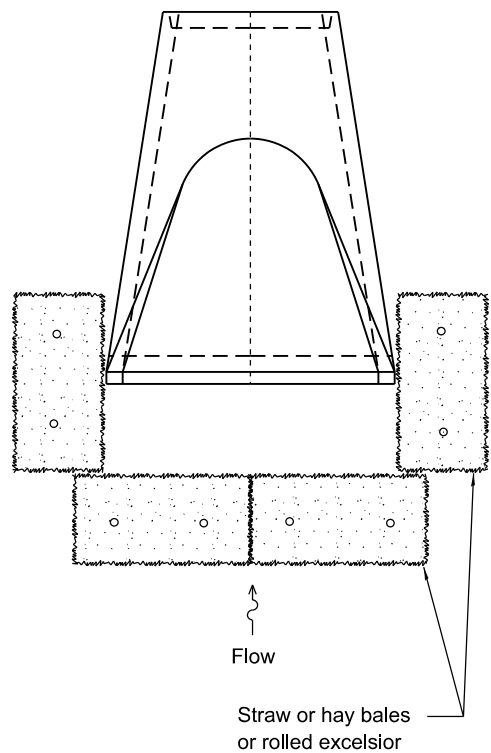
DATE	REVISIONS
1-1-13	Corrected notation for flowline (f) on SEDIMENT BASIN ELEVATION
1-1-12	Omitted hay/straw perimeter barrier. Added SLICE METHOD to SECTION A-A

**TEMPORARY EROSION CONTROL SYSTEMS**

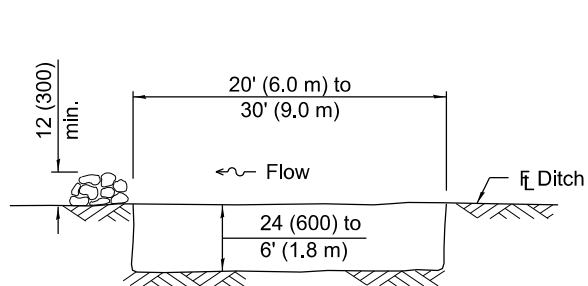
(Sheet 1 of 2)

**STANDARD 280001-07**



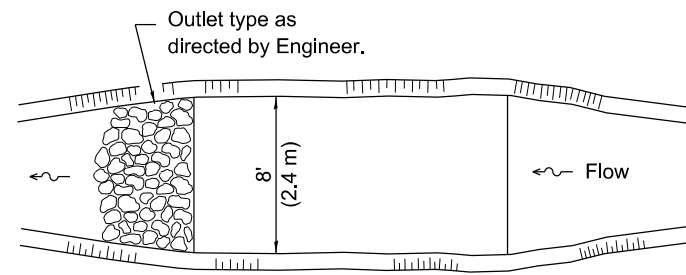


**INLET AND PIPE PROTECTION**



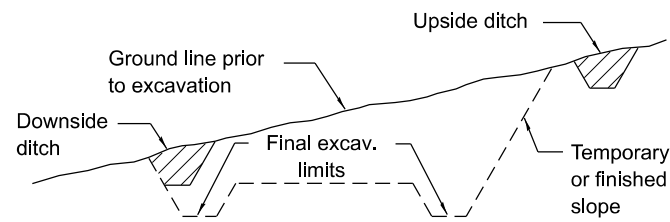
The performance of the basin will improve if put into a series.

**ELEVATION**

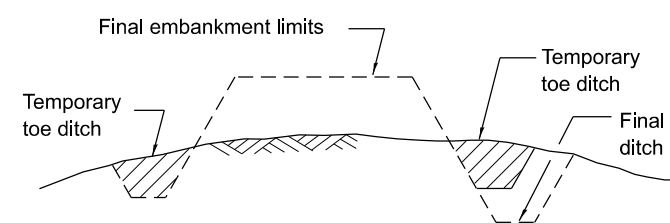


The long dimension should be parallel with the direction of the flow. Accumulated silt shall be removed anytime the basins become 75% filled.

**PLAN**



**TYPICAL CUT CROSS-SECTION**



**TYPICAL FILL CROSS-SECTION**

**TEMPORARY DITCHES FOR CUT & FILL SECTIONS**

**SEDIMENT BASIN**

Illinois Department of Transportation

APPROVED January 1, 2013  
*Michael Brand*  
 ENGINEER OF POLICY AND PROCEDURES

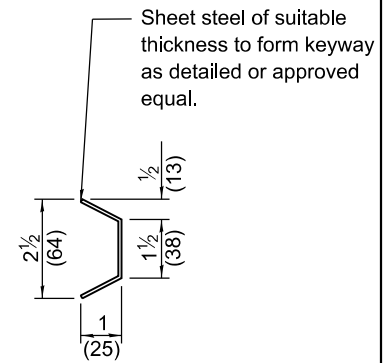
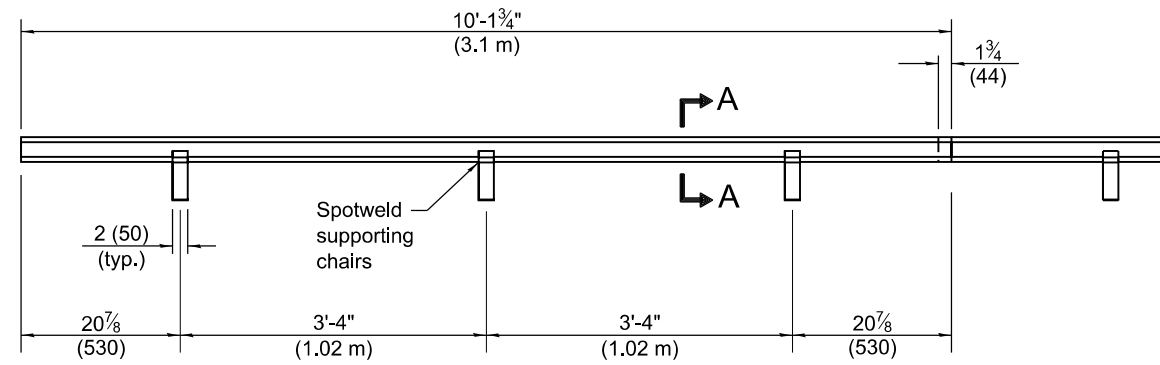
APPROVED January 1, 2013  
*[Signature]*  
 ENGINEER OF DESIGN AND ENVIRONMENT

ISSUED 1-1-97

**TEMPORARY EROSION CONTROL SYSTEMS**

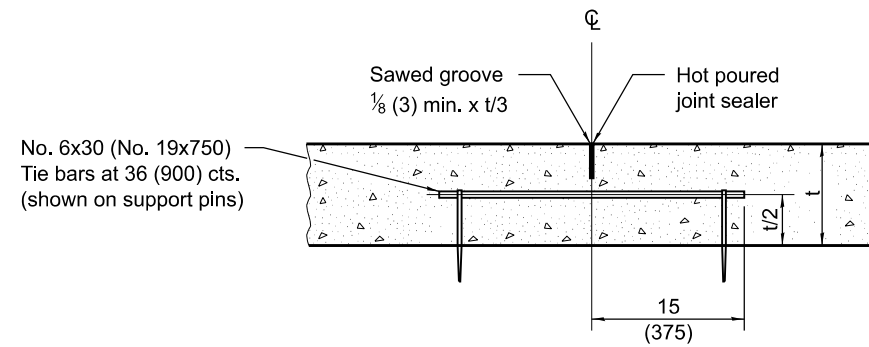
(Sheet 2 of 2)

**STANDARD 280001-07**

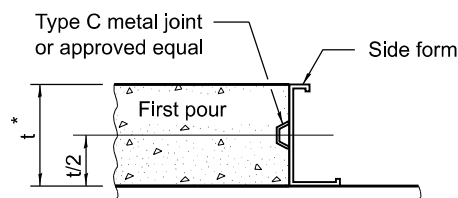


**TYPE C METAL JOINT**

**SECTION A-A**

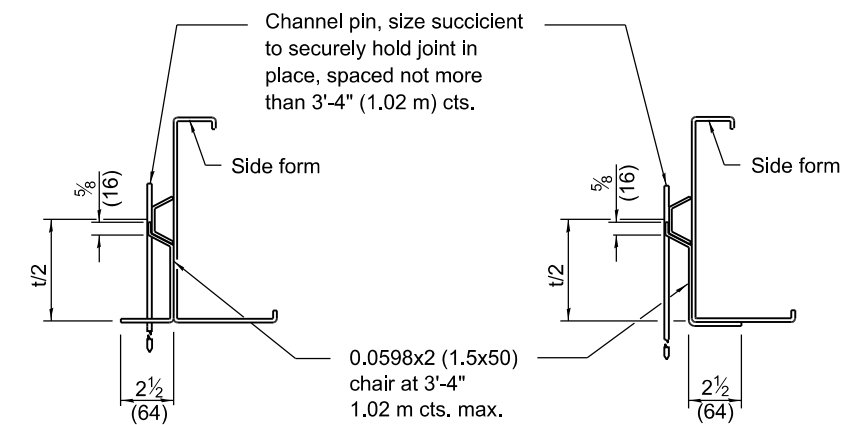


**LONGITUDINAL SAWED JOINT**



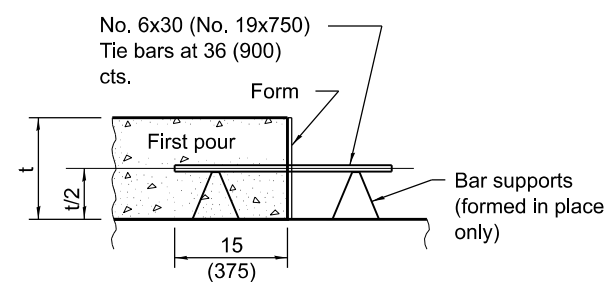
**LONGITUDINAL KEYED JOINT**

\* 8 (203) min. pavement thickness for keyed joints.

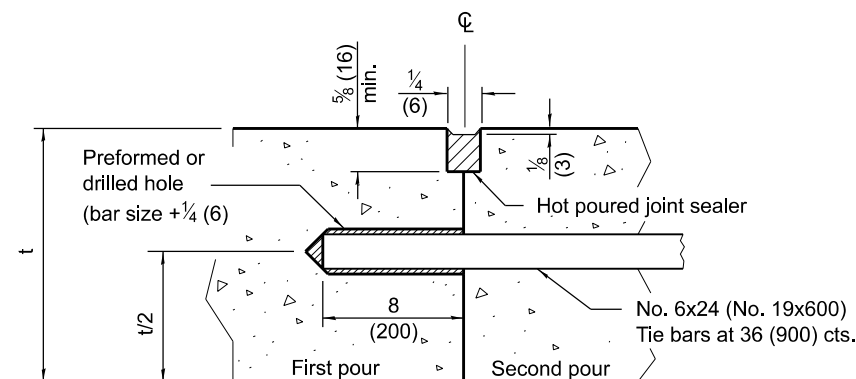


**SUPPORTING CHAIR ALTERNATE**

**SUPPORTING CHAIR ALTERNATE**



**LONGITUDINAL CONSTRUCTION JOINT**  
(TIE BAR FORMED IN PLACE OR MECHANICALLY INSERTED)



**LONGITUDINAL CONSTRUCTION JOINT**  
(TIE BAR GROUTED IN PLACE)

**GENERAL NOTES**

All slope ratios are expressed as units of vertical displacement to units of horizontal displacement (V:H).

All dimensions are in inches (millimeters) unless otherwise shown.

Illinois Department of Transportation

APPROVED January 1, 2022  
*Michael Brand*  
ENGINEER OF POLICY AND PROCEDURES

APPROVED January 1, 2022  
*Scott Che*  
ENGINEER OF DESIGN AND ENVIRONMENT

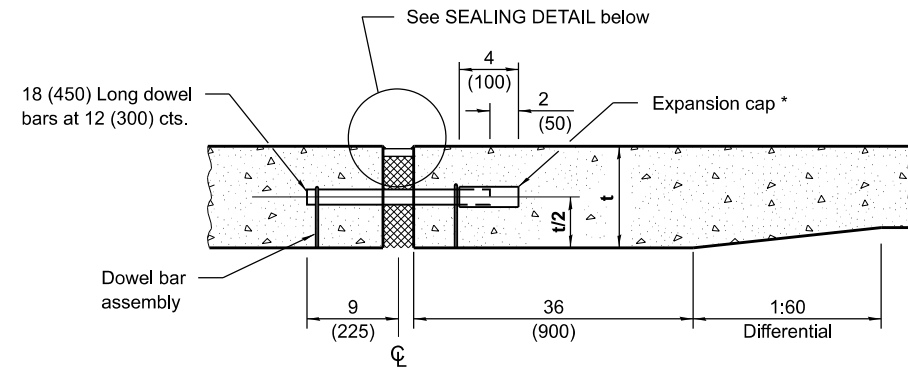
ISSUED 1-1-97

DATE	REVISIONS
1-1-22	Revised DOWEL BAR TABLE on Sheet 2.
1-1-18	Changed tie bar spacing to 36 (900) cts. Revised DOWEL BAR TABLE.

**PAVEMENT JOINTS**

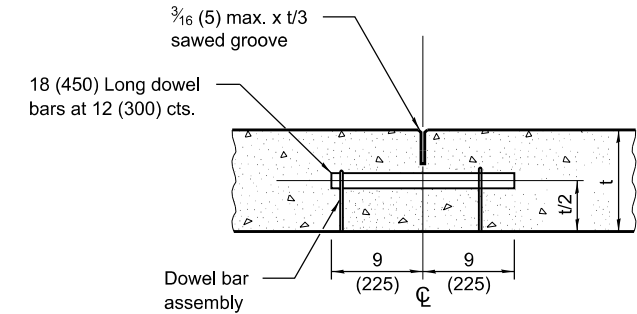
(Sheet 1 of 2)

**STANDARD 420001-10**

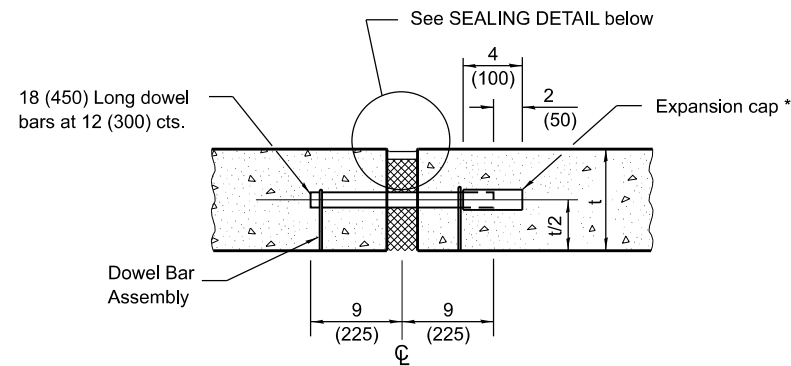


**TRANSVERSE EXPANSION JOINT**  
(FOR PAVEMENTS WITH UNEQUAL THICKNESS)

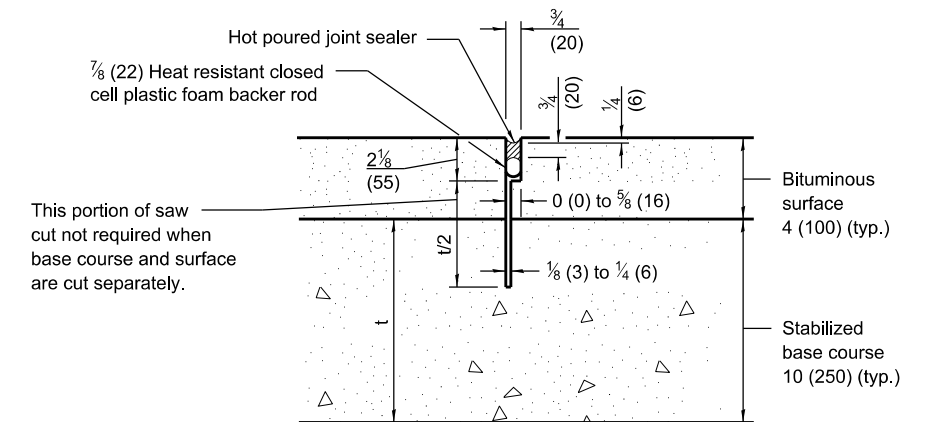
\* Expansion caps shall be installed on the exposed end of each dowel bar once the header has been removed and the joint filler material has been installed.



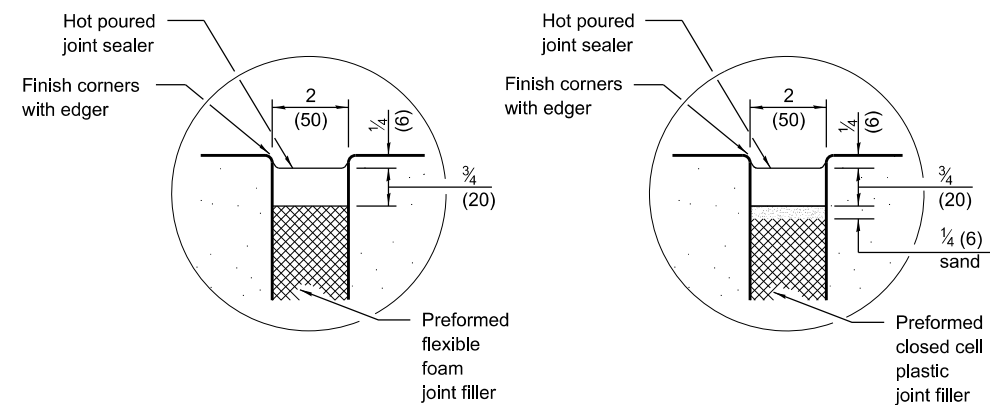
**TRANSVERSE CONTRACTION JOINT**



**TRANSVERSE EXPANSION JOINT**  
(FOR PAVEMENTS WITH EQUAL THICKNESS)

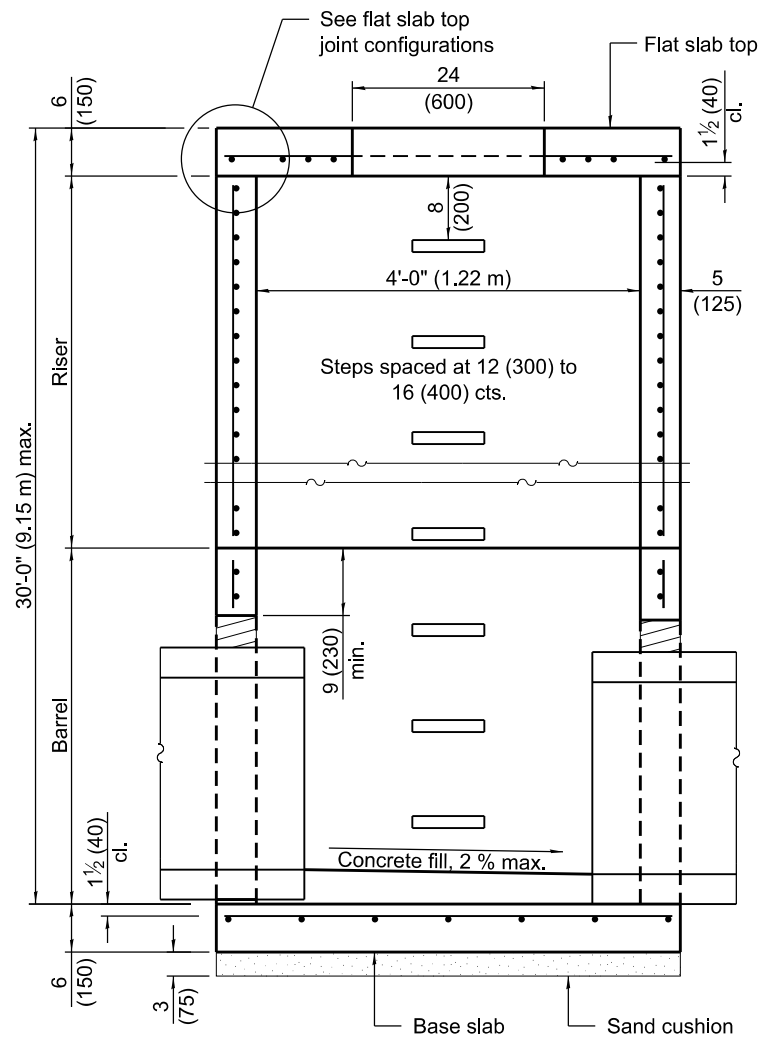


**TRANSVERSE CONTRACTION JOINT**  
(FOR CAM, CFA AND LFA BASE COURSE MIXTURES)

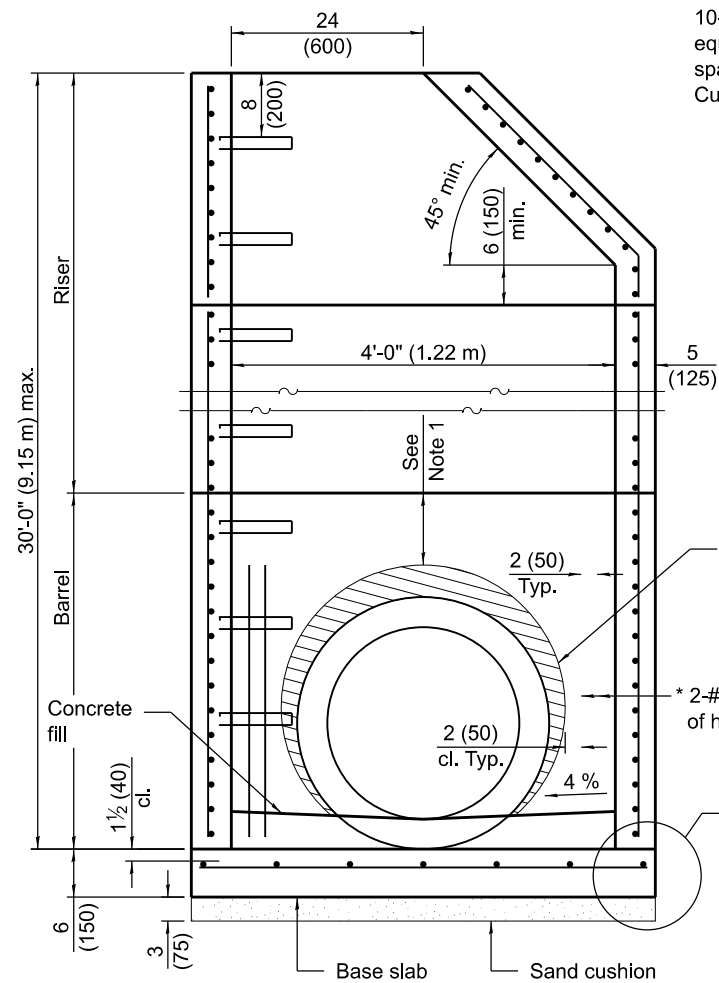


**SEALING DETAIL**

DOWEL BAR TABLE	
PAVEMENT THICKNESS	DOWEL BAR DIAMETER
10 (250) and greater	1 1/2 (38)
8.01 (201) thru 9.99 (249)	1 1/4 (32)
8 (200) and less	1 (25)



**SECTION PARALLEL TO PIPE**  
(Without conical top riser)

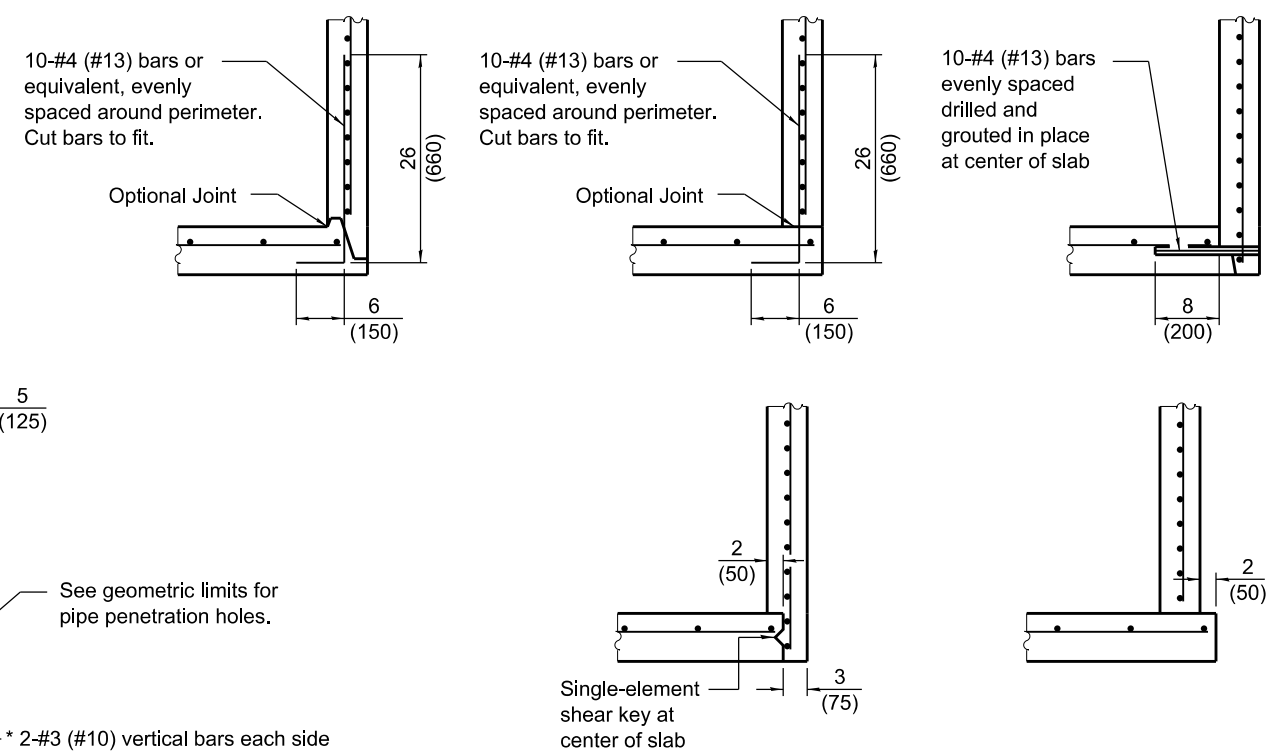


**SECTION PERPENDICULAR TO PIPE**  
(With conical top riser)

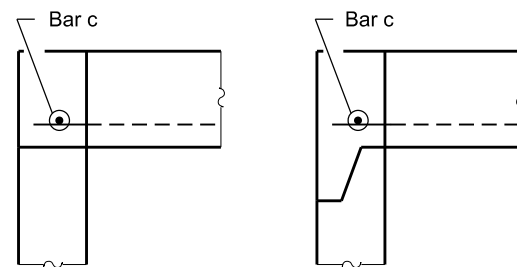
\* As an alternate, the barrel wall reinforcement may be reduced to riser wall reinforcement with #3 (#10) bars placed around the pipe penetration holes as shown. This option may be utilized when the pipe penetration holes are formed as opposed to cored.

**GEOMETRIC LIMITS FOR PIPE PENETRATION HOLES**

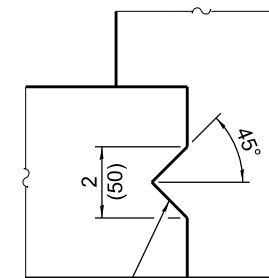
- Note 1: A minimum of 9 (230) of monolithic reinforced concrete shall be maintained above pipe penetration holes > 24 (600).
- Note 2: A minimum 12 (300) inside arc length of reinforced concrete shall be maintained between pipe penetration holes > 15 (380).
- Note 3: A maximum of 60 percent of the inside perimeter of the reinforced concrete manhole walls may be removed.
- Note 4: Horizontal joints that intersect pipe penetration holes > 15 (380) shall have one joint splice for every location around the perimeter of the joint where the inside arc length between pipe penetration holes is < 24 (600). See joint splice detail.
- Note 5: The recommended pipe penetration hole is equal to the O.D. of the pipe plus 4 (100).
- Note 6: Only pipe penetration holes ≤ 15 (380) are allowed in riser sections.



**BASE SLAB JOINT CONFIGURATIONS**



**FLAT SLAB TOP JOINT CONFIGURATIONS**  
(Shown at access hole)



Single-element shear key at center of slab

**SHEAR KEY GEOMETRY**  
(Reinforcement not shown for clarity)

**GENERAL NOTES**

- The manufacturer shall ensure that all precast manhole sections are additionally reinforced where required to resist damage from handling, shipping and installation stresses.
- Lifting holes shall be located in the sections as per the manufacturer's recommendations.
- See Standard 602701 for details of manhole steps.
- All dimensions are in inches (millimeters) unless otherwise noted.

DATE	REVISIONS
1-1-21	Revised Note 1 and lift hole general note.
3-1-19	Moved wall reinforcement from inside face to middle.

**PRECAST MANHOLE TYPE A**  
**4' (1.22 m) DIAMETER**

(Sheet 1 of 2)

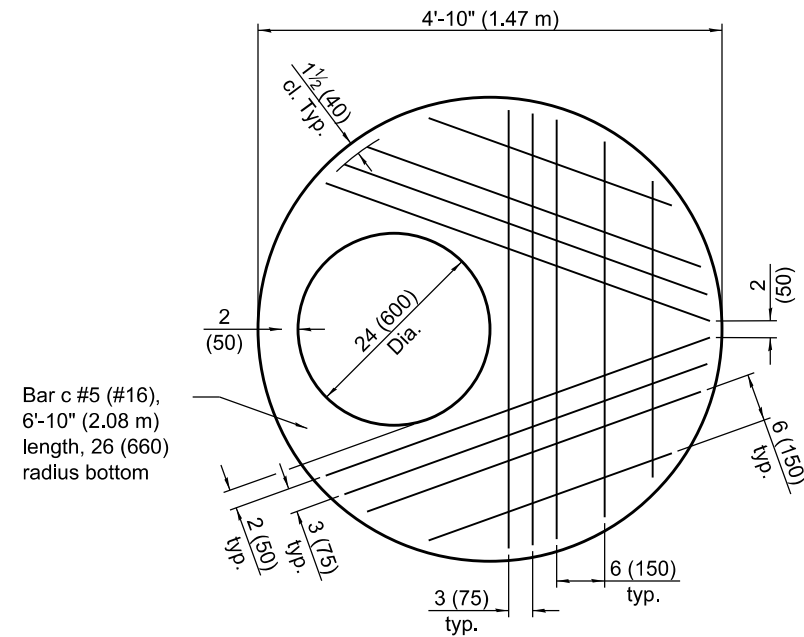
**STANDARD 602401-07**

Illinois Department of Transportation

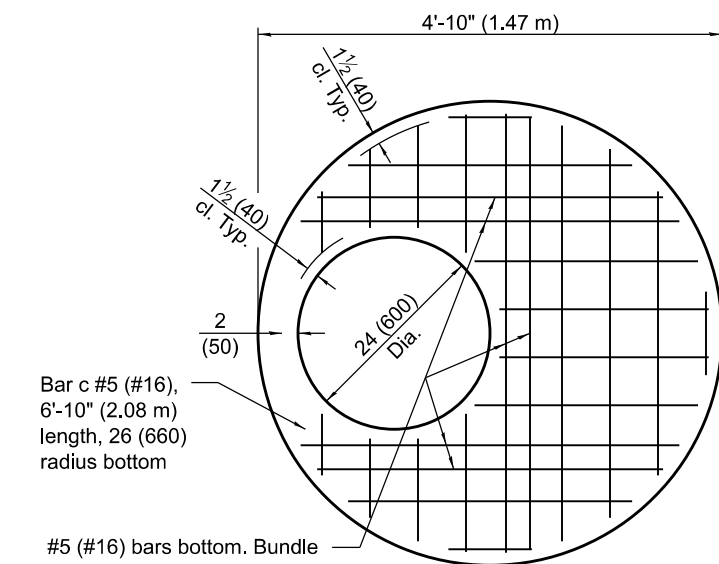
APPROVED January 1, 2021  
  
 ENGINEER OF POLICY AND PROCEDURES

APPROVED January 1, 2021  
  
 ENGINEER OF DESIGN AND ENVIRONMENT

ISSUED 1-1-97



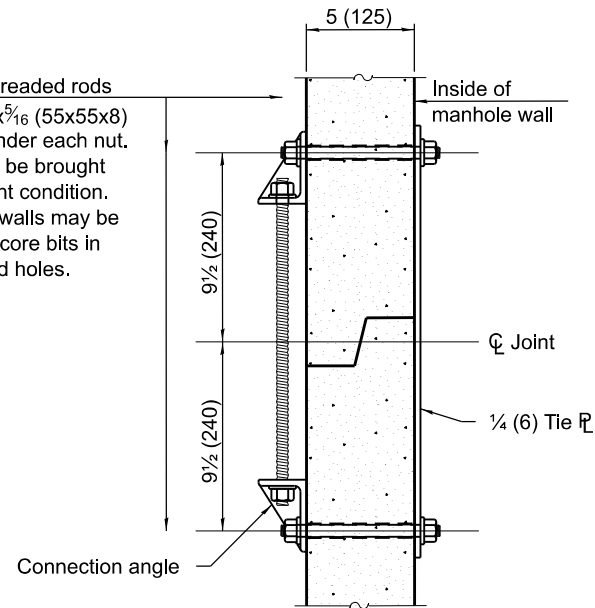
**PLAN - FLAT SLAB TOP**  
(Showing layout of reinforcement bars and c bars)



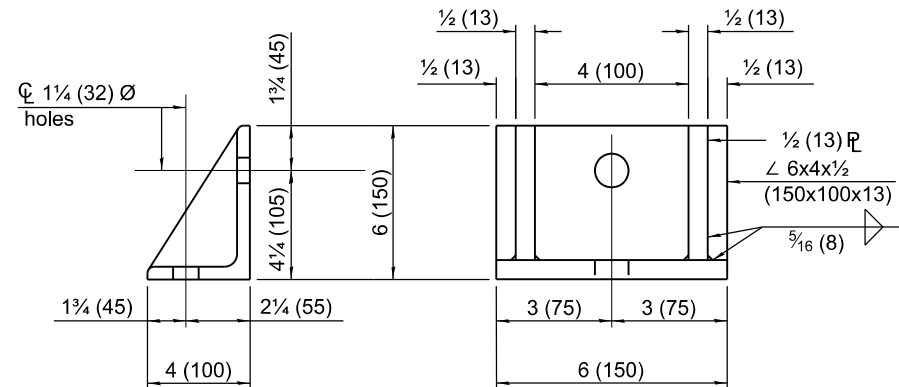
#5 (#16) bars bottom. Bundle first bar with closest WWR bar to the opening and place second bar  $\pm 3$  (75) away.

**PLAN - FLAT SLAB TOP**  
(Showing layout of welded wire reinforcement and c bars)

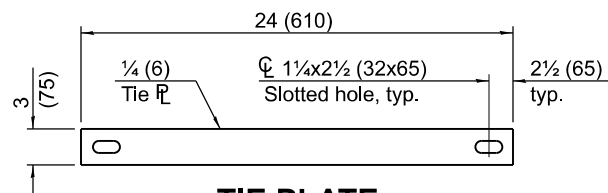
$\varnothing$  1(25)  $\varnothing$  Threaded rods with  $2\frac{1}{4} \times 2\frac{1}{4} \times \frac{5}{16}$  (55x55x8)  $\varnothing$  washers under each nut. All nuts shall be brought to a snug tight condition. Holes in the walls may be drilled using core bits in lieu of formed holes.



**JOINT SPLICE**



**CONNECTION ANGLE**



**TIE PLATE**

**FLAT SLAB TOP REINFORCEMENT**

Location	WWR (each direction)		Rebar		
	$A_s$ (min.)	Spacing (max.)	$A_s$ (min.)	Spacing (max.)	Bar Size
Bottom Mat	** 0.62 sq. in./ft. (1312 sq. mm/m)	6 (150)	See plan view for rebar orientation and spacing and this table for bar size		#5 (#16)

\*\* Only one layer of WWR permitted to avoid congestion.


**WALL REINFORCEMENT**


Location	Orientation	WWR or Rebar	
		$A_s$ (min.)	Spacing (max.)
Riser	Circumferential	0.12 sq. in./ft. (254 sq. mm/m)	6 (150)
	Vertical	0.045 sq. in./ft. (95 sq. mm/m)	8 (200)
Barrel	Circumferential	0.12 sq. in./ft. (254 sq. mm/m)	6 (150)
	Vertical	0.16 sq. in./ft. (339 sq. mm/m)	4 (100)

**BASE SLAB REINFORCEMENT**

Location	Total Height	WWR or Rebar (each direction)	
		$A_s$ (min.)	Spacing (max.)
Top Mat	$\leq 20$ ft. (6.10 m)	0.24 sq. in./ft. (508 sq. mm/m)	10 (250)
	$> 20$ ft. (6.10 m)	0.24 sq. in./ft. (508 sq. mm/m)	10 (250)

Illinois Department of Transportation

APPROVED January 1, 2021  
  
 ENGINEER OF POLICY AND PROCEDURES

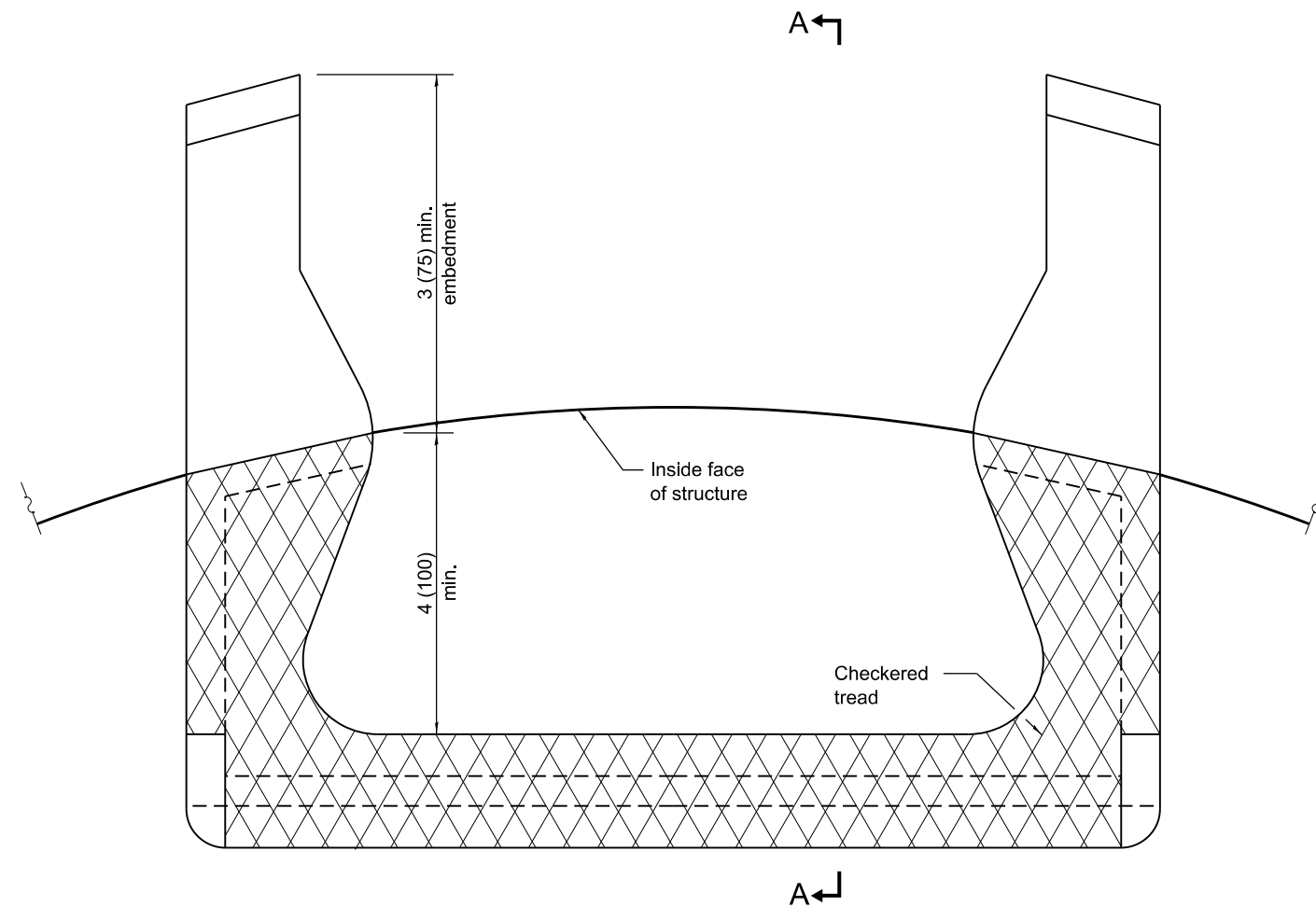
APPROVED January 1, 2021  
  
 ENGINEER OF DESIGN AND ENVIRONMENT

ISSUED 1-1-97

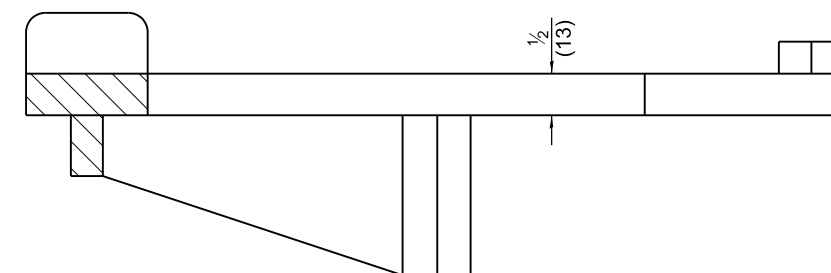
**PRECAST MANHOLE TYPE A  
4' (1.22 m) DIAMETER**

(Sheet 2 of 2)

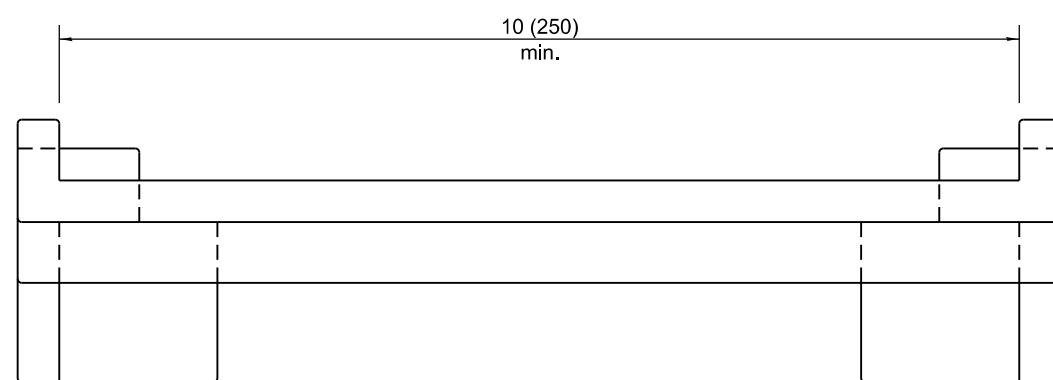
**STANDARD 602401-07**



**PLAN VIEW**




**SECTION A-A**



**ELEVATION VIEW**

All dimensions are in inches (millimeters) unless otherwise shown.

 Illinois Department of Transportation  
 APPROVED                      January 1, 2009  
*Scott S. Smith*  
 ENGINEER OF POLICY AND PROCEDURES  
 APPROVED                      January 1, 2009  
*Lee E. Han*  
 ENGINEER OF DESIGN AND ENVIRONMENT

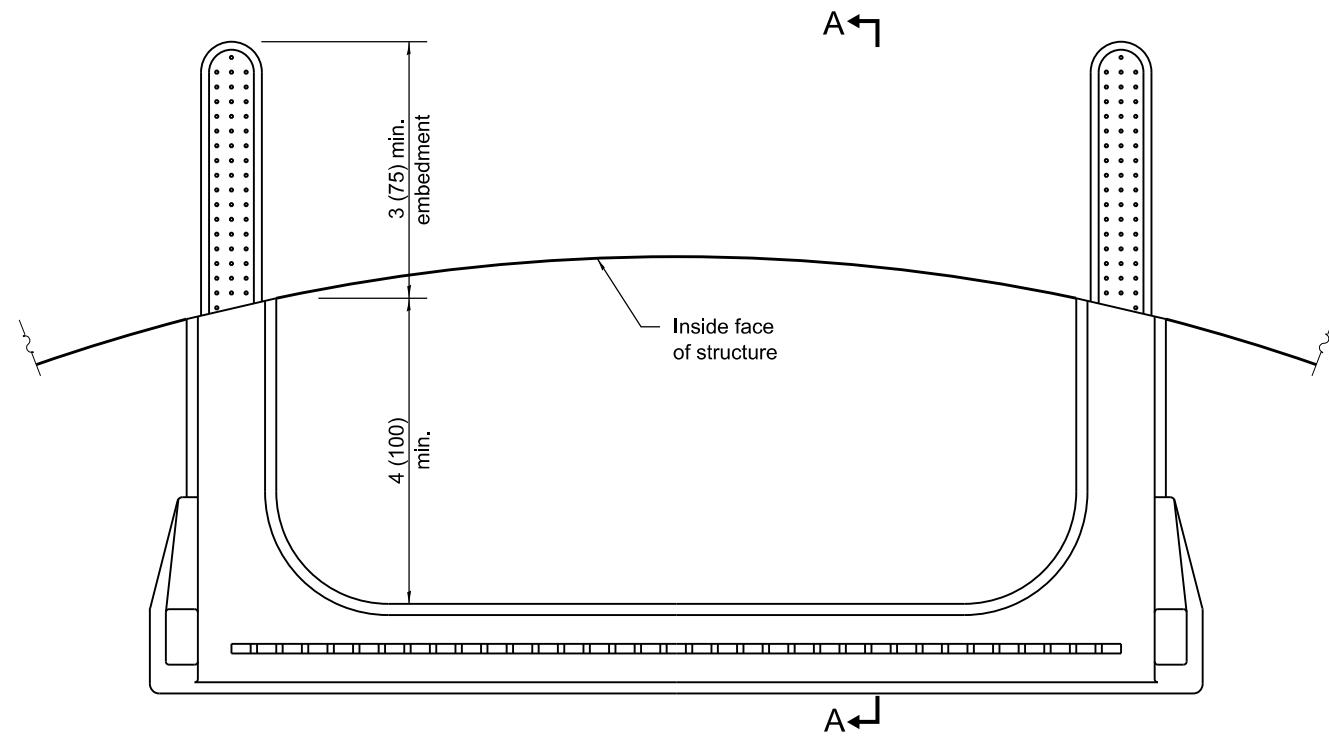
ISSUED 1-1-97

DATE	REVISIONS
1-1-09	Switched units to English (metric).
4-1-06	Revised title, drawings, and added plastic steps on sheet 2.

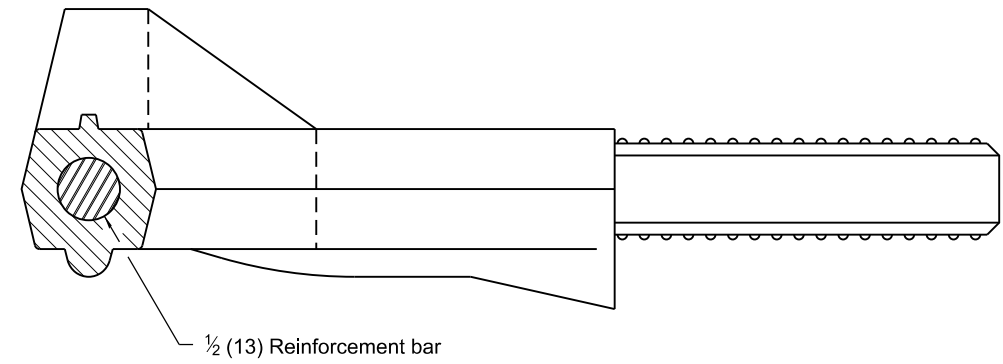
**MANHOLE STEPS**

(Sheet 1 of 2)

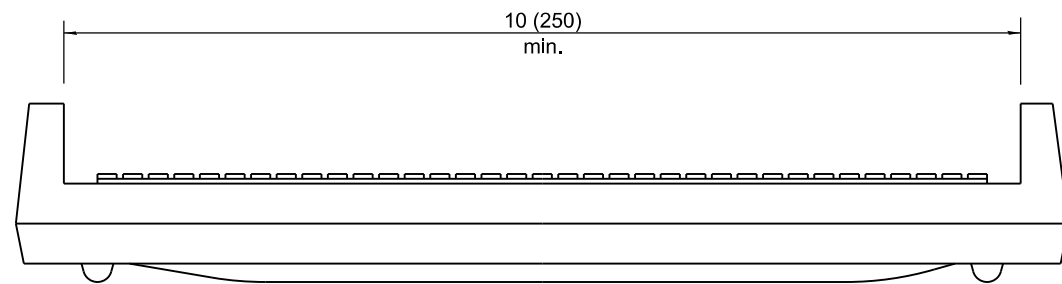
**STANDARD 602701-02**



**PLAN VIEW**



**SECTION A-A**

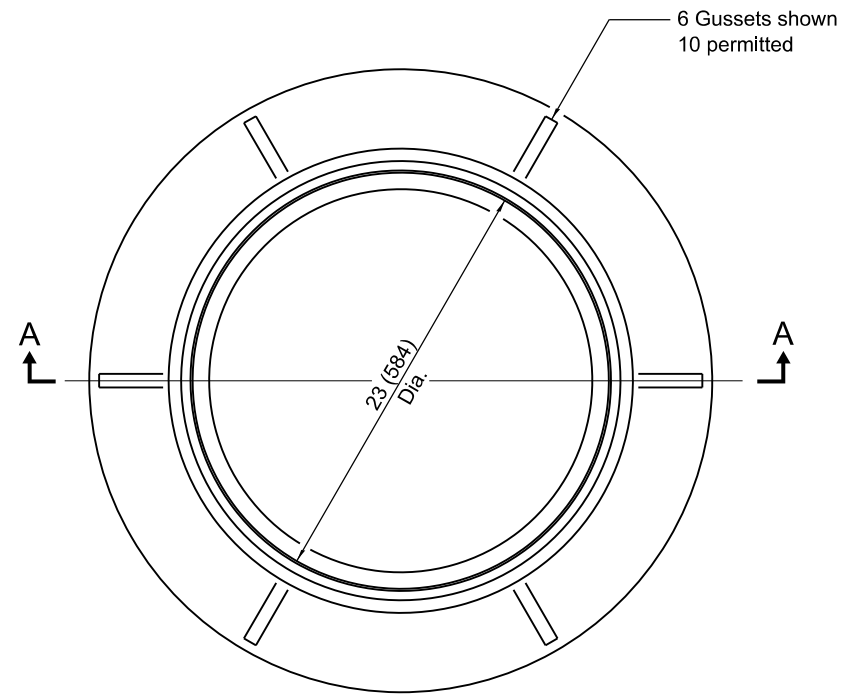


**ELEVATION VIEW**

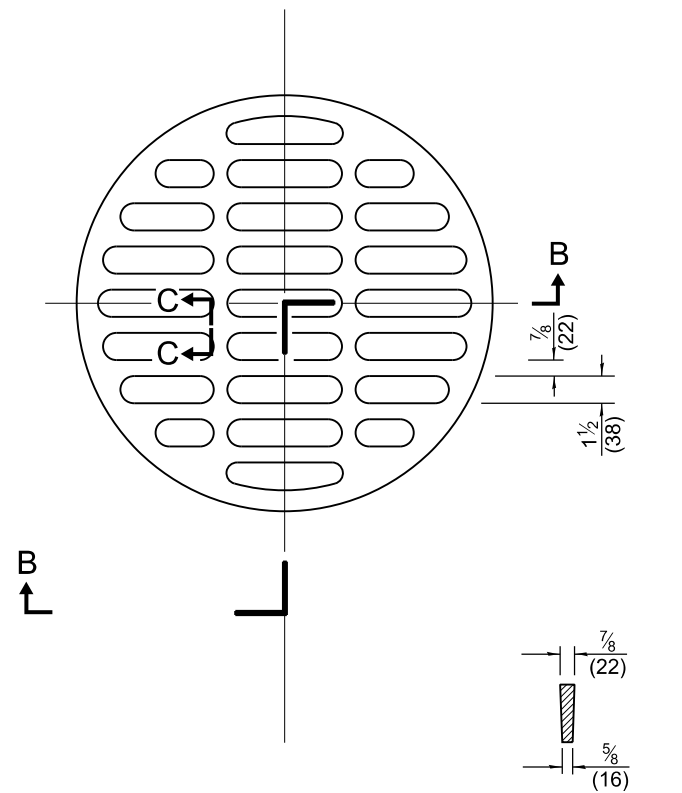
Illinois Department of Transportation  
APPROVED January 1, 2009  
*Scott Smith*  
ENGINEER OF POLICY AND PROCEDURES  
APPROVED January 1, 2009  
*Lee E. Han*  
ENGINEER OF DESIGN AND ENVIRONMENT

ISSUED 1-1-97

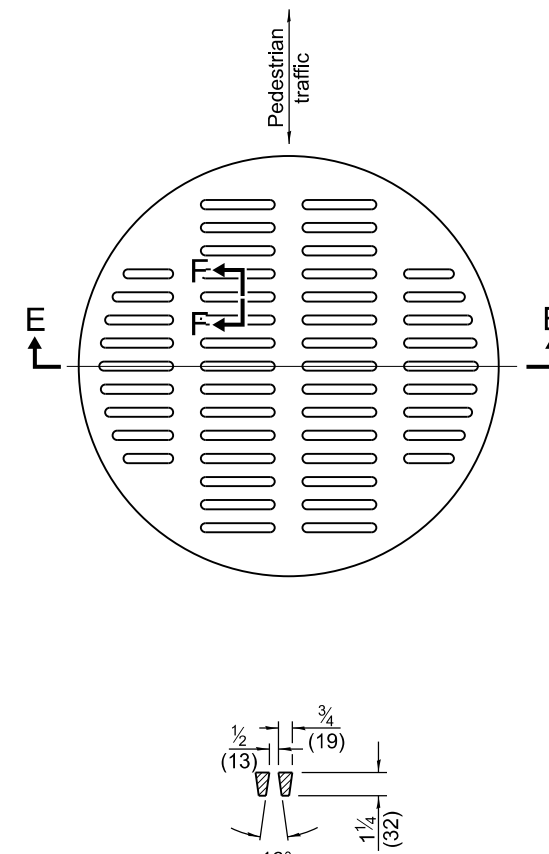
**MANHOLE STEPS**  
(Sheet 2 of 2)  
**STANDARD 602701-02**



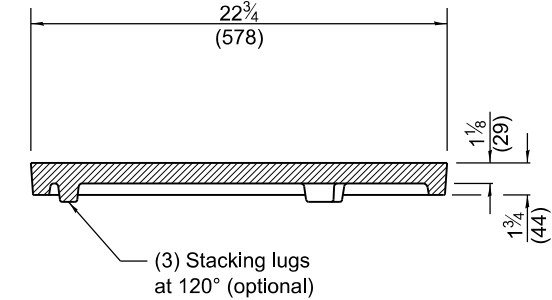
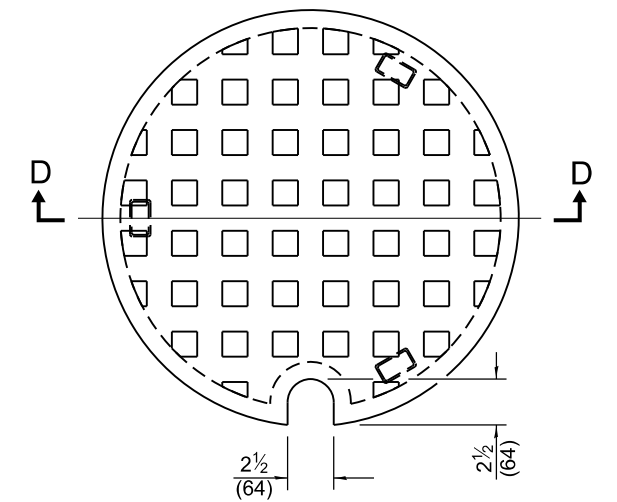
**CAST FRAME**



**SECTION C-C**

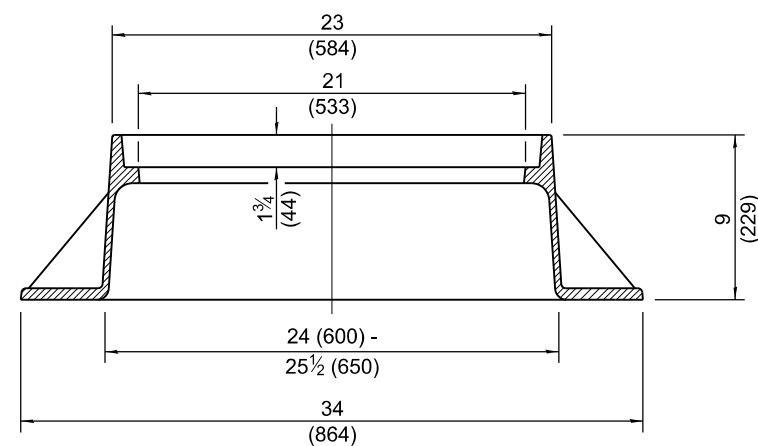


**SECTION F-F**

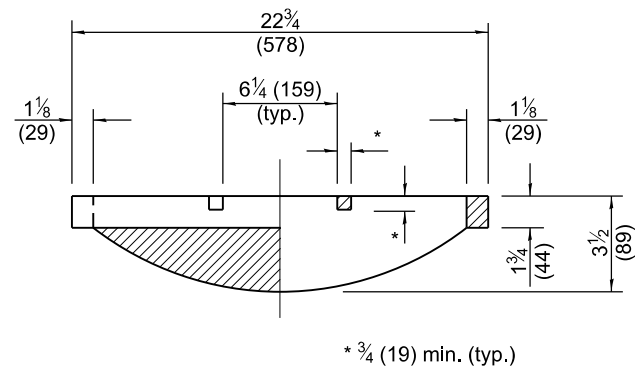


**SECTION D-D**

**CAST CLOSED LID**  
Gray Iron Lid

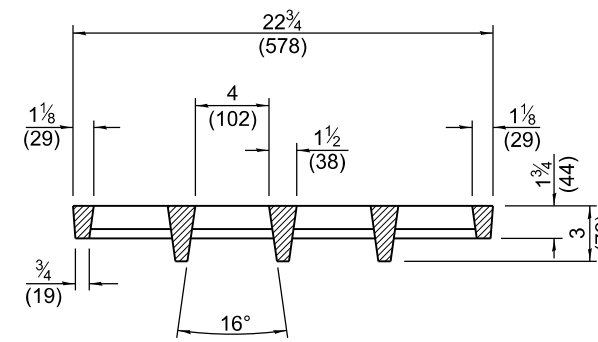


**SECTION A-A**  
Gray Iron



**SECTION B-B**

**CAST OPEN LID**



**SECTION E-E**

**ADA COMPLIANT  
CAST OPEN LID**

All dimensions are in inches (millimeters) unless otherwise shown.

Illinois Department of Transportation

APPROVED January 1, 2020  
*Michael Bond*  
ENGINEER OF POLICY AND PROCEDURES

APPROVED January 1, 2020  
*J. E. Egan*  
ENGINEER OF DESIGN AND ENVIRONMENT

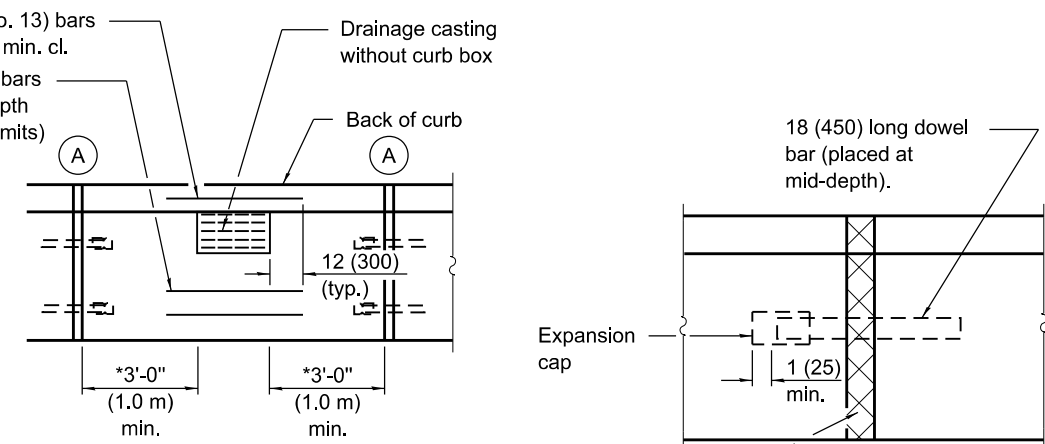
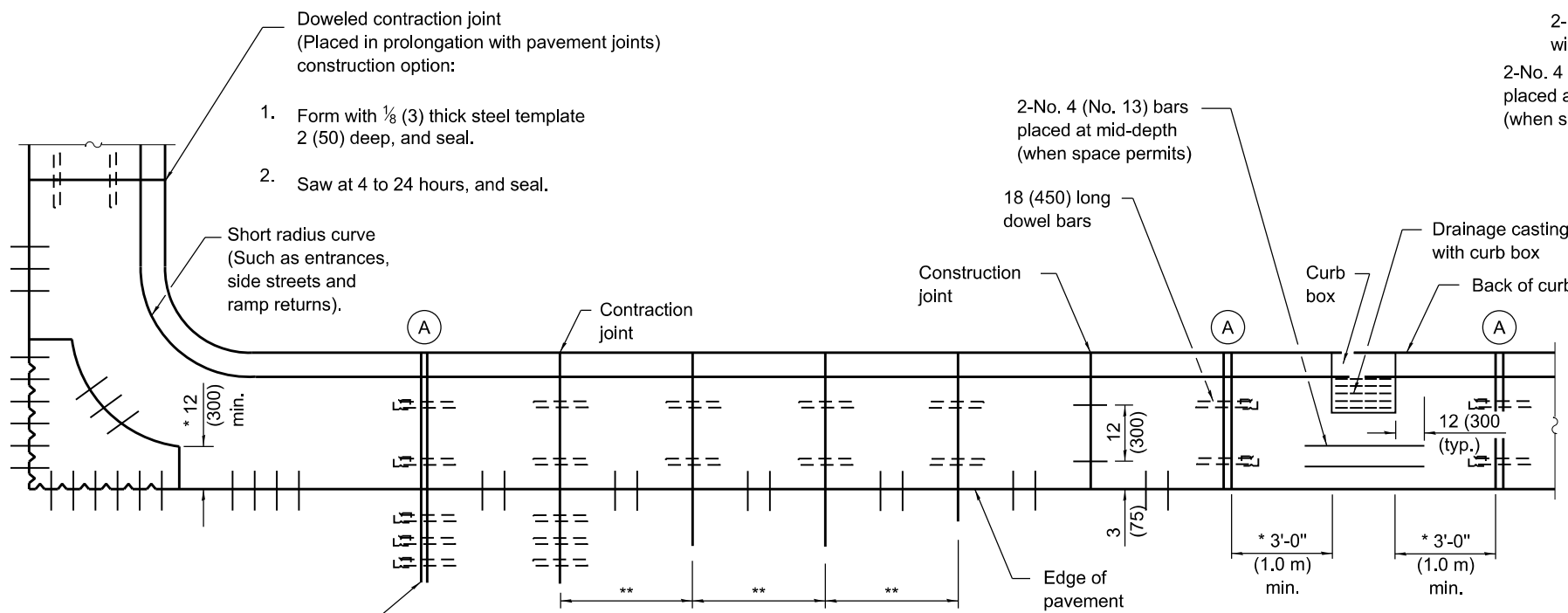
ISSUED 1-1-97

DATE	REVISIONS
1-1-20	Revised dimension in Section B-B of cast open lid.
1-1-15	Revised dimensioning of frame.
	Added ADA compliant open lid.

**FRAME AND LIDS  
TYPE 1**

**STANDARD 604001-05**



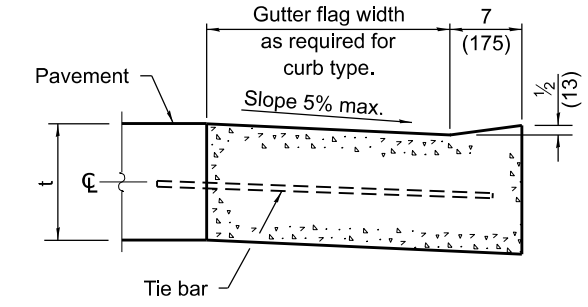


**PLAN**  
**ADJACENT TO PCC PAVEMENT OR PCC BASE COURSE**

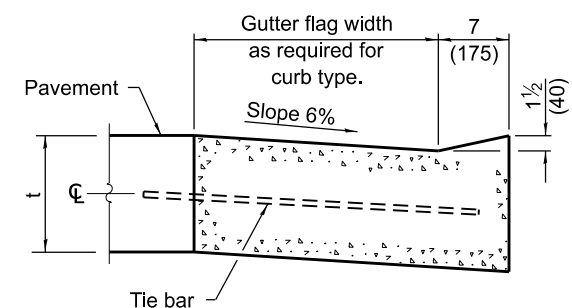
\* This dimension shall be adjusted to align with joint on the adjacent pavement

Full depth & width 1 (25) - thick (min.) preformed expansion joint filler.

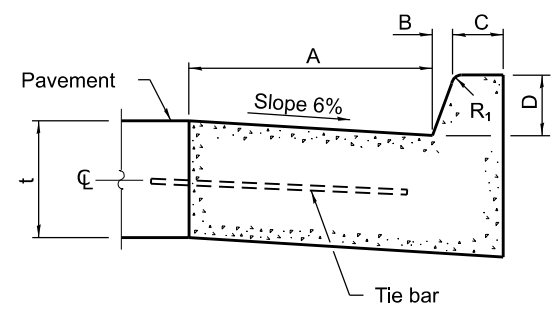
**DETAIL A**  
**EXPANSION JOINT**



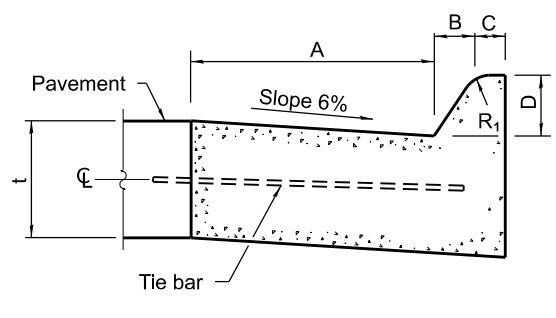
**DEPRESSED CURB ADJACENT TO CURB RAMP ACCESSIBLE TO THE DISABLED**



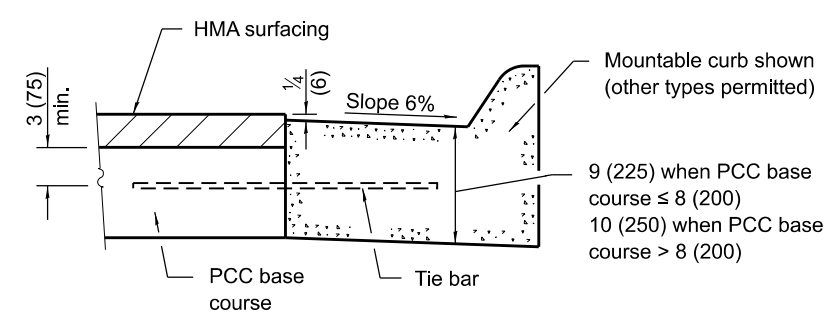
**DEPRESSED CURB (TYPICAL)**



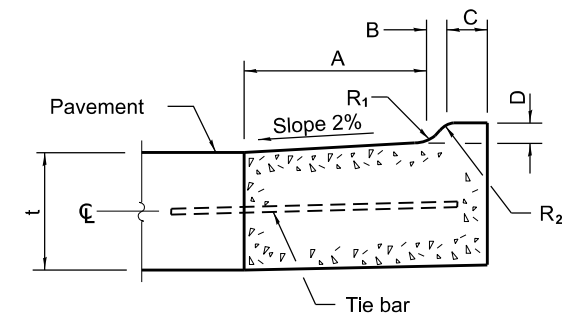
**BARRIER CURB**



**MOUNTABLE CURB**



**ADJACENT TO PCC BASE COURSE WITH HMA SURFACING**



**M-2.06 (M-5.15) and M-2.12 (M-5.30)**

TABLE OF DIMENSIONS BARRIER CURB

TYPE	A	B	C	D	R <sub>1</sub>
B-6.06 *	6	1	6	6	1
(B-15.15)	(150)	(25)	(150)	(150)	(25)
B-6.12	12	1	6	6	1
(B-15.3)	(300)	(25)	(150)	(150)	(25)
B-6.18	18	1	6	6	1
(B-15.45)	(450)	(25)	(150)	(150)	(25)
B-6.24	24	1	6	6	1
(B-15.60)	(600)	(25)	(150)	(150)	(25)
B-9.12	12	2	5	9	1
(B-22.30)	(300)	(50)	(125)	(225)	(25)
B-9.18	18	2	5	9	1
(B-22.45)	(450)	(50)	(125)	(225)	(25)
B-9.24	24	2	5	9	1
(B-22.60)	(600)	(50)	(125)	(225)	(25)

TABLE OF DIMENSIONS MOUNTABLE CURB

TYPE	A	B	C	D	R <sub>1</sub>	R <sub>2</sub>
M-2.06	6	2	4	2	3	2
(M-5.15)	(150)	(50)	(100)	(50)	(75)	(50)
M-2.12	12	2	4	2	3	2
(M-5.30)	(300)	(50)	(100)	(50)	(75)	(50)
M-4.06	6	4	3	4	3	NA
(M-10.15)	(150)	(100)	(75)	(100)	(75)	NA
M-4.12	12	4	3	4	3	NA
(M-10.30)	(300)	(100)	(75)	(100)	(75)	NA
M-4.18	18	4	3	4	3	NA
(M-10.45)	(450)	(100)	(75)	(100)	(75)	NA
M-4.24	24	4	3	4	3	NA
(M-10.60)	(600)	(100)	(75)	(100)	(75)	NA
M-6.06	6	6	2	6	2	NA
(M-15.15)	(150)	(150)	(50)	(150)	(50)	NA
M-6.12	12	6	2	6	2	NA
(M-15.30)	(300)	(150)	(50)	(150)	(50)	NA
M-6.18	18	6	2	6	2	NA
(M-15.45)	(450)	(150)	(50)	(150)	(50)	NA
M-6.24	24	6	2	6	2	NA
(M-15.60)	(600)	(150)	(50)	(150)	(50)	NA

\* For corner islands only.

**GENERAL NOTES**

The bottom slope of combination curb and gutter constructed adjacent to pcc pavement shall be the same slope as the subbase or 6% when subbase is omitted.

t = Thickness of pavement.

Longitudinal joint tie bars shall be No. 6 (No. 19) at 36 (900) centers in accordance with details for longitudinal construction joint shown on Standard 420001.

A minimum clearance of 2 (50) between the end of the tie bar and the back of the curb shall be maintained.

The dowel bars shown in contraction joints will only be required for monolithic construction.

See Standard 606301 for details of corner islands.

All dimensions are in inches (millimeters) unless otherwise shown.

DATE	REVISIONS
1-1-22	Revised contract joint spacing adjacent to pcc pavement.
1-1-18	Revised General Note for tie bar spacing to 36 (900) cts.

**CONCRETE CURB TYPE B AND COMBINATION CONCRETE CURB AND GUTTER**  
(Sheet 1 of 2)

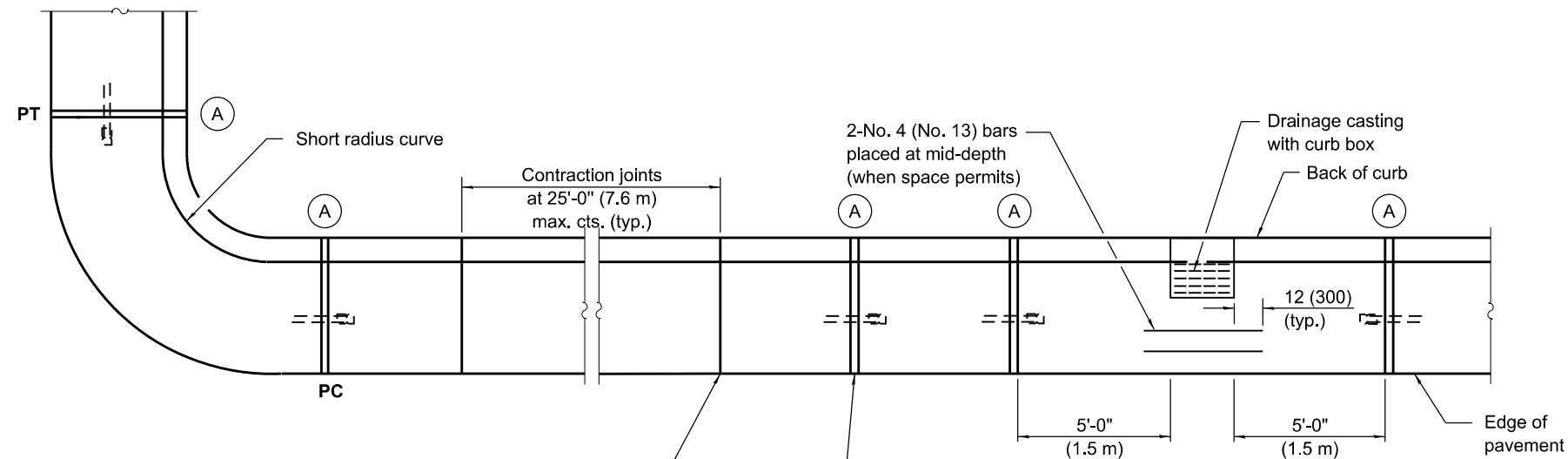
**STANDARD 606001-08**

Illinois Department of Transportation

APPROVED January 1, 2022  
*Michael Brand*  
ENGINEER OF POLICY AND PROCEDURES

APPROVED January 1, 2022  
*John C. ...*  
ENGINEER OF DESIGN AND ENVIRONMENT

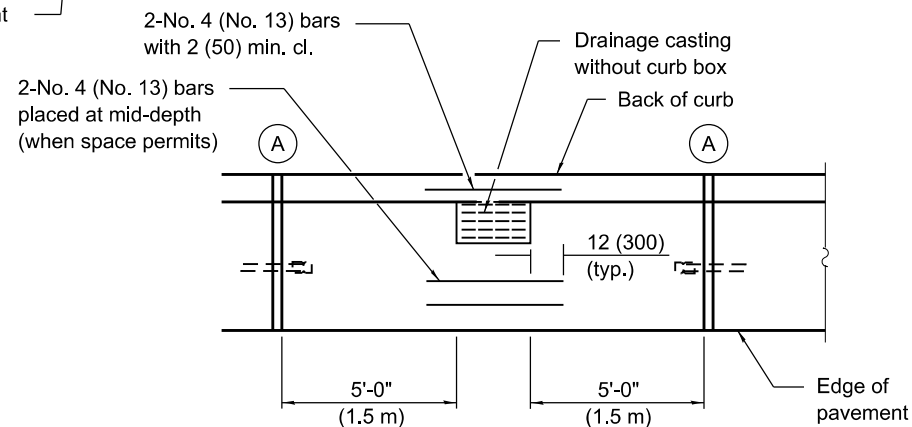
ISSUED 1-1-97



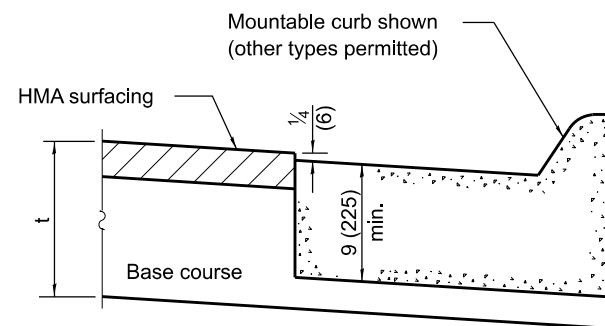
Undoweled contraction joint (typ.) construction options:

1. Form with  $\frac{1}{8}$  (3) thick steel template 2 (50) deep, and seal.
2. Saw 2 (50) deep at 4 to 24 hours, and seal.
3. Insert  $\frac{3}{4}$  (20) thick preformed joint filler full depth and width.

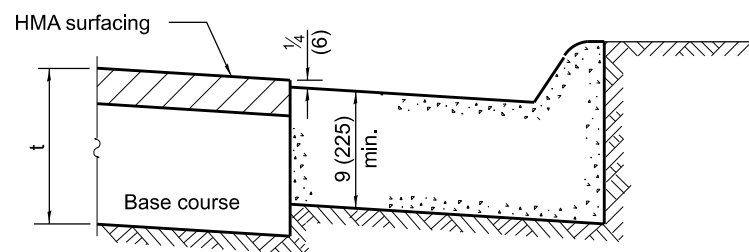
Construction joint



**PLAN**

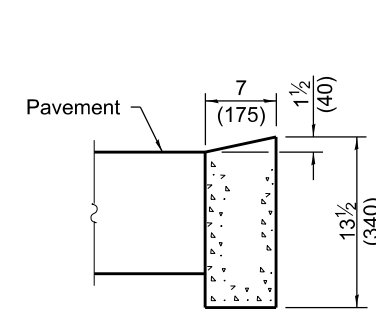


**ON DISTURBED SUBGRADE**

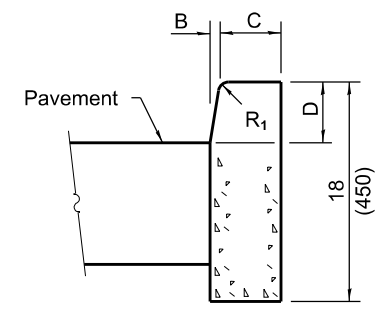


**ON UNDISTURBED SUBGRADE**

**ADJACENT TO FLEXIBLE PAVEMENT**

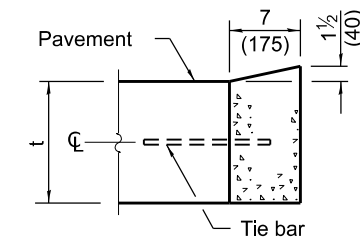


**DEPRESSED CURB**

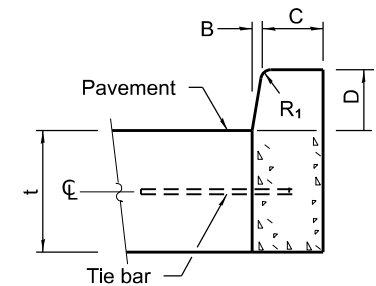


**BARRIER CURB**

**ADJACENT TO FLEXIBLE PAVEMENT**



**DEPRESSED CURB**



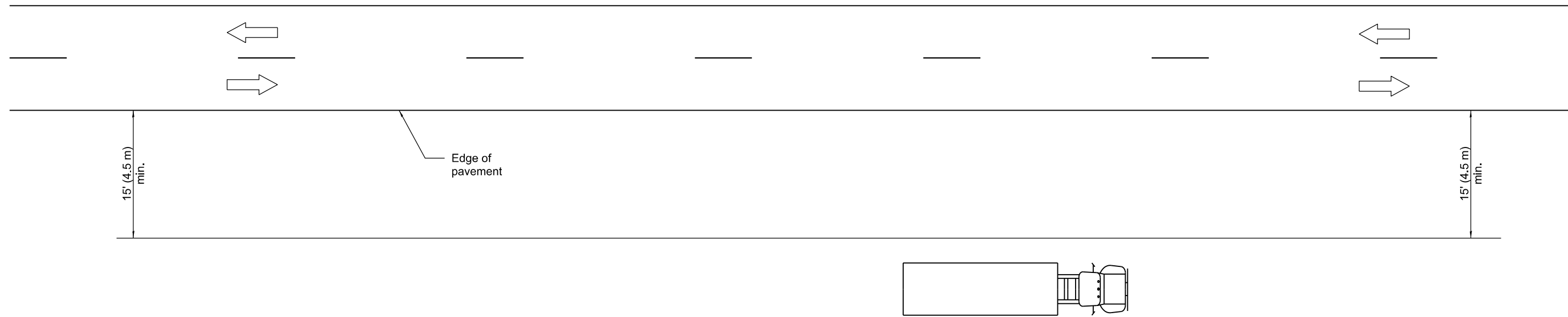
**BARRIER CURB**

**ADJACENT TO PCC PAVEMENT OR PCC BASE COURSE**

**CONCRETE CURB TYPE B**

**CONCRETE CURB TYPE B  
AND COMBINATION  
CONCRETE CURB AND GUTTER**  
(Sheet 2 of 2)

**STANDARD 606001-08**



**TYPICAL APPLICATIONS**



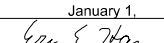
- Landscaping work
- Utility work
- Fencing contracts and maintenance
- Cleaning culverts

**GENERAL NOTES**

This Standard is used where at all times all vehicles, equipment, workers or their activities are more than 15' (4.5 m) from the edge of pavement.

When the work operation requires that two or more work vehicles cross the 15' (4.5 m) clear zone in any one hour, traffic control shall be according to Standard 701006.

All dimensions are in inches (millimeters) unless otherwise shown.

 Illinois Department of Transportation  
 APPROVED                      January 1, 2009  
  
 ENGINEER OF OPERATIONS  
 APPROVED                      January 1, 2009  
  
 ENGINEER OF DESIGN AND ENVIRONMENT

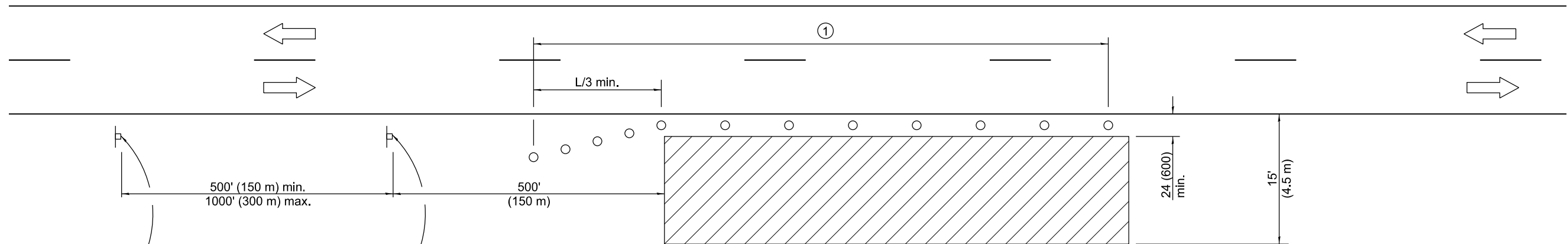
ISSUED 1-1-97

DATE	REVISIONS
1-1-09	Switched units to English (metric).
1-1-05	Revised title and notes.

**OFF-RD OPERATIONS,  
 2L, 2W, MORE THAN  
 15' (4.5 m) AWAY**

---

**STANDARD 701001-02**



For contract construction projects

ROAD CONSTRUCTION AHEAD

W20-1103(0)-48

W21-1(0)-48

For maintenance and utility projects

ROAD WORK AHEAD




W20-1(0)-48

**TYPICAL APPLICATIONS**

- Utility operations
- Culvert extensions
- Side slope changes
- Guardrail installation and maintenance
- Delineator installation
- Landscaping operations
- Shoulder repair
- Sign installation and maintenance

① When the work operation exceeds one hour, cones, drums or barricades shall be placed at 25' (8 m) centers for L/3 distance, and at 50' (15 m) centers through the remainder of the work area.

**SYMBOLS**

-  Work area
-  Sign
-  Cone, drum or barricade

**GENERAL NOTES**

This Standard is used where any vehicles, equipment, workers or their activities will encroach in the area 15' (4.5 m) to 24' (600) from the edge of pavement.

Calculate L as follows:

SPEED LIMIT	FORMULAS	
	English	(Metric)
40 mph (70 km/h) or less:	$L = \frac{WS^2}{60}$	$L = \frac{WS^2}{150}$
45 mph (80 km/h) or greater:	$L=(W)(S)$	$L=0.65(W)(S)$

W = Width of offset in feet (meters).

S = Normal posted speed mph (km/h).


All dimensions are in inches (millimeters) unless otherwise shown.


DATE	REVISIONS
1-1-14	Revised workers sign number to agree with current MUTCD.
1-1-13	Omitted text 'WORKERS' sign.

**OFF-RD OPERATIONS, 2L, 2W, 15' (4.5 m) TO 24" (600 mm) FROM PAVEMENT EDGE**

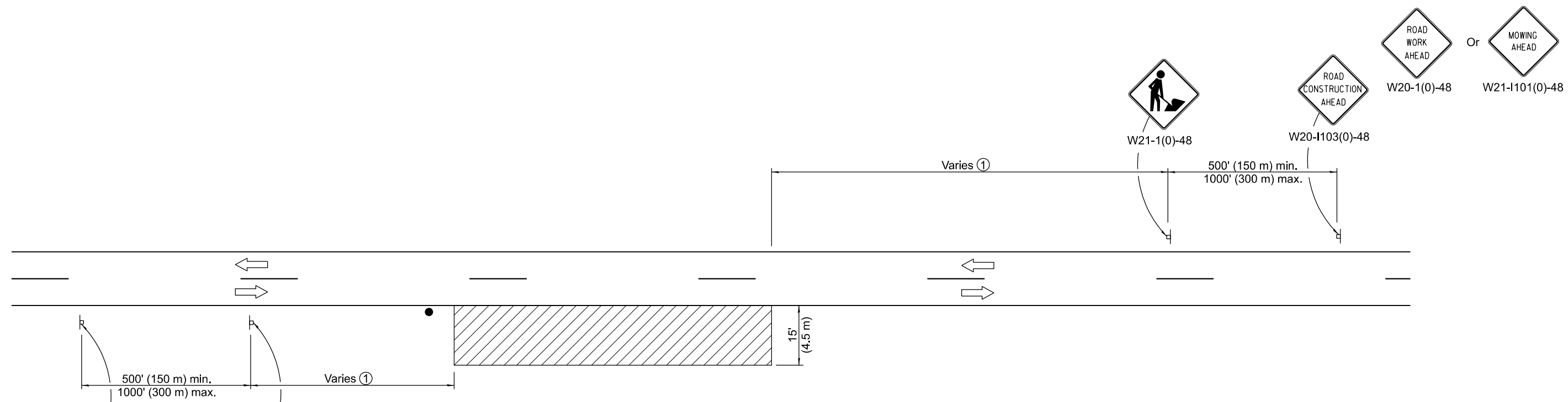
**STANDARD 701006-05**

Illinois Department of Transportation

APPROVED January 1, 2014  
  
 ENGINEER OF SAFETY ENGINEERING

APPROVED January 1, 2014  
  
 ENGINEER OF DESIGN AND ENVIRONMENT

ISSUED 1-1-97



**TYPICAL APPLICATIONS**

Shoulder work  
Utility operations

For contract construction projects



W20-1103(0)-48



W21-1(0)-48

For maintenance and utility projects

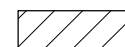


W20-1(0)-48



W21-1101(0)-48

**SYMBOLS**



Work area



Sign



Flagger with traffic control sign when required

① Minimum distance is 200' (60 m). Maximum distance to be determined by the Engineer but should not exceed 1/2 the length required for one normal working day's operation, or 4 miles (6.4 km) whichever is less.

**GENERAL NOTES**

This Standard is used where at any time, any vehicle, equipment, workers or their activities require an intermittent or continuous moving operation on the shoulder, where the average speed is 1 mph (2 km/h) or less.

When the work operation does not exceed 60 minutes, traffic control may be according to Standard 701301.

All dimensions are in inches (millimeters) unless otherwise shown.

DATE	REVISIONS
1-1-14	Revised workers sign number to agree with current MUTCD.
1-1-13	Omitted text 'WORKERS' sign.

**OFF-RD MOVING OPERATIONS  
2L, 2W, DAY ONLY**

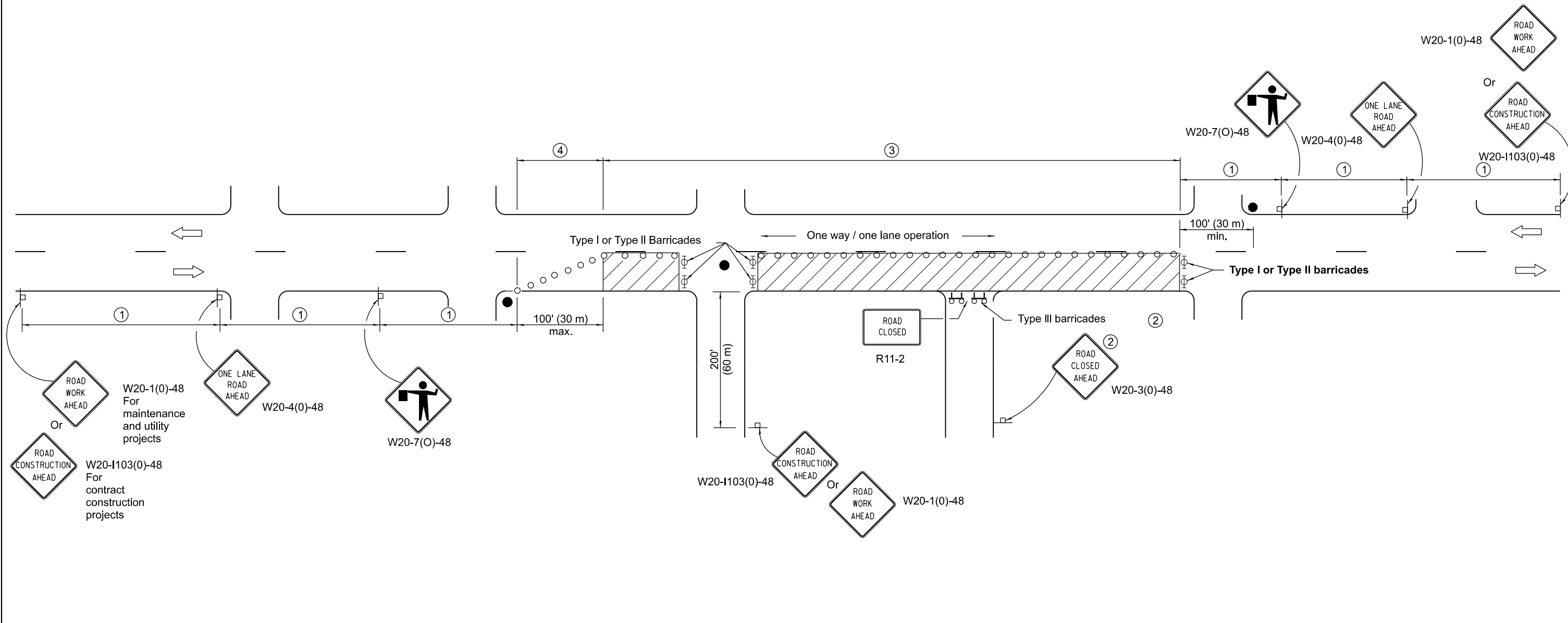
**STANDARD 701011-04**

Illinois Department of Transportation

APPROVED January 1, 2014  
*[Signature]*  
ENGINEER OF SAFETY ENGINEERING

APPROVED January 1, 2014  
*[Signature]*  
ENGINEER OF DESIGN AND ENVIRONMENT

ISSUED 1-1-97



SIGN SPACING	
Posted Speed	Sign Spacing
55	500' (150 m)
50-45	350' (100 m)
<45	200' (60 m)

**SYMBOLS**

- Work area
- Cone, drum or barricade (not required for moving operations)
- Sign on portable or permanent support
- Flagger with traffic control sign
- Barricade or drum with flashing light
- Type III barricade with flashing lights

- ① Refer to SIGN SPACING TABLE for distances.
- ② For approved sideroad closures.
- ③ Cones at 25' (8 m) centers for 250' (75 m). Additional cones may be placed at 50' (15 m) centers. When drums or Type I or Type II barricades are used, the interval between devices may be doubled.
- ④ Cones, drums or barricades at 20' (6 m) centers.

**GENERAL NOTES**

This Standard is used where at any time, day or night, any vehicle, equipment, workers or their activities encroach on the pavement requiring the closure of one traffic lane in an urban area.

All dimensions are in inches (millimeters) unless otherwise shown.

Illinois Department of Transportation

APPROVED January 1, 2011  
  
 ENGINEER OF SAFETY ENGINEERING

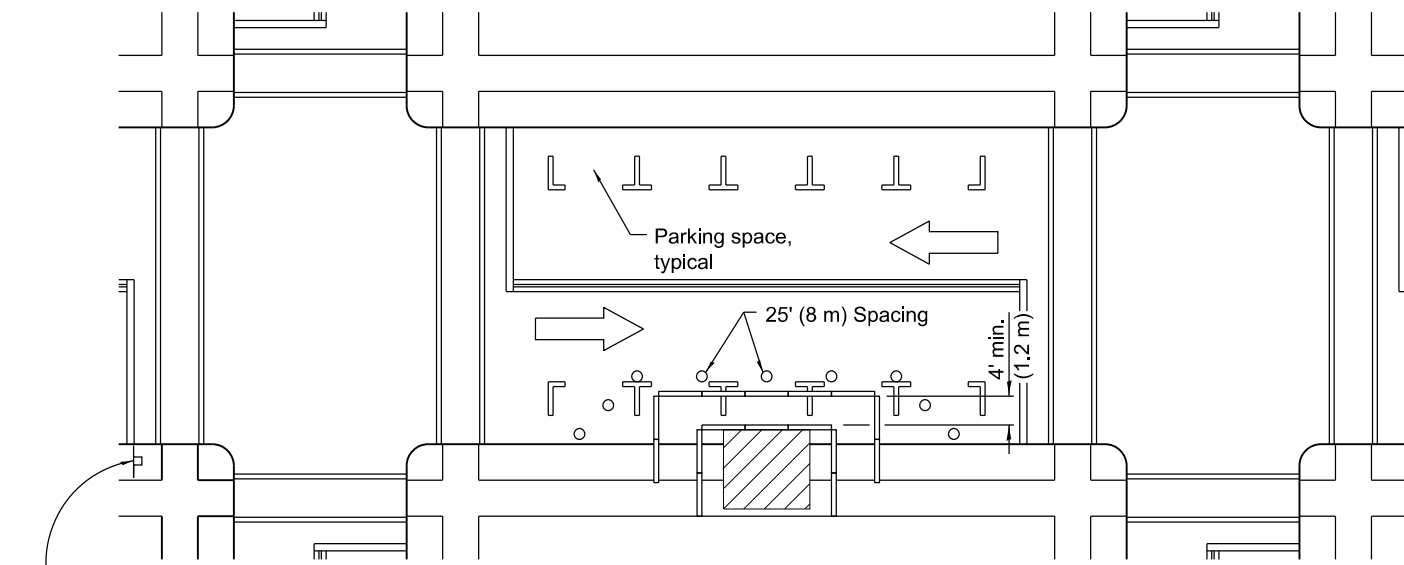
APPROVED January 1, 2011  
  
 ENGINEER OF DESIGN AND ENVIRONMENT

ISSUED 1-1-97

DATE	REVISIONS
1-1-11	Revised flagger sign.
1-1-09	Switched units to English (metric).
	Corrected sign No.'s.

**URBAN LANE CLOSURE,  
2L, 2W, UNDIVIDED**

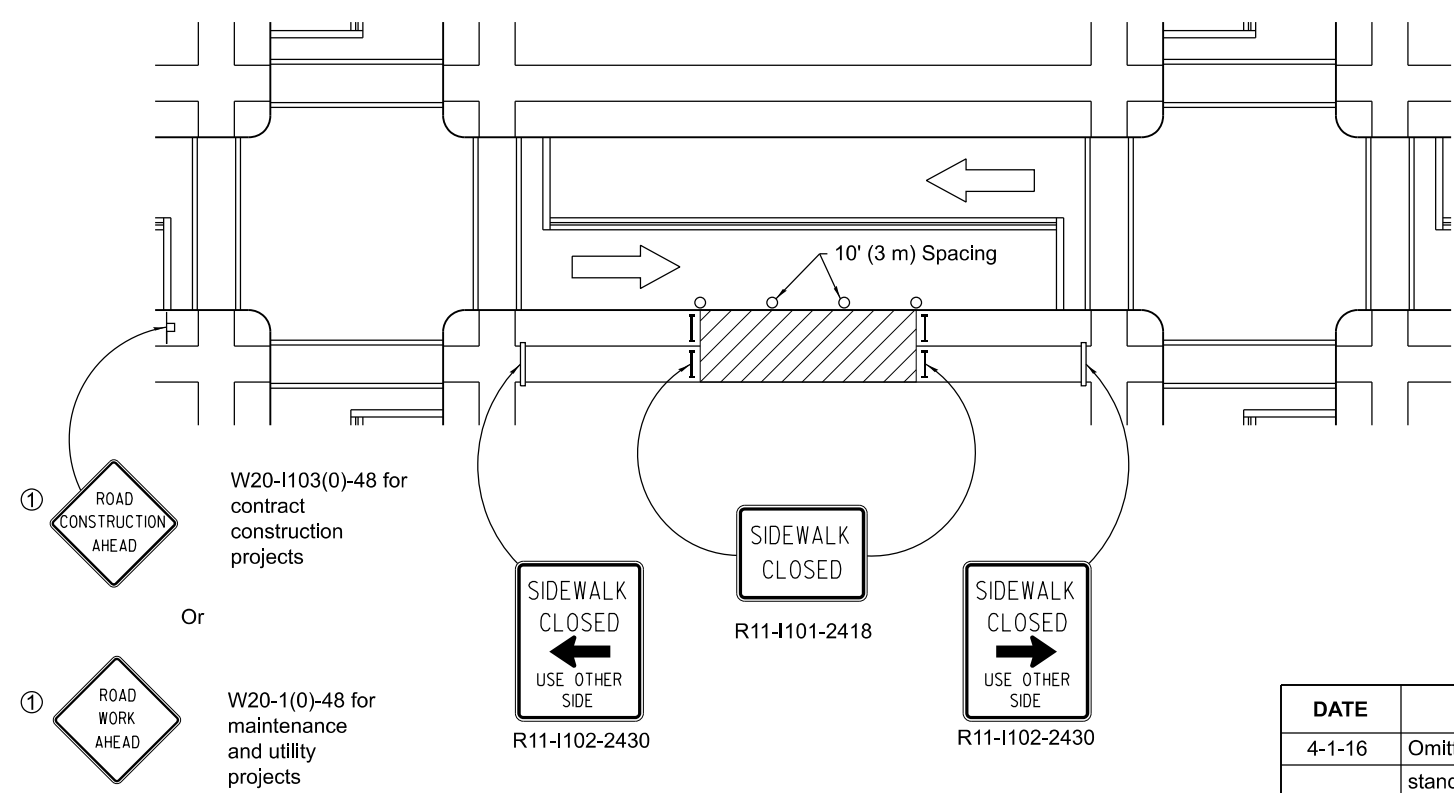
**STANDARD 701501-06**



① ROAD CONSTRUCTION AHEAD  
W20-I103(0)-48 for contract construction projects

Or  
① ROAD WORK AHEAD  
W20-1(0)-48 for maintenance and utility projects

**SIDEWALK DIVERSION**



① ROAD CONSTRUCTION AHEAD  
W20-I103(0)-48 for contract construction projects

Or  
① ROAD WORK AHEAD  
W20-1(0)-48 for maintenance and utility projects

R11-I102-2430  
SIDEWALK CLOSED  
USE OTHER SIDE

R11-I101-2418  
SIDEWALK CLOSED

R11-I102-2430  
SIDEWALK CLOSED  
USE OTHER SIDE

**SIDEWALK CLOSURE**

① Omit whenever duplicated by road work traffic control.

**GENERAL NOTES**

This Standard is used where, at any time, pedestrian traffic must be rerouted due to work being performed.

This Standard must be used in conjunction with other Traffic Control & Protection Standards when roadway traffic is affected.

Temporary facilities shall be detectable and accessible.

The temporary pedestrian facilities shall be provided on the same side of the closed facilities whenever possible.

The SIDEWALK CLOSED / USE OTHER SIDE sign shall be placed at the nearest crosswalk or intersection to each end of the closure. Where the closure occurs at a corner, the signs shall be erected on the corners across the street from the closure. The SIDEWALK CLOSED signs shall be used at the ends of the actual closures.

Type III barricades and R11-2-4830 signs shall be positioned as shown in "ROAD CLOSED TO ALL TRAFFIC" detail on Standard 701901.

All dimensions are in inches (millimeters) unless otherwise shown.

**SYMBOLS**

- Work area
- Sign on portable or permanent support
- Barricade or drum
- Cone, drum or barricade
- Type III barricade
- Detectable pedestrian channelizing barricade

Illinois Department of Transportation

APPROVED January 1, 2016  
*[Signature]*  
ENGINEER OF SAFETY ENGINEERING

APPROVED January 1, 2016  
*[Signature]*  
ENGINEER OF DESIGN AND ENVIRONMENT

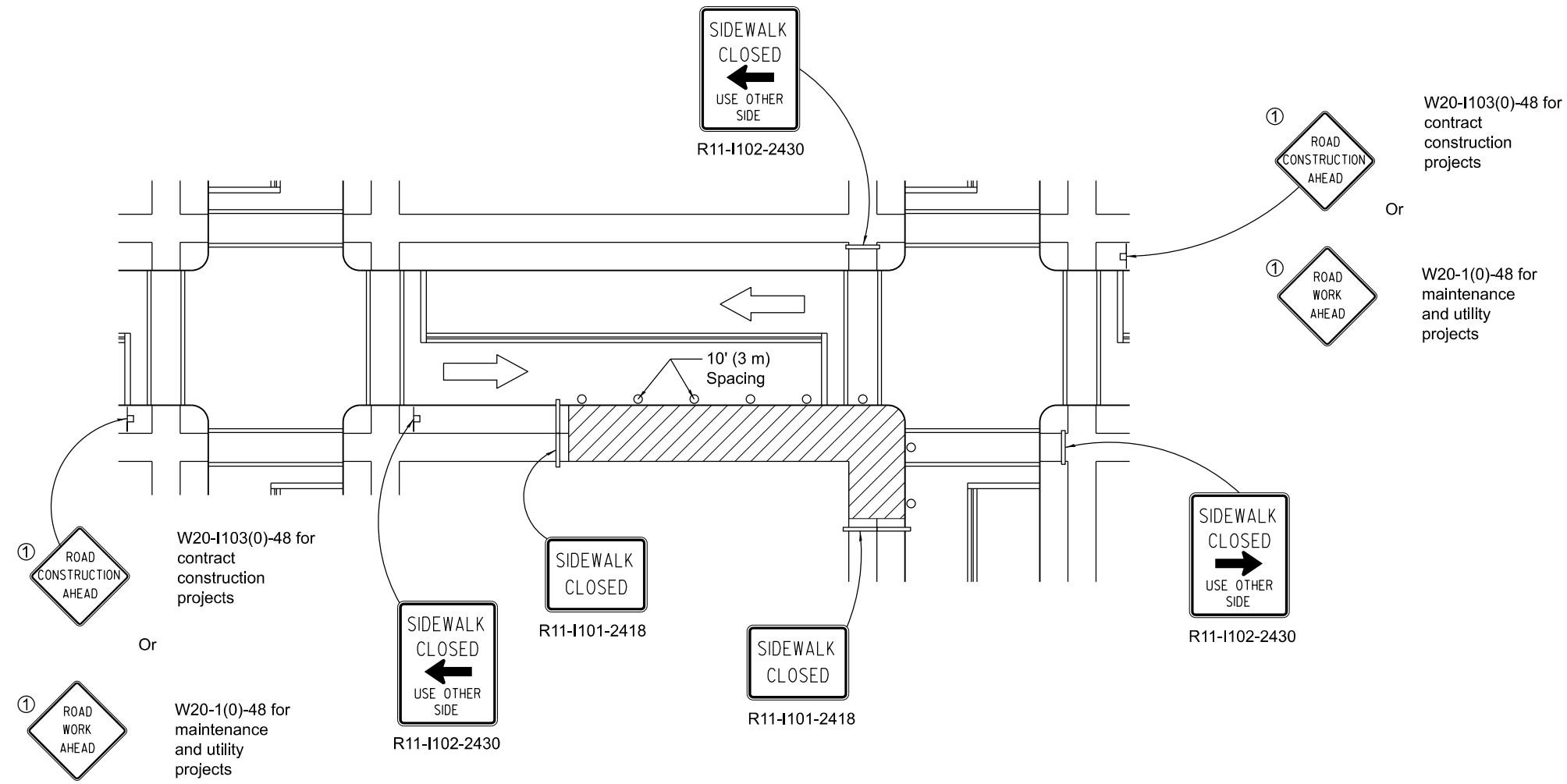
ISSUED 1-1-97

DATE	REVISIONS
4-1-16	Omitted orange safety fence from standard as this is covered in the standard spec.
1-1-12	Added SIDEWALK DIVERSION.
	Modified appearance of plan views.
	Renamed Standard.

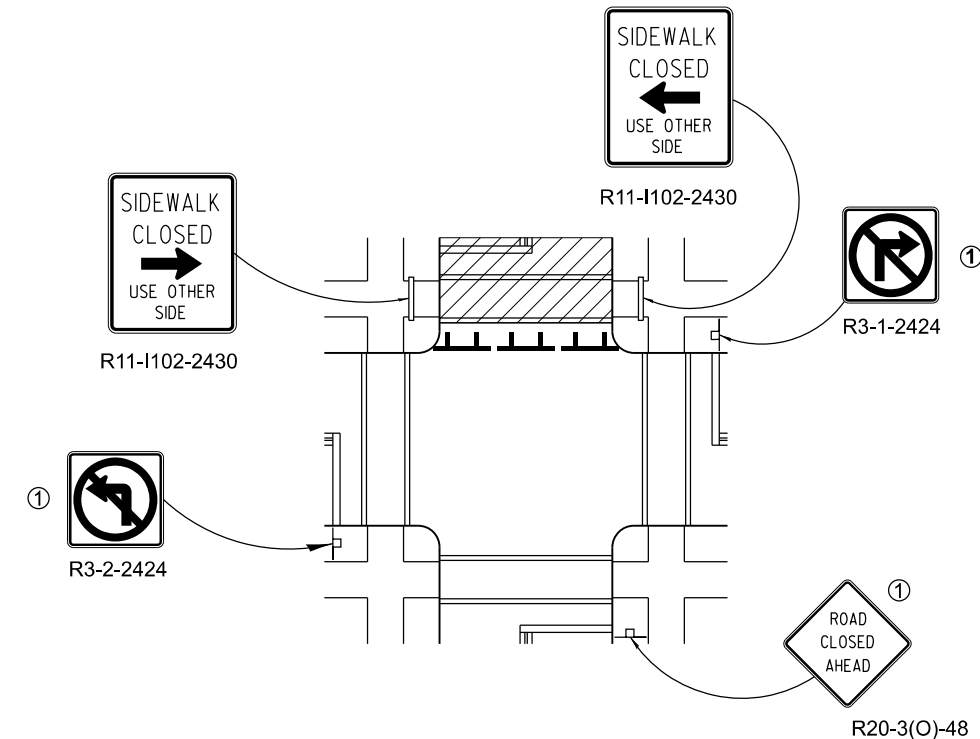
**SIDEWALK, CORNER OR CROSSWALK CLOSURE**

(Sheet 1 of 2)

**STANDARD 701801-06**



**CORNER CLOSURE**



**CROSSWALK CLOSURE**

W20-I103(0)-48 for contract construction projects  
Or  
W20-1(0)-48 for maintenance and utility projects

**SIDEWALK, CORNER OR CROSSWALK CLOSURE**  
(Sheet 2 of 2)  
**STANDARD 701801-06**

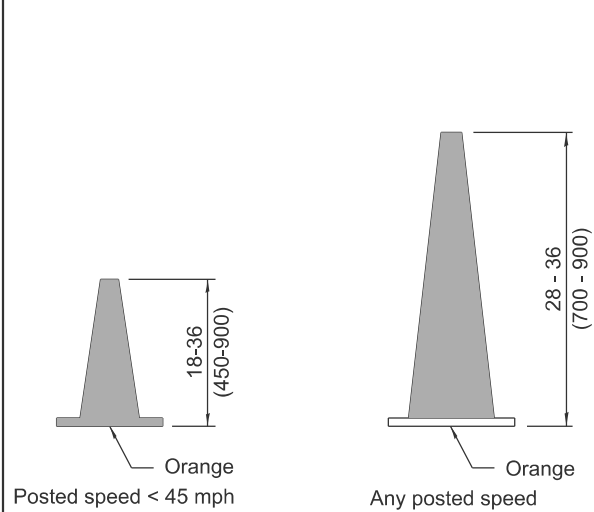
Illinois Department of Transportation

APPROVED January 1, 2016  
*[Signature]*  
ENGINEER OF SAFETY ENGINEERING

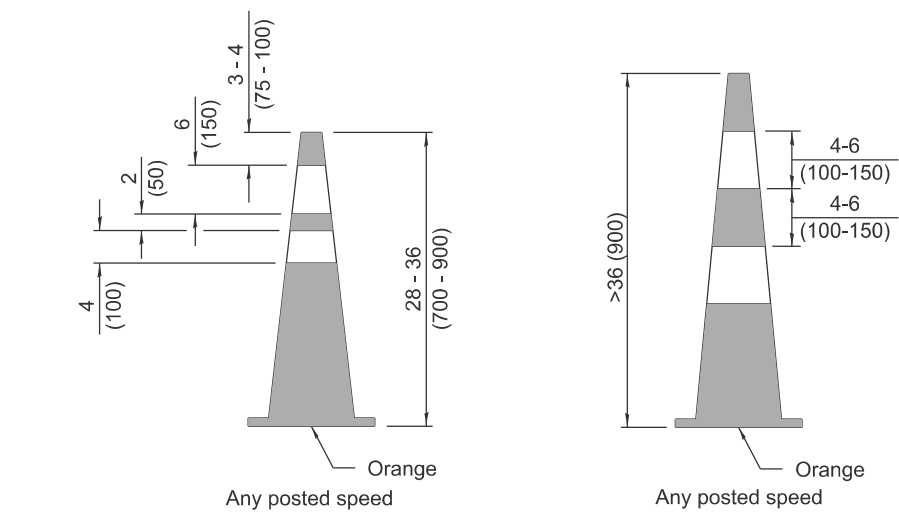
APPROVED January 1, 2016  
*[Signature]*  
ENGINEER OF DESIGN AND ENVIRONMENT

ISSUED 1-1-97



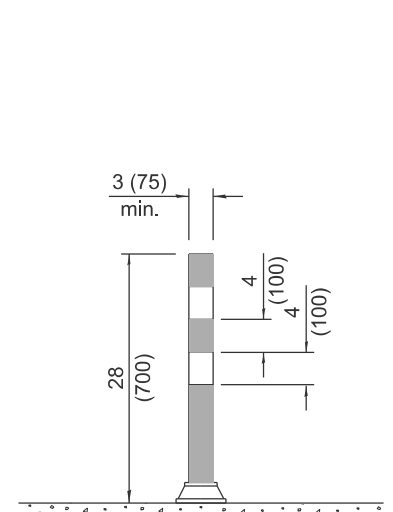


**DAYTIME USE**

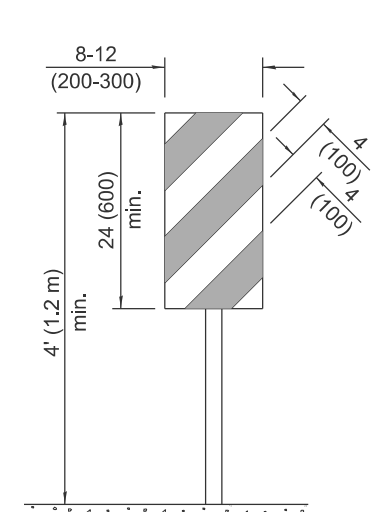


**DAY OR NIGHTTIME USE**

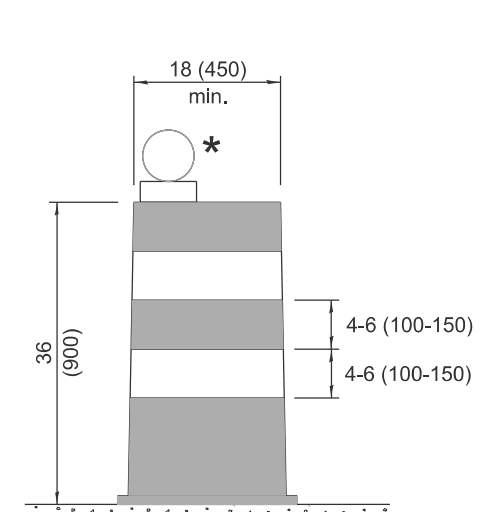
**CONES**



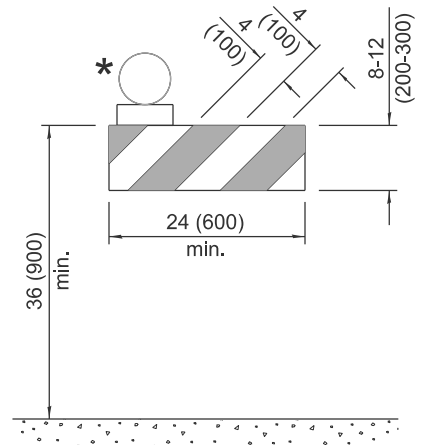
**TUBULAR MARKER**



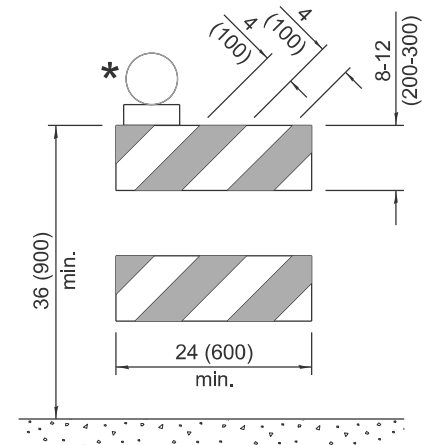
**VERTICAL PANEL  
POST MOUNTED**



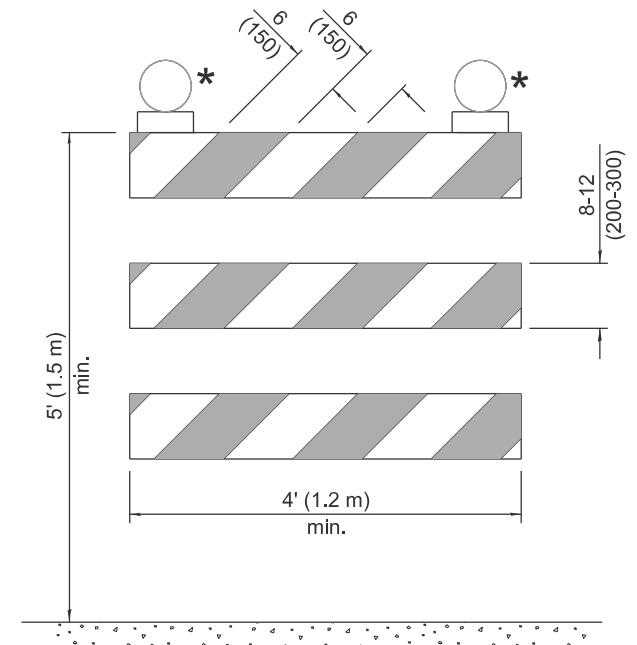
**DRUM**



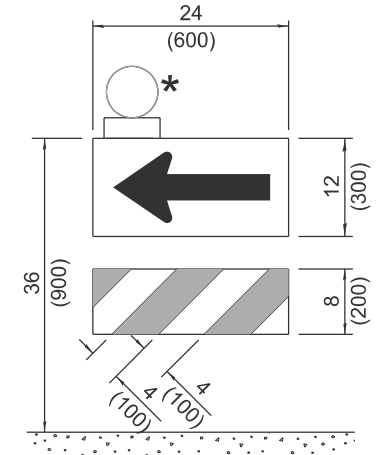
**TYPE I BARRICADE**



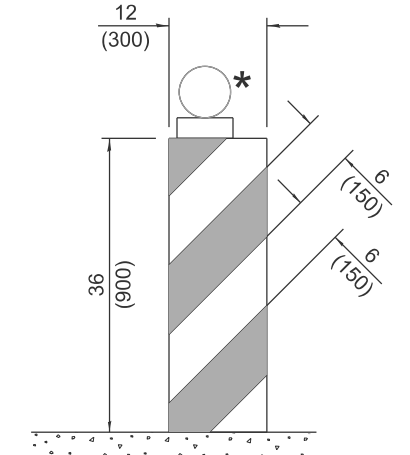
**TYPE II BARRICADE**



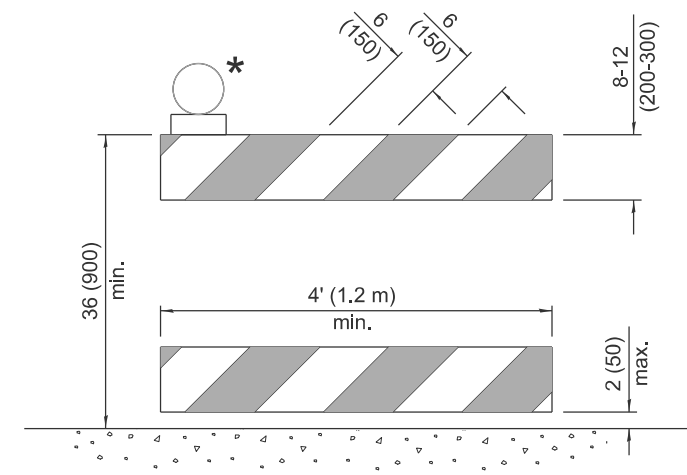
**TYPE III BARRICADE**



**DIRECTION INDICATOR  
BARRICADE**



**VERTICAL BARRICADE**



**DETECTABLE PEDESTRIAN  
CHANNELIZING BARRICADE**

\* Warning lights (if required)

**GENERAL NOTES**

All heights shown shall be measured above the pavement surface.

All dimensions are in inches (millimeters) unless otherwise shown.

Illinois Department of Transportation

APPROVED January 1, 2025

ENGINEER OF SAFETY PROG. AND ENGINEERING

APPROVED January 1, 2025

ENGINEER OF DESIGN AND ENVIRONMENT

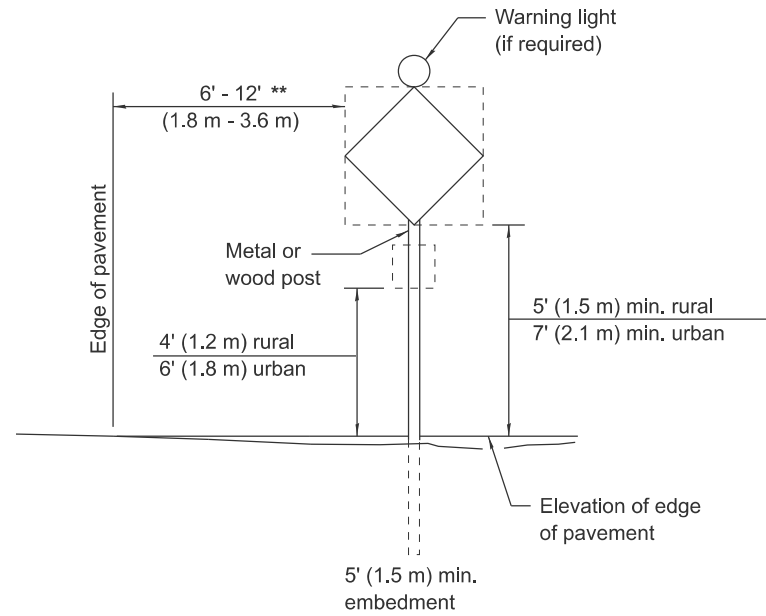
ISSUED 1-1-13

DATE	REVISIONS
1-1-25	Updated Temporary Rumble Strip Detail (sht. 3).
1-1-24	Revised Type III Barricade notes (sht. 3) & moved warning light on post mounted signs to top center.

**TRAFFIC CONTROL  
DEVICES**

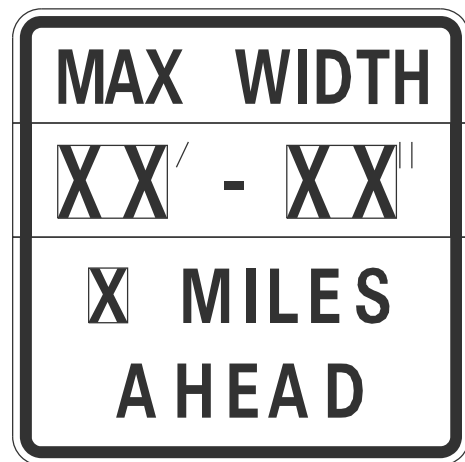
(Sheet 1 of 3)

**STANDARD 701901-10**



**POST MOUNTED SIGNS**

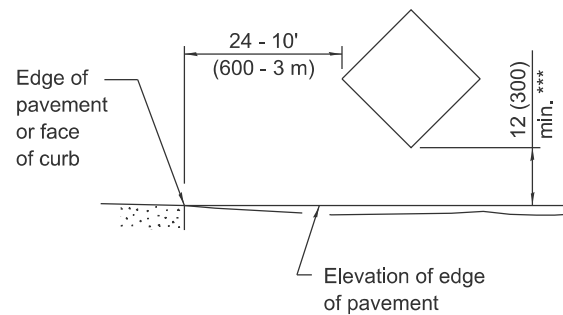
\*\* When curb or paved shoulder are present this dimension shall be 24 (600) to the face of curb or 6' (1.8 m) to the outside edge of the paved shoulder.



W12-1103-4848

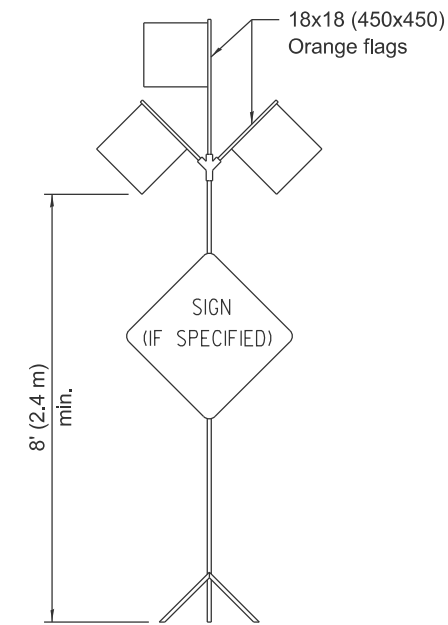
**WIDTH RESTRICTION SIGN**

XX'-XX" width and X miles are variable.

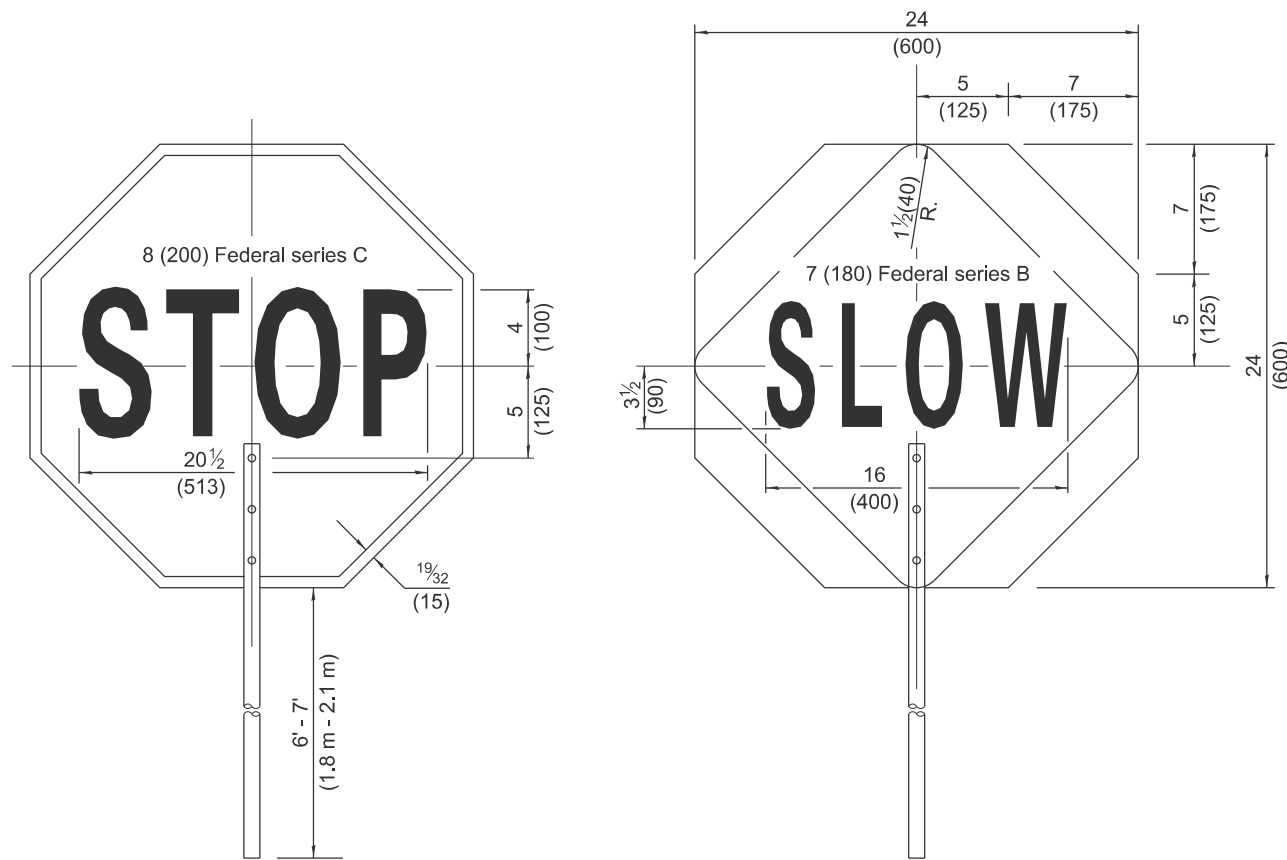


**SIGNS ON TEMPORARY SUPPORTS**

\*\*\* When work operations exceed four days, this dimension shall be 5' (1.5 m) min. If located behind other devices, the height shall be sufficient to be seen completely above the devices.



**HIGH LEVEL WARNING DEVICE**



FRONT SIDE

REVERSE SIDE

**FLAGGER TRAFFIC CONTROL SIGN**



G20-1104(0)-6036



G20-1105(0)-6024

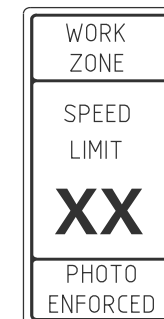
This signing is required for all projects 2 miles (3200 m) or more in length.

ROAD CONSTRUCTION NEXT X MILES sign shall be placed 500' (150 m) in advance of project limits.

END CONSTRUCTION sign shall be erected at the end of the job unless another job is within 2 miles (3200 m).

Dual sign displays shall be utilized on multi-lane highways.

**WORK LIMIT SIGNING**



W21-1115(0)-3618

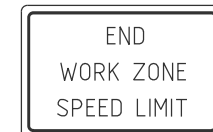
R2-1-3648

R10-1108p-3618 \*\*\*\*



R2-1106p-3618

Sign assembly as shown on Standards or as allowed by District Operations.



G20-1103-6036

This sign shall be used when the above sign assembly is used.

**HIGHWAY CONSTRUCTION SPEED ZONE SIGNS**

\*\*\*\* R10-1108p shall only be used along roadways under the jurisdiction of the State.

**TRAFFIC CONTROL DEVICES**

(Sheet 2 of 3)

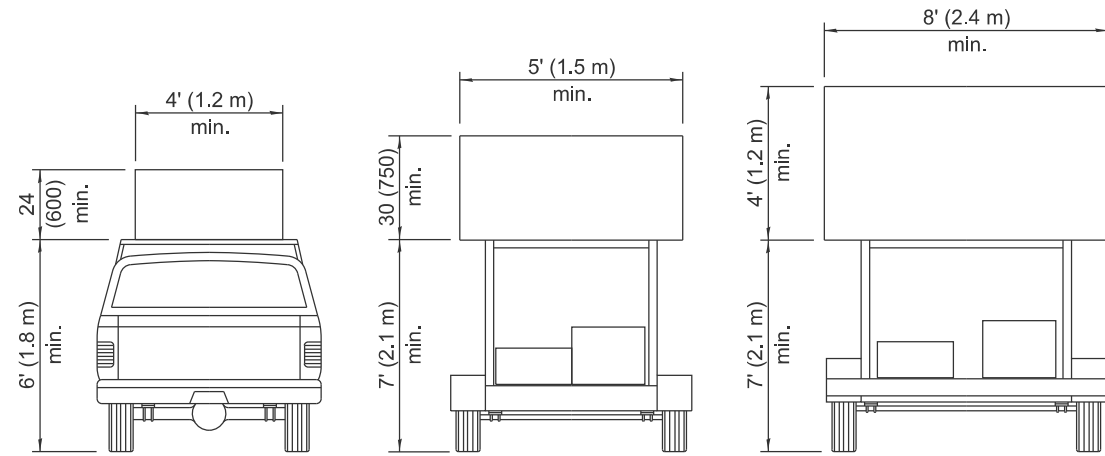
**STANDARD 701901-10**

Illinois Department of Transportation

APPROVED January 1, 2025  
*S. E. Brown*  
 ENGINEER OF SAFETY PROG. AND ENGINEERING

APPROVED January 1, 2025  
*John C. ...*  
 ENGINEER OF DESIGN AND ENVIRONMENT

ISSUED 1-1-13

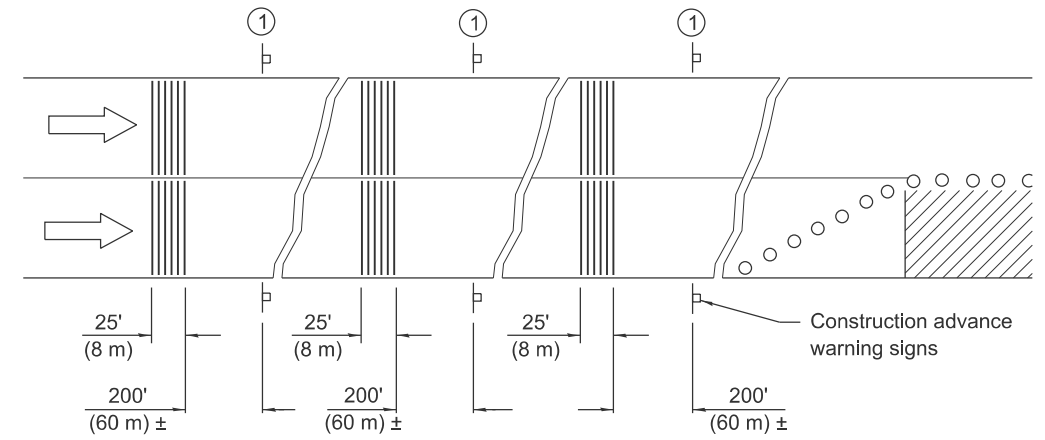


**TYPE A  
ROOF  
MOUNTED**

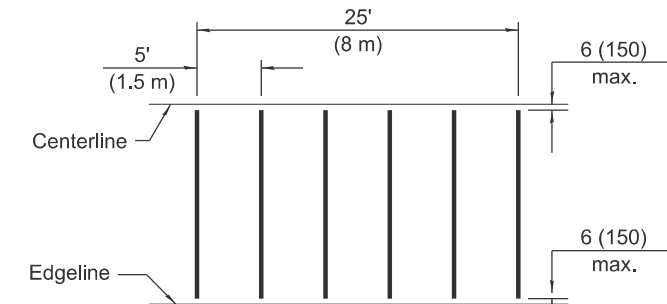
**TYPE B  
ROOF OR TRAILER  
MOUNTED**

**TYPE C  
TRAILER  
MOUNTED**

**ARROW BOARDS**

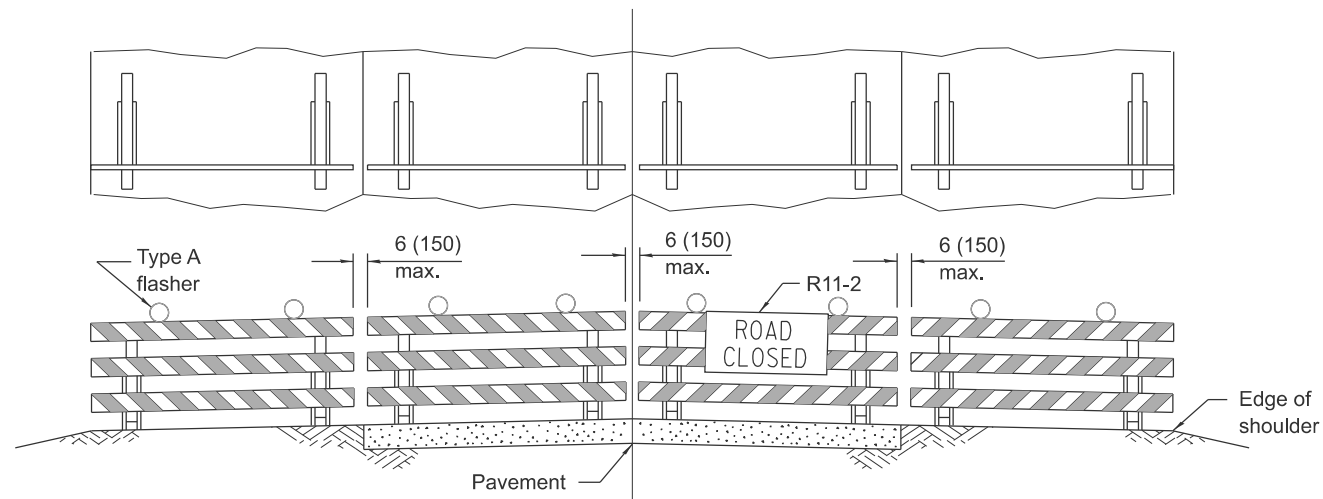


① This sign shall be omitted when median width is less than 10' (3 m).



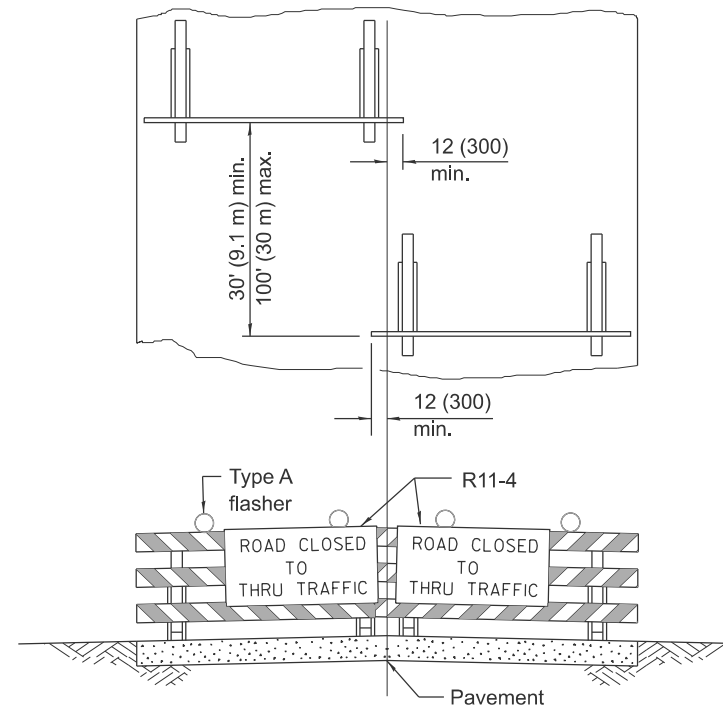
**TYPICAL INSTALLATION**

**TEMPORARY RUMBLE STRIPS**



**ROAD CLOSED TO ALL TRAFFIC**

ReflectORIZED striping may be omitted on the back side of the barricades.



**ROAD CLOSED TO THRU TRAFFIC**

ReflectORIZED striping shall appear on both sides of the barricades.

**TYPICAL APPLICATIONS OF  
TYPE III BARRICADES CLOSING A ROAD**

If a Type III barricade with an attached sign panel which meets NCHRP 350 or MASH is not available, the sign may be mounted on an NCHRP 350 or MASH temporary sign support directly in front of the barricade.

Illinois Department of Transportation

APPROVED January 1, 2025

ENGINEER OF SAFETY PROG. AND ENGINEERING

APPROVED January 1, 2025

ENGINEER OF DESIGN AND ENVIRONMENT

ISSUED 1-1-13

**TRAFFIC CONTROL  
DEVICES**

(Sheet 3 of 3)

**STANDARD 701901-10**